

A search for microscopic black holes, string balls, and sphalerons in proton-proton collisions at $\sqrt{s} = 13$ TeV

The CMS Collaboration*

Abstract

A search for microscopic black holes, string balls, and electroweak sphalerons using proton-proton collisions at $\sqrt{s} = 13$ TeV recorded with the CMS detector at the CERN LHC during the 2016–2018 data taking, and corresponding to an integrated luminosity of 138 fb^{-1} , is presented. Two search strategies based on control samples in data are used. Model-independent limits on the cross section of physics phenomena with multiple energetic jets, leptons, and photons are set using a method that relies on the shape invariance of the scalar sum of the transverse momenta of all objects in the event. Model-dependent limits on black hole and sphaleron production are set using a newly introduced method that has been developed for the identification of collider events with distinct kinematic features by separating them into classes based on phase space proximity. In the context of models with large extra dimensions, semiclassical black holes and string balls with masses below 8.4–11.4 TeV and 9.0–10.7 TeV, respectively, are excluded at 95% confidence level, significantly extending the reach beyond previous searches. Results of a dedicated search for electroweak sphalerons are used to derive an upper limit of 0.0034 at 95% confidence level on the fraction of quark-quark interactions above the nominal sphaleron transition energy threshold of 9 TeV.

Submitted to the Journal of High Energy Physics

1 Introduction

This paper describes a search for three theoretical objects predicted to exist at the TeV scale: microscopic black holes (BHs), string balls (SBs), and sphalerons. Microscopic BHs are the manifestation of certain theoretical scenarios beyond the standard model (BSM) that could address open questions of the standard model (SM), such as the hierarchy problem. The Arkani-Hamed–Dimopoulos–Dvali (ADD) [1–3] and Randall–Sundrum (RS) [4, 5] models address the hierarchy problem by means of extra dimensions with properties that can explain gravity’s apparent weakness in the standard 3+1 dimensions of space-time. In this paper, we present the results of a search for manifestations of the ADD model. In this framework, the strength of gravity is greatly increased when its extra dimensional components are taken into account. This shifts the fundamental Planck scale (M_D) downward to a level near the electroweak (EW) scale. As a result, microscopic BH formation becomes possible for BHs with mass $M_{\text{BH}} \geq M_D$ [6–8]. In the semiclassical case where M_{BH} is well above M_D , the microscopic BHs quickly evaporate via Hawking radiation [9] to a large number of energetic particles, such as gluons, quarks, leptons, and photons. If M_{BH} is close to M_D , quantum effects become significant, altering the decays. For example, quantum BHs decay before they thermalize and produce low-multiplicity final states [10–12].

Another model based on string theory predicts that in the region between M_D and the threshold for BH formation, highly excited long, jagged SB states [13] can be produced with masses of order M_S/g_S , where M_S is the string scale and g_S is the string coupling. The transition from SBs to semiclassical BHs occurs for masses above M_S/g_S^2 . Similar to semiclassical BHs, SB evaporation yields a large number of SM particles.

Sphalerons are unstable solutions in the EW sector [14, 15] that allow baryon and lepton number violation, an essential requirement for the matter-antimatter asymmetry in the universe. In the SM, there are twelve globally conserved currents $J^\mu = \bar{\psi}_L \gamma^\mu \psi_L$, each corresponding to the flavor conservation of one of the 12 fundamental fermions. When the conservation is broken by an anomaly, the integral of the divergence of these currents over space-time produces what is known as the Chern–Simons number [15], N_{CS} , which characterizes the topological structure of the EW vacuum. Each sphaleron-induced transition is associated with an N_{CS} , resulting in a violation of baryon (B) and lepton (L) numbers by $\Delta B = \Delta L = 3N_{\text{CS}}$, such that $\Delta(B + L) = 6N_{\text{CS}}$ and $\Delta(B - L) = 0$. The sphaleron potential is a periodic potential with minima (the vacua) characterized by the integer values of N_{CS} . The energy required to overcome the potential barriers between minima, known as the sphaleron transition energy (E_{sph}), is estimated to be around 9 TeV [16]. An anomaly only occurs when there is sufficient energy to overcome the potential barrier. The minimal final state from a sphaleron transition, corresponding to $N_{\text{CS}} = \pm 1$, consists of 12 fermions: three charged leptons, three neutrinos, and six quarks (one from each generation and color). Additional quark-antiquark pairs and gauge bosons may also be produced in the process, leading to high-multiplicity final states, potentially observable at the CERN LHC [16–18].

At the LHC, three types of objects discussed above could produce very similar event signatures involving multiple leptons, photons, and jets that are distinct from SM backgrounds.

The ATLAS Collaboration published a search for BHs [19] using 3.6 fb^{-1} of data collected at $\sqrt{s} = 13 \text{ TeV}$ that was recast by Ellis and Sakurai as a search for sphalerons [17]. The ATLAS Collaboration also searched for quantum BHs in lepton+jet final states using a $\sqrt{s} = 13 \text{ TeV}$ data set corresponding to an integrated luminosity of 140 fb^{-1} [20]. An analysis by CMS at the same center-of-mass energy, based on 2016 data, corresponding to an integrated luminosity

of 35.9 fb^{-1} , was reported in Ref. [21]. The search reported here is an update to the previous CMS analysis. In addition to using a larger data set, we use a novel phase space metric to set model-dependent limits, while also applying the shape invariance approach used in previous CMS publications [21–25], to set model-independent limits.

The paper is organized as follows. The CMS detector and event reconstruction are presented in Section 2. Section 3 describes the signal models considered and the associated simulated data samples. Section 4 discusses the event reconstruction, while Section 5 introduces the variables used in this search. The event selection is detailed in Section 6, followed in Section 7 by descriptions of the two background estimation methods we employ. Section 8 presents the systematic uncertainties associated with the signal simulation, and the results are shown in Section 9. The paper is summarized in Section 10.

Tabulated results are provided in the HEPData record for this analysis [26].

2 The CMS detector

The central feature of the CMS apparatus is a superconducting solenoid of 6 m internal diameter, providing a magnetic field of 3.8 T. Within the solenoid volume are a silicon pixel and silicon strip tracker, a lead tungstate crystal electromagnetic calorimeter (ECAL), and a brass and scintillator hadron calorimeter (HCAL), each composed of a barrel and two endcap sections. Forward calorimeters extend the pseudorapidity (η) coverage provided by the barrel and endcap detectors. Muons are measured in gas-ionization detectors embedded in the steel flux-return yoke outside the solenoid. A more detailed description of the CMS detector, together with a definition of the coordinate system used and the relevant kinematic variables, can be found in Refs. [27, 28].

The silicon tracker used in 2016 measured charged particles within the range $|\eta| < 2.5$. For nonisolated particles of transverse momenta (p_T) between 1 and 10 GeV, and $|\eta| < 1.4$, the track resolutions were typically 1.5% in p_T and 25–90 (45–150) μm in the transverse (longitudinal) impact parameter [29]. At the start of 2017, a new pixel detector was installed [30]; the upgraded tracker measured particles up to $|\eta| = 3.0$ with typical resolutions of 1.5% in p_T and 20–75 μm in the transverse impact parameter [31] for nonisolated particles of $1 < p_T < 10 \text{ GeV}$. According to simulation studies [32], similar improvements are expected in the longitudinal direction.

Events of interest are selected by a two-level trigger system. The first level, composed of custom hardware processors, uses information from the calorimeters and muon detectors to select events at a rate of approximately 100 kHz within a fixed latency of approximately 4 μs [33]. The second level, known as the high-level trigger (HLT), consists of a farm of processors running a version of the full event reconstruction software optimized for fast processing. It reduces the event rate to a few kHz before data storage [34, 35].

3 Data and simulated samples

The analysis is based on a data sample collected with the CMS detector from 2016 to 2018 in proton-proton (pp) collisions at a center-of-mass energy of 13 TeV, corresponding to an integrated luminosity of 138 fb^{-1} .

The BH signal samples were produced using Monte Carlo (MC) simulation with the BLACK-MAX v2.02.0 [36] and CHARYBDIS2 v1.003 [37, 38] generators at $\sqrt{s} = 13 \text{ TeV}$. The CHARYBDIS2

generator models BH decay primarily through semiclassical Hawking radiation with graybody factors, while BLACKMAX offers more flexible parameterizations for the decay spectra and different treatments of mass and angular momentum loss during evaporation. The SB samples were generated using CHARYBDIS2. The sphaleron samples used the BARYOGEN v1.0 [39] generator. Simulations for quantum chromodynamics (QCD) multijet production with MADGRAPH5_aMC@NLO v2.2.2 [40] at leading order using the MLM matching scheme [41] have been employed to guide the selection criteria and train machine-learning models, as detailed in Section 6.

The BH samples were produced under different assumptions regarding the angular momentum, energy loss, and decay mechanisms. Samples labeled with “B” were produced using the BLACKMAX generator:

- B1: nonrotating;
- B2: rotating with no graviton emission included;
- B3: rotating with energy and angular momentum loss (graviton emission included);

while those labeled with “C” were produced using the CHARYBDIS2 generator:

- C1: rotating;
- C2: nonrotating;
- C3: rotating with the evaporation model in Ref. [42, 43];
- C4: rotating with the Yoshino–Rychkov (YR) loss model [44], which is a conservative bound that includes impact parameter considerations;
- C5: rotating, stable-remnant model [45–47], where the stable remnant must be a colorless object essentially equivalent to a quark-antiquark bound state;
- C6: rotating, boiling remnant model [13, 48], where the remnant continues to evaporate until a maximum Hawking temperature equal to M_D is reached.

Furthermore, the samples were simulated with various combinations of model parameters. For each model, the fundamental Planck scale M_D is varied between 2 and 9 TeV in 1 TeV steps and for every mass value, $n = 2, 4,$ and 6 extra dimensions are used. As BH production is a threshold phenomenon, we search for BHs above a certain minimum mass $M_{\text{BH}}^{\text{min}}$. We vary $M_{\text{BH}}^{\text{min}}$ in simulation from $(M_D + 1)$ TeV to 12 TeV in 1 TeV steps.

The production of SBs depends on two parameters, the string scale M_S and the string coupling g_S . For all SB samples, $n = 6$ is used. In weakly-coupled string scenarios compactified to $4 + n$ dimensions, M_D and the string parameters are related by [48],

$$M_D = g_S^{-\left(\frac{2}{n-2}\right)} M_S. \quad (1)$$

In simulation, the string scale M_S is varied from 1 to 4 TeV in 0.5 TeV steps. For each mass value, g_S values of 0.2, 0.3, and 0.4 are used, while the minimum mass of SBs ranges from 7 to 12 TeV in steps of 1 TeV. These parameter ranges cover both the formation of SBs and their transition to semiclassical BHs.

Sphaleron production depends on two parameters, E_{sph} and N_{CS} . The parameter E_{sph} is scanned in a range from 8.5 to 9.5 TeV in steps of 0.25 TeV. Since the sphaleron transition is exponentially suppressed by $|N_{\text{CS}}|$, only $N_{\text{CS}} = \pm 1$ are simulated. The probability of $N_{\text{CS}} = +1$ is denoted as $p(N_{\text{CS}})$. The $p(N_{\text{CS}})$ values of 0%, 50%, and 100% were used, where, for example, $p(N_{\text{CS}}) = 50\%$ means half of the events have $N_{\text{CS}} = +1$ and half have $N_{\text{CS}} = -1$.

The theoretical cross section for sphaleron production is calculated in terms of the partonic cross section [18],

$$\hat{\sigma}(\sqrt{\hat{s}}) = \frac{p_{\text{sph}}}{m_W^2} \Theta(\sqrt{\hat{s}} - E_{\text{sph}}), \quad (2)$$

where m_W is the mass of the W boson, \hat{s} is the square of the partonic center-of-mass energy, and Θ is the Heaviside step function. The partonic cross section is parameterized by the two parameters E_{sph} and p_{sph} , where the latter is a dimensionless coefficient referred to as a pre-exponential factor that controls the overall size of the cross section. It is interpreted as the fraction of all quark-quark interactions above the sphaleron energy threshold E_{sph} that undergo the sphaleron transition. The sphaleron samples were generated assuming $p_{\text{sph}} = 1$, which facilitates setting a limit on this factor.

In all MC samples, PYTHIA v8.205 was used for hadronization with tune CP5 [49]. The parton distribution function (PDF) set used in simulation is NNPDF3.1 at next-to-next-to-leading order in perturbative QCD [50]. Simulated minimum bias events are superimposed on the primary collision to mimic the impact of additional interactions that occur in the same or adjacent bunch crossings (pileup) [51].

4 Event reconstruction

For this analysis, which focuses on searching for signals at the TeV scale, events are selected using an HLT criterion based on the scalar sum of transverse momenta of the reconstructed jets (H_T) in the event. The lowest H_T threshold that ensures optimal performance and data coverage is chosen. For data taken in the year 2016 this threshold is 900 GeV, while for 2017–2018 it is 1050 GeV. The resulting trigger selection is fully efficient for events that subsequently satisfy the offline requirements used in the analysis. Beyond the HLT requirement, a preselection of $S_T > 2$ TeV is applied. The subsequent requirements described in this section define the full event selection used in the analysis, for which particles are reconstructed using the particle-flow (PF) algorithm [52].

The PF algorithm aims to identify each individual particle in an event, with an optimized combination of information from the various elements of the CMS detector. The energy of photons is obtained from the ECAL measurement. The energy of electrons is determined from a combination of the electron momentum at the primary interaction vertex as determined by the tracker, the energy of the corresponding ECAL cluster, and the energy sum of all bremsstrahlung photons spatially compatible with emission from the electron along its curved track. The energy of muons is obtained from the curvature of the corresponding track. The energy of charged hadrons is determined from a combination of their momentum measured in the tracker and the matching ECAL and HCAL energy deposits, corrected for the response function of the calorimeters to hadronic showers. Finally, the energy of neutral hadrons is obtained from the corresponding corrected ECAL and HCAL energies.

The primary vertex is taken to be the vertex corresponding to the hardest scattering in the event, evaluated using tracking information alone, as described in Section 9.4.1 of Ref. [53]. Events are required to contain a primary vertex within 24 cm of the nominal collision point along the beam axis and within 2 cm in the transverse direction.

Jets are clustered from PF particles using the anti- k_T algorithm with a distance parameter $R = 0.4$. The jet momentum is determined as the vectorial sum of all particle momenta in the jet, and is found from simulation to be within 5 to 10% of the true momentum over the whole p_T spectrum and detector acceptance. Jet energy corrections are derived from simula-

tion to bring the average measured jet energy into agreement with that of particle-level jets. In situ measurements of the momentum balance in dijet, γ +jets, and Z+jets events are used to determine any residual differences between the jet energy scale in data and in simulation, and appropriate corrections are applied [54]. Pileup interactions can contribute additional tracks and calorimetric energy depositions to the jet momentum. To mitigate this effect, charged particles matched to pileup vertices are removed and an offset correction is applied to correct for remaining neutral-particle contributions [55]. All jets are required to have $p_T > 70$ GeV, and pseudorapidity $|\eta| < 2.5$. The threshold of 70 GeV is chosen consistently for all reconstructed objects to ensure sufficient signal acceptance while preserving sensitivity across a wide range of signal samples. Additional selection criteria [56] are applied to each jet to remove those originating from calorimetric noise. An event-level filter is applied such that the energy fraction carried by muon candidates in the leading p_T jet that fails the standard identification must be less than 80%. This requirement removes events in which a low-momentum muon is misreconstructed with very high momentum and misidentified as a high-energy jet.

Electrons are reconstructed as charged-particle tracks with additional energy depositions in the ECAL [57]. A requirement of pseudorapidity $|\eta| < 2.5$ is applied to all electrons. Identification criteria make use of a discriminant that combines information on the reconstructed electron and its isolation from other activity in the event. Additional constraints on the transverse and longitudinal impact parameters of electron tracks ensure consistency with the primary vertex. The chosen discriminant working point corresponds to a selection efficiency of approximately 80% [58].

Photon reconstruction is based on information from the electromagnetic calorimeter with the requirement of no matched charged-particle tracks. As for electrons, a requirement of pseudorapidity $|\eta| < 2.5$ is applied along with an identification discriminant working point that achieves approximately 80% efficiency [58].

Muon candidates are reconstructed using the PF algorithm and are categorized as global muons [59], by the combined fit of tracks in the silicon tracker and the muon system. Tight selection criteria are then applied to remove misidentified muons from hadronic decays or hadron shower remnants [60]. An isolation requirement is applied to reduce contamination from nonprompt muons originating from decays of hadrons within jets. Muon candidates are required to have pseudorapidity $|\eta| < 2.4$.

An object arbitration procedure is used to disambiguate objects in the event. It is applied to photons and jets using a cone centered on their reconstructed approximate trajectories, of size $\Delta R = \sqrt{(\Delta\eta)^2 + (\Delta\phi)^2} = 0.4$. The arbitration proceeds in a specific hierarchical order as follows. First, all leptons are retained. Next, photons are selected only if there is no lepton in the cone. Finally, jets are selected from the remaining objects, provided that there is no lepton or photon in the cone.

The missing transverse momentum vector \vec{p}_T^{miss} is defined as the projection onto the plane perpendicular to the beam axis of the negative vector sum of the momenta of all reconstructed PF objects in an event [61]. Its magnitude is referred to as p_T^{miss} . The jet energy corrections are propagated into the p_T^{miss} reconstruction.

5 Observables

The key observables used in this analysis to discriminate between signal and background include the scalar sum of transverse momenta of all objects in the event (S_T), sphericity (S) [62–

64], and in the case of the model-dependent search, a novel phase space distance metric is also employed. The objects in an event are jets, electrons, photons, muons, and missing transverse momentum (p_T^{miss}).

5.1 Scalar sum of transverse momenta

The S_T variable is defined as the scalar sum of the p_T of all objects in the event,

$$S_T = \left(\sum_{i=1}^N p_{Ti} \right) + p_T^{\text{miss}}. \quad (3)$$

The S_T distributions for various signal models, together with that of the QCD multijet background, are shown in Fig. 1 (left). Among BH signals, we use the B1 model with $n = 2$ and $M_D = 2$ TeV as a representative case for the description of the analysis, including many figures and resulting exclusions. Where relevant, figures focus on the M_{BH} and M_D mass points near exclusion. Other models are treated similarly and the limits associated with them are included in the final exclusion plots in section 9. For the sphaleron signal, the nominal $E_{\text{sph}} = 9$ TeV with different $p(N_{\text{CS}})$ assumptions is shown.

The shape of the S_T distribution for background processes, which is dominated by QCD multijet background, is assumed to be independent of the object multiplicity, N . This facilitates the modeling of the background from control regions (CRs) and the extension of its prediction to higher multiplicities where BSM physics signals may be present. This is discussed in more detail in Section 7.1.

5.2 Sphericity

Sphericity is a measure of how isotropic an event is, and it is employed to improve signal sensitivity. In this paper, sphericity is defined as follows:

$$S = \frac{2\lambda_2}{\lambda_2 + \lambda_1}, \quad (4)$$

where λ_1 and λ_2 are the eigenvalues of the transverse momentum tensor,

$$S_{xy}^L = \frac{1}{\sum_i p_{Ti}} \sum_i \frac{1}{p_{Ti}} \begin{bmatrix} p_{xi}^2 & p_{xi}p_{yi} \\ p_{xi}p_{yi} & p_{yi}^2 \end{bmatrix}, \quad (5)$$

where the index i extends over all objects passing our selection criteria. The definition of sphericity in this paper is restricted to the transverse plane and has been referred to as transverse sphericity [63, 64]. Signal events tend to be more spherical than background events due to the isotropic decays of BHs and sphalerons. Therefore, it is expected that the sphericity distribution for signal events will be shifted towards higher values compared to the QCD multijet background, as shown in Fig. 1 (right). As the mass of the BH increases, its temperature decreases, which results in a larger number of softer objects emitted in the process of evaporation. BH models with higher M_{BH} tend to have a more pronounced shift to higher sphericity values.

5.3 Phase space distance

Novel representations of collider data play an increasingly important role in modern machine learning methods. For example, optimal transport distances using energy flow distributions, have given rise to a new geometry of collider events [65–67] that has widespread applications

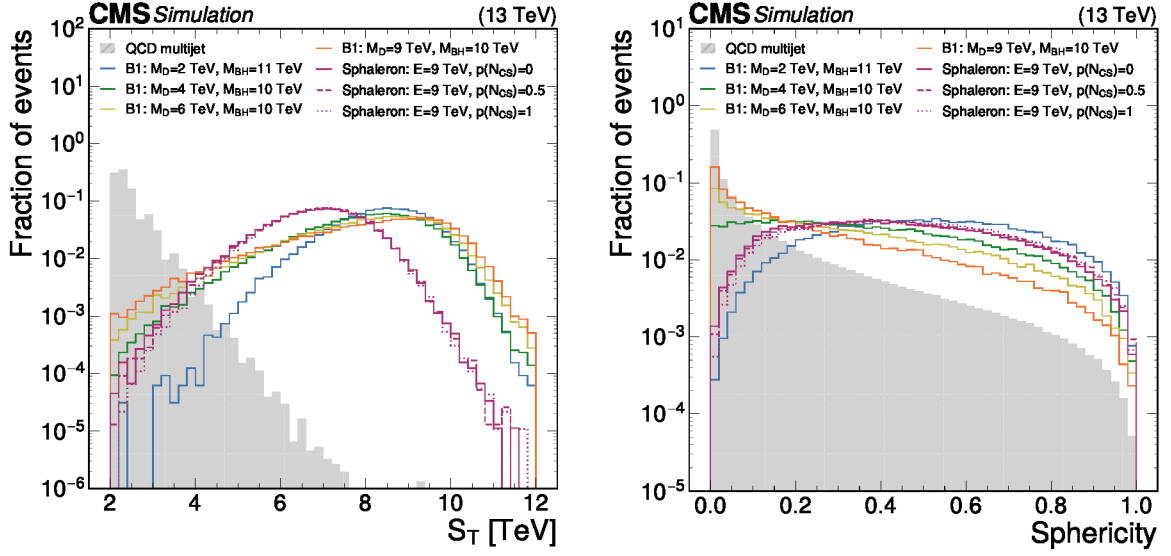


Figure 1: The S_T (left) and sphericity (right) distributions for various BH (with $n = 2$) and sphaleron signal models are plotted along with the corresponding distributions for simulated QCD multijet background events. The distributions are normalized to unit area.

in particle physics [68–72]. However, less attention has been given to the intrinsic geometry of the phase space manifold where scattering amplitudes are defined. A natural distance between collider events with N objects was proposed in Ref. [73]. To this end, a covariant description of the massless N -body phase space manifold Π_N is presented and shown to be isomorphic to the product space of an $(N - 1)$ -simplex Δ_{N-1} and a $(2N - 3)$ -hypersphere S_{2N-3} : $\Pi_N \cong \Delta_{N-1} \otimes S_{2N-3}$. Explicit and global coordinates of the phase space, $\vec{\rho}$ for the simplex and \vec{v} for the hypersphere, are obtained via transforms of the four-vectors of the N objects in the event.

A practical metric for collider events using global phase space coordinates was developed and tailored to the structure of events at hadron colliders in the center-of-mass frame [74]. After pre-processing the collider events and the manifold, the metric distance between two events, A and B, is defined by

$$d_{\Pi}(\vec{\rho}_A, \vec{v}'_A; \vec{\rho}_B, \vec{v}'_B) = \sqrt{\frac{1}{16\pi^2} \left(\frac{c}{4}\right)^{\frac{3-2N}{3N-4}} d_{\Delta}^2(\vec{\rho}_A, \vec{\rho}_B) + \frac{1}{4\pi^2} \left(\frac{c}{4}\right)^{\frac{N-1}{3N-4}} d_S^2(\vec{v}'_A, \vec{v}'_B)}, \quad (6)$$

where d_{Δ} is the distance on the simplex, d_S is the distance on the hypersphere, and c serves as a relative reweighting factor that gives rise to equally valid phase space distances. The relative reweighting factor is optimized to maximize the performance of the phase space distance in distinguishing signal from background events. In this analysis, we use the ratio sphere : simplex = 4 : 1. The definitions of the coordinates and derivations of the distances can be found in Ref. [74]. When combined with downstream machine-learning algorithms, the phase space distance achieves approximately 80% accuracy in distinguishing top quark pair production events from QCD dijet events in MC simulations.

Given that the dimension of the phase space manifold depends on the particle multiplicity N , a consistent means of defining the distance between events with different multiplicities is needed. In this work, we achieve this by fixing the number of objects per event to $N = 30$. This number covers the highest multiplicity seen in signal MC samples. When fewer than 30 objects are available in an event, the remaining entries are ‘zero-padded’, i.e., they are assigned a value of zero for subsequent calculations.

6 Event selection

A sphericity requirement of $S > 0.1$, is applied to reject background events, particularly at low S_T , where background contamination is highest. The sphericity requirement is determined from a scan of the sphericity threshold, evaluating the expected significance for all signal models considered. With the $S > 0.1$ selection, an average improvement in sensitivity of approximately 70% is observed across the signal models used in this search. While a small number of models show a mild reduction in significance, the majority of signal models have a substantial gain, with improvements up to $\sim 200\%$.

A preselection requirement of $N \geq 3$ objects is applied for the background fit in the model-independent search described in Section 7.1, while $N \geq 4$ objects is required for the phase space distance method described in Section 7.2.

Due to the high dimensionality of the phase space manifold, the phase space distance, defined in Section 5, is not an optimal discriminator on its own and so it is combined with a machine-learning classifier to enhance the separation between signal and background. The support vector machine (SVM) [75] classifier is chosen for this purpose because of its efficacy in handling high-dimensional data and because of its intrinsic design that makes it a natural choice for processing distance-based inputs. Using pairwise phase space distances as input, the SVM classifies events by constructing a maximum-margin hyperplane that maximizes the distance to the nearest data points from each class. This approach is more interpretable than a “black-box” neural network because the decision boundary (hyperplane) is constructed with physically motivated phase space distances. The radial basis function is used as the kernel to provide a non-linear generalization for the SVM classifier,

$$k(\vec{x}_A; \vec{x}_B) = \exp[-\gamma d(\vec{x}_A; \vec{x}_B)^2], \quad (7)$$

where $d(\vec{x}_A; \vec{x}_B) = d_{\Pi}(\vec{\rho}_A, \vec{v}'_A; \vec{\rho}_B, \vec{v}'_B)$ is the phase space distance between event A and event B, and γ is a hyperparameter that controls the width of the kernel, which is optimized during the validation step of the training. The SVM model provides a probability for how signal-like an event is, which is used as the SVM score in the subsequent analysis. To train the SVM, a simulated QCD multijet sample is used for background, and a mixture of mass points in the nonrotating B1 model with $n = 2$ extra dimensions is used as signal. This general model was evaluated on other signals, including sphalerons, and demonstrated good performance. This is likely because the B1 model with $n = 2$ is the most background-like, and so cases where the signal is further from the background in this metric are less challenging to distinguish.

Figure 2 shows the SVM score distributions normalized to equal area for simulated QCD multijet background and selected signal models, before (left) and after (right) the sphericity requirement.

The value of the SVM score used to define the final signal search region (SR) in data is optimized to maximize signal sensitivity as measured by the Punzi figure of merit [76] with $\sigma = 5$ and is found to be 0.63 for several signal models. To evaluate the stability of the results near this choice, the threshold was shifted to 0.5 or 0.7 resulting in a 4 to 25% variation in the yield of signal events, depending on the mass point.

Figure 3 shows distributions of SVM score versus S_T for simulated QCD multijet background events (left) and the BH signal model B1 with $M_D = 2$ TeV, $M_{\text{BH}} = 10$ TeV, and $n = 2$ (right). Clear separation between signal and background is observed.

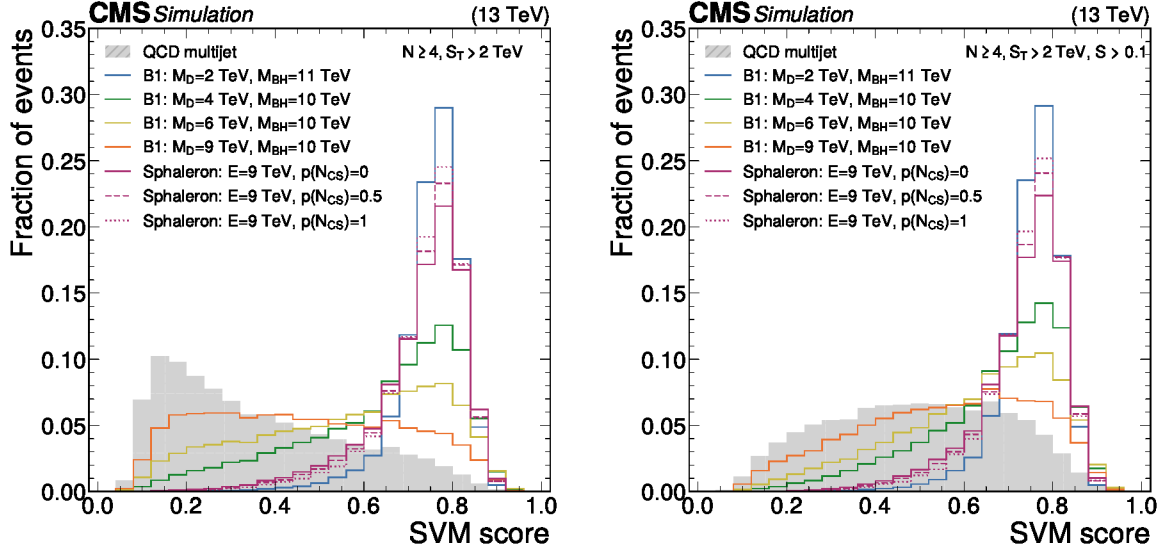


Figure 2: The SVM score distributions for simulated QCD multijets, and selected BH (with $n = 2$) and sphaleron models, before (left) and after (right) the sphericity requirement. The distributions are normalized to unit area.

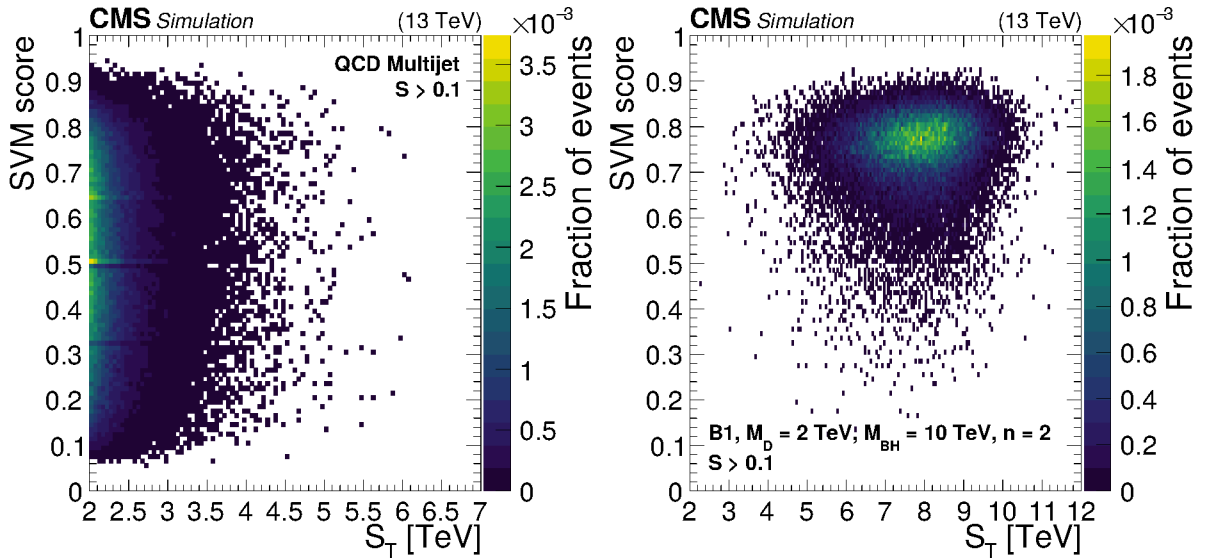


Figure 3: The SVM score vs. the S_T distributions for simulated QCD multijet background (left) and the BH signal model B1 with $M_D = 2 \text{ TeV}, M_{BH} = 10 \text{ TeV},$ and $n = 2$ (right), after the $S > 0.1$ selection.

7 Background prediction methods

The dominant background is expected to originate from QCD multijet events. The contribution from processes, like $t\bar{t}$, W +jets or Z +jets, is found to be negligible. As noted above, the searches presented in this paper follow two different approaches. The two approaches also entail different background prediction methods.

7.1 Shape invariance method

The shape invariance (SI) approach, following previous CMS publications on this topic [21–25], assumes S_T invariance with respect to the multiplicity N , which allows for an estimate of the QCD background across samples selected with different minimum multiplicities. Simulation studies confirm that the shape of the S_T distribution remains consistent across multiplicities, allowing the use of low-multiplicity events to model the S_T distribution of high-multiplicity backgrounds. Deviations associated with initial-state radiation and the selection on sphericity are taken into account by additional systematic uncertainties, as described in Section 8.

The method proceeds by first fitting 16 analytic functions to the S_T distribution from events with multiplicity $N = 3$ in a control region (SI-CR). These functional forms have been commonly used in previous searches to model the QCD S_T spectrum and are known to provide a good description of the data within the fit region. The SI-CR, which spans from $S_T = 2.5$ TeV to $S_T = 5.2$ TeV, is optimized to ensure robust background estimation, while maintaining negligible signal contamination. To ensure a physically meaningful behavior of the background prediction, functions that do not exhibit a monotonically decreasing behavior over the relevant S_T range are excluded. All remaining candidate functions provide an acceptable description of the data in the SI-CR, as determined by goodness-of-fit tests. The choice of the nominal function is based on a comparison of the integrals of the candidate functions in the range $5 < S_T < 7$ TeV. The function whose integral is closest to the central value, defined as the average of the mean and median of the set of accepted functions, is selected as the nominal function. This function defines the nominal background shape prediction. The spread among the accepted functions is treated as a systematic uncertainty, as described in Section 8. This function is then propagated to higher multiplicities of the final-state objects. The nominal function, chosen to be representative of the central behavior of the accepted function set, is given by

$$f(S_T) = \frac{p_0 (1 - (S'_T)^{1/3})^{p_1}}{(S'_T)^{p_2 + p_3 \ln(S'_T)}}, \quad (8)$$

where $S'_T = S_T / \sqrt{s}$ and p_i ($i = 0, 1, 2, 3$) are the fit parameters.

For each multiplicity threshold, the background estimate is normalized within a specific low- S_T window. The window begins at the S_T value where the ratio relative to the exclusive $N = 3$ distribution reaches 99% of its plateau value. The exclusive $N = 3$ distribution refers to the fitted background function obtained from the 2.5–5.2 TeV range. The window then extends 400 GeV beyond this threshold, ensuring that there is a sufficient number of events in the normalization region. The regions of S_T between 2.5 and 5.2 TeV then serve as a validation region (SI-VR) to ensure that the background estimation works well in data. The S_T range directly above this region defines the signal region (SI-SR). Figure 4 shows that the prediction in SI-VR describes the data within the uncertainties for different multiplicity thresholds, including both low and high multiplicities.

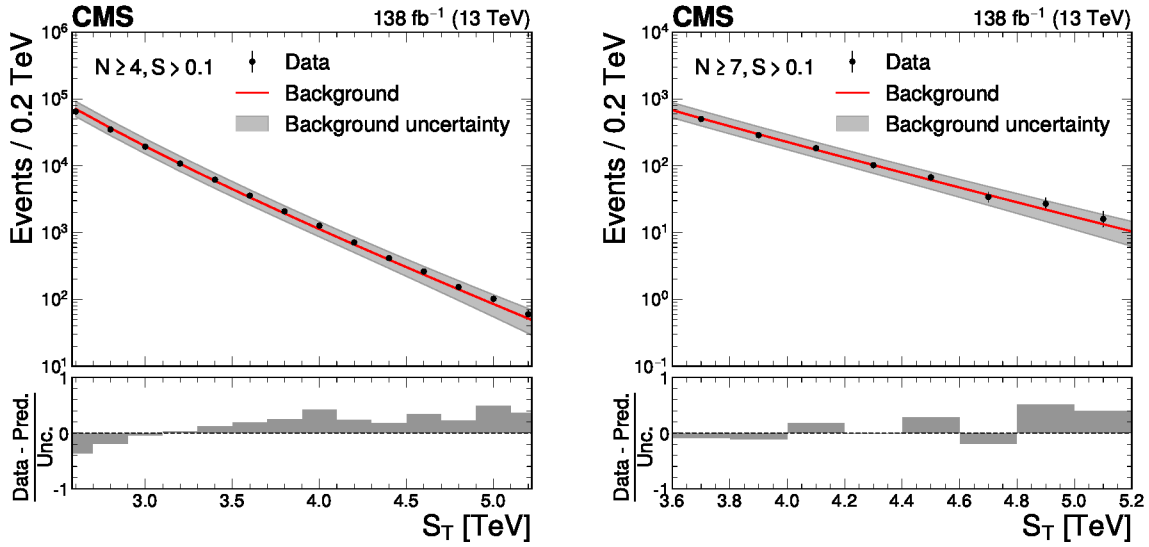


Figure 4: The S_T distribution in the $N \geq 4$ (left) and $N \geq 7$ (right) in the SI-VR in data is indicated by the black dots. The background prediction is represented by the red line, and the gray band corresponds to the background modeling uncertainty. The lower panels show the difference between observed data and the background prediction, normalized by the total uncertainty.

7.2 Phase space distance method

The background prediction method for the phase space (PS) distance approach is the Alphabet method [77], which relies on control samples in data as described below.

First, the SVM score is used to define regions enriched in background and depleted of signal. The SR, referred to as the PASS region, contains events with SVM score greater than or equal to 0.63. The CR, also referred to as the FAIL region, is defined by the complementary set of events with a score smaller than 0.63. All events are required to satisfy $N \geq 4$ and $S > 0.1$ as discussed in the previous section.

Binned S_T distributions are then created for both PASS and FAIL regions. The background yields in the PASS region are estimated from the observed data distribution in the FAIL region, multiplied by a transfer function $R_{P/F}(j)$,

$$N_{\text{PASS}}^{\text{bkg}}(j) = R_{P/F}(j) N_{\text{FAIL}}^{\text{bkg}}(j), \quad (9)$$

where $N_{\text{PASS}}^{\text{bkg}}(j)$ is the estimated background yield in the j -th bin of the S_T distribution in the PASS region, $N_{\text{FAIL}}^{\text{bkg}}(j)$ is a floating parameter that determines the background yield in the j -th bin of the S_T distribution in the FAIL region, which is constrained to values close to the observed data yield in the fit described below, and $R_{P/F}(j)$ is the value of the pass-to-fail ratio for bin j . The $R_{P/F}$ ratio is modeled by an exponential function to ensure a positive yield. Higher-order polynomials were found to have comparable performance when evaluated by the Fisher F -test [78, 79].

Finally, a binned maximum likelihood fit is performed simultaneously in the PASS and FAIL regions to extract both the background model, including the parameters of the transfer function and the binned background yield in the FAIL region, and the signal strength. All correlations between the parameters of the transfer function and the nuisance parameters are accounted for

by construction.

The method performs well in tests with MC simulations. To test the method with data, a validation region (VR), defined by inverting the sphericity requirement to $S < 0.1$ is used. The VR-FAIL and VR-PASS regions are once again separated by the SVM score of 0.63. The post-fit distributions of the S_T variable in the VR-FAIL and VR-PASS regions are shown in the left and right plots of Fig. 5, respectively. The signal mass point B1, $M_D = 2$ TeV, $M_{BH} = 10$ TeV, and $n = 2$ is also shown in the plots and indicates that there is negligible signal contamination. The pull distributions in the PASS region, namely the distributions of the ratios plotted in the lower panels, are found to be approximately symmetrical, with standard deviations consistent with unity and centered near zero. The observed saturated log-likelihood p -value in the VR-PASS region is higher than 0.05, indicating good agreement between the background prediction and the data. The higher level of agreement between the model and the data in the VR-FAIL region arises because this region is used to constrain the background estimate.

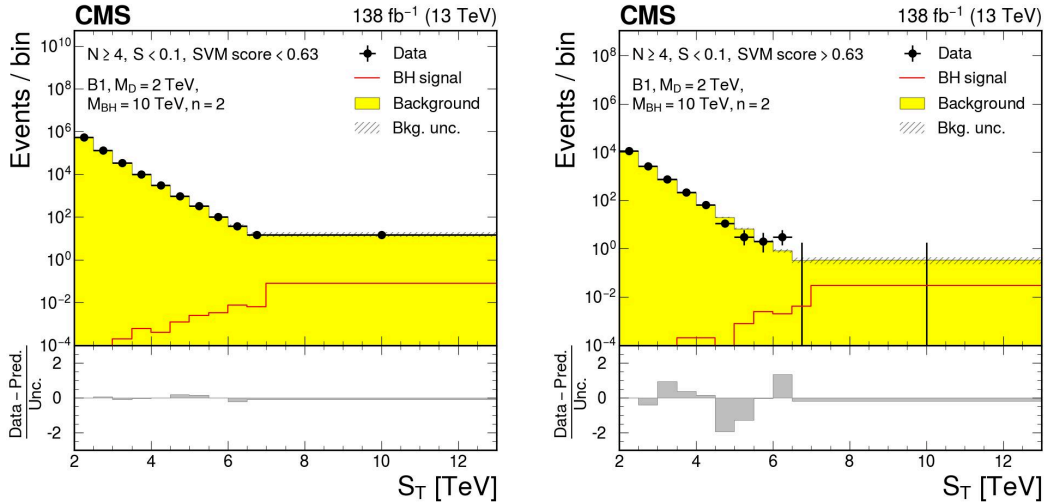


Figure 5: Post-fit S_T distributions in VR-FAIL (left) and VR-PASS (right) regions in data. The gray hatched areas include both statistical and systematic uncertainties in the background prediction (yellow histogram). The red line corresponds to the signal model B1, with $M_D = 2$ TeV, $M_{BH} = 10$ TeV, and $n = 2$. The lower panels show the difference between observed data and the background prediction, normalized by the total uncertainty.

8 Systematic uncertainties

The systematic uncertainties are incorporated as nuisance parameters and are profiled in the maximum likelihood fit.

The uncertainty in the integrated luminosity is applied as a 0.73% uncertainty affecting the signal normalization [80]. The uncertainty associated with pileup is estimated by varying the total inelastic cross section [81], which is used to compute the event weights, by one standard deviation. This variation is then applied to the signal events to match the pileup distribution observed in data. The resulting variations due to the pileup uncertainty are below 1% across all signal mass points.

The uncertainties in the jet energy corrections [61, 82, 83] are included in both background estimation methods. This leads to subdominant ($< 1\%$) uncertainties.

For the SI background estimation method, the primary sources of systematic uncertainty are associated with extrapolating the background from the CR to the SR and its normalization. The extrapolation uncertainty arises from the procedure used to model the background and it accounts for the range of possible background functions that fit the data in the fit region. The uncertainty is derived from the envelope of the highest and lowest fits obtained from the 16 test functions, which vary with multiplicity and S_T . For $S_T > 5.2$ TeV, where the background prediction relies on an extrapolation beyond the fit region, this procedure results in a conservative uncertainty of approximately 50% in the nominal background prediction for all values of N .

An additional uncertainty is introduced to account for residual variations and possible non-invariance in the low- S_T region due to initial-state radiation. This uncertainty is assigned a baseline value of 30% and increases with S_T , reaching up to 120% in the high- S_T region. A background normalization uncertainty associated with the procedure described above accounts for variations in the low- S_T normalization region, and ranges from 0.6 to 10%, depending on multiplicity.

For the PS method, the background uncertainty has two sources: the statistical uncertainty in the background yield in the FAIL region, which varies from 1% to 100% as S_T increases, and the statistical uncertainty in $R_{P/F}$, which varies from 1% to 10% depending on S_T .

Both methods are statistically limited.

9 Results

The results of the search are extracted by performing a simultaneous maximum likelihood fit with the CMS statistical analysis tool COMBINE [84], which is based on the ROOFIT [85] and ROOSTATS [86] frameworks. They are interpreted in terms of model-independent limits on BSM physics in energetic, multiparticle final states, and as model-dependent limits for a set of semiclassical BH and SB scenarios, as well as for EW sphalerons.

Limits are set using the CL_s method [87–89] with log-normal priors in the likelihood to constrain the nuisance parameters near their best fit values. We do not use the asymptotic approximation of the CL_s method [90], as most models in the search region have very low expected background, a condition for which the asymptotic approximation is known to overestimate the search sensitivity.

9.1 Model-independent results

Figure 6 shows the S_T distribution in the SI-SR in data along with the background prediction and its uncertainty. No significant deviation in data compared to the expected SM background is observed.

Model-independent 95% confidence level (CL) limits on the signal cross section for $S_T > S_T^{\min}$ times acceptance (A) are derived for a generic signal producing events above a threshold S_T^{\min} . These limits do not rely on assumptions about the signal model’s properties or production mechanism. Acceptance is defined with respect to a fiducial phase space corresponding to the full event and object selection used in the analysis. This includes the requirements on reconstructed objects, event multiplicity, and the sphericity selection $S > 0.1$. For sphaleron signal models, the acceptance is typically high, ranging from 89% to 93%. For microscopic black hole signals, the acceptance depends strongly on the mass point and model parameters. In the case of the B1 model, the acceptance varies between approximately 50% and 90% across the consid-

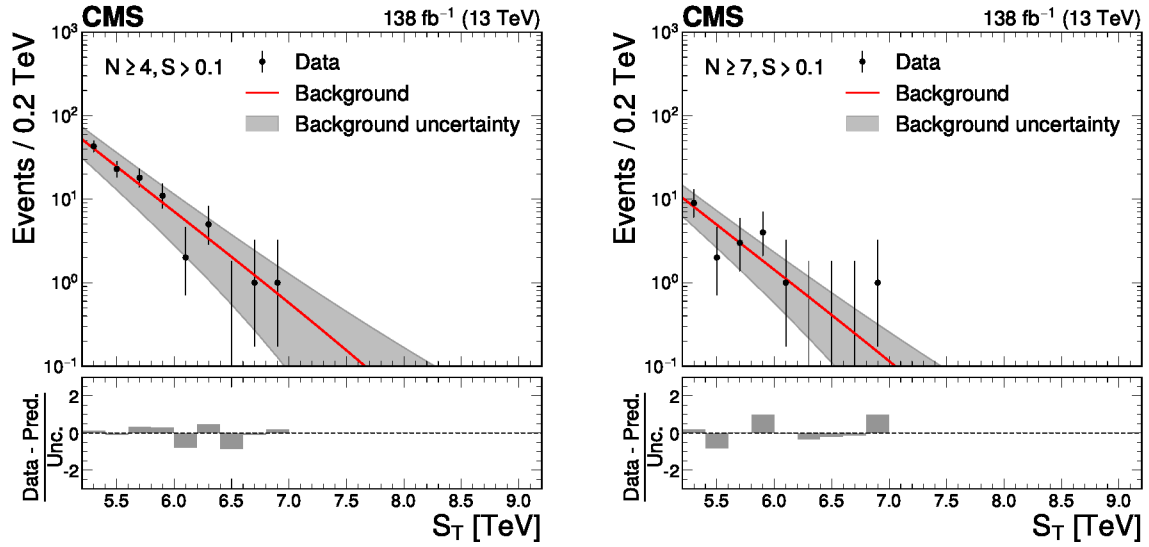


Figure 6: The S_T distribution in the $N \geq 4$ (left) and $N \geq 7$ (right) SI-SR in data, indicated by the black dots, along with the background prediction and its uncertainty represented by the red line and gray band, respectively. Lower panel as in Fig. 4.

ered parameter space. The observed number of events in the SI-SR sample is compared to the expected number of background events coming from the extrapolation of the fitted function, allowing for a limit to be set on any excess of events that could indicate the presence of a signal.

Figure 7 (left) shows the expected median limits, with 68% and 95% quantile bands, and observed limits for $N \geq 4$. We show the observed limits for different object multiplicity thresholds in Fig. 7 (right) as functions of the S_T threshold. The observed limits show an improvement of about a factor of 4 over the previous CMS analysis [21]. The gain comes from both the increased integrated luminosity and the enhanced background rejection provided by the sphericity selection.

9.2 Model-dependent results

Model-dependent results are derived using the PS method for background estimation, with limits set using the S_T distribution in the SR, defined by $N \geq 4$, $S > 0.1$, and SVM score > 0.63 . The background prediction and observed data for the PS method are shown in Fig. 8, together with the B1 model at $n = 2$ with $M_D = 2$ TeV, $M_{BH} = 10$ TeV (red) and with $M_D = 3$ TeV, $M_{BH} = 10$ TeV (blue) as examples of expected signal distributions. No significant deviation in data compared to the expected SM background is observed.

In Fig. 9, we compare the observed upper limits on the signal cross section to the predicted cross section. Values of M_{BH} can be excluded up to 11.04 TeV for $M_D = 2$ TeV and $M_D = 4$ TeV in the B1 model with $n = 2$.

Figure 10 summarizes results for excluded masses as a function of M_D for a variety of BH models, and as functions of the number of extra dimensions.

Taking the B1 model with $M_D = 4$ TeV and $n = 4$ as an example, the excluded BH mass value is extended by about 1.4 TeV with respect to the previous CMS search, where 20% of the improvement is a result of increased integrated luminosity, 20% is because of enhanced selections resulting in better signal-to-background discrimination, and 60% comes from updating PDFs

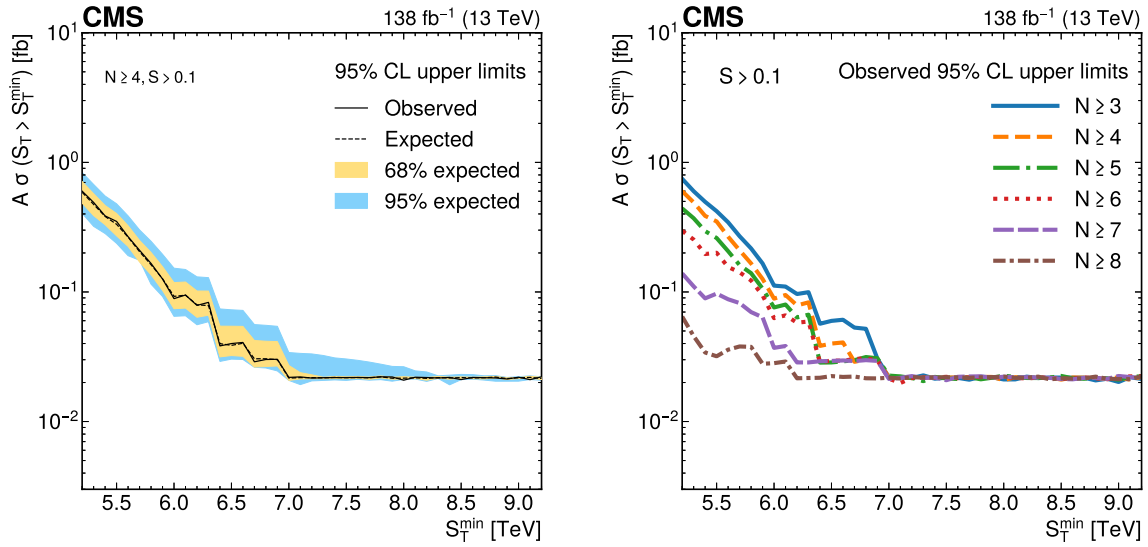


Figure 7: Expected and observed model-independent 95% CL upper limits on the cross section times acceptance for multiplicity $N \geq 4$, where the inner (outer) band represents the 68% (95%) quantile of the expected limit (left), and the observed limits with different minimum object multiplicity requirements (right).

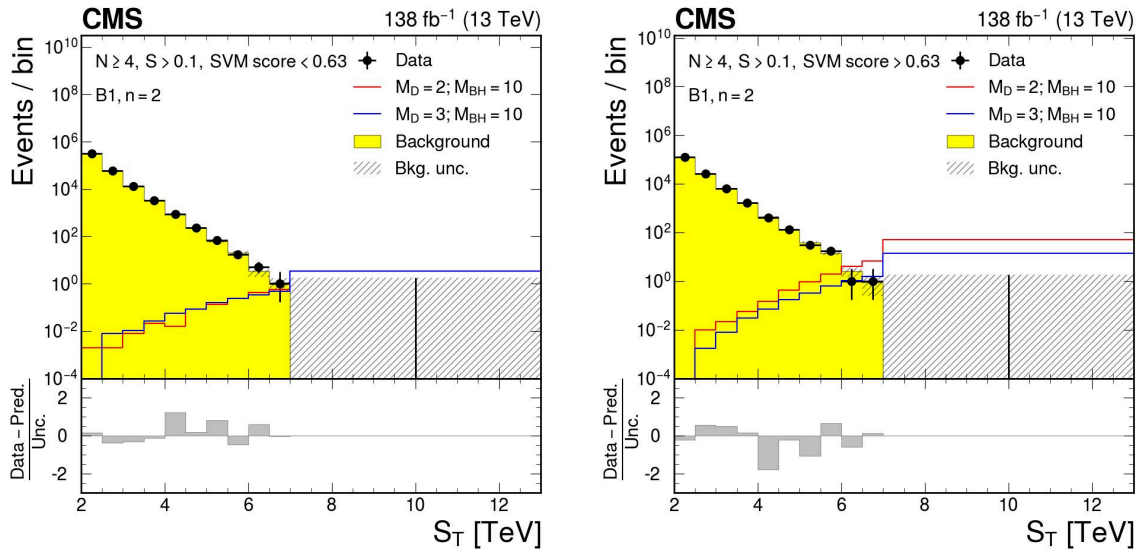


Figure 8: Post-fit S_T distributions in the FAIL (left) and PASS (right) regions in data. The gray shaded area includes both statistical and systematic uncertainties in the background prediction (yellow histogram) while the red and blue lines are B1 signal examples, as noted in the legends. Lower panel as in Fig. 5.

from MSTW2008LO to the recent NNPDF3.1 set. This dominant PDF-driven gain is expected, as the sensitivity of the analysis is governed by events probing large parton momentum fractions, where updated PDF parameterizations lead to sizable changes in the predicted signal yield.

An alternative interpretation of these results is obtained by establishing the maximum allowed number of extra dimensions as a function of the fundamental Planck scale mass M_D and the

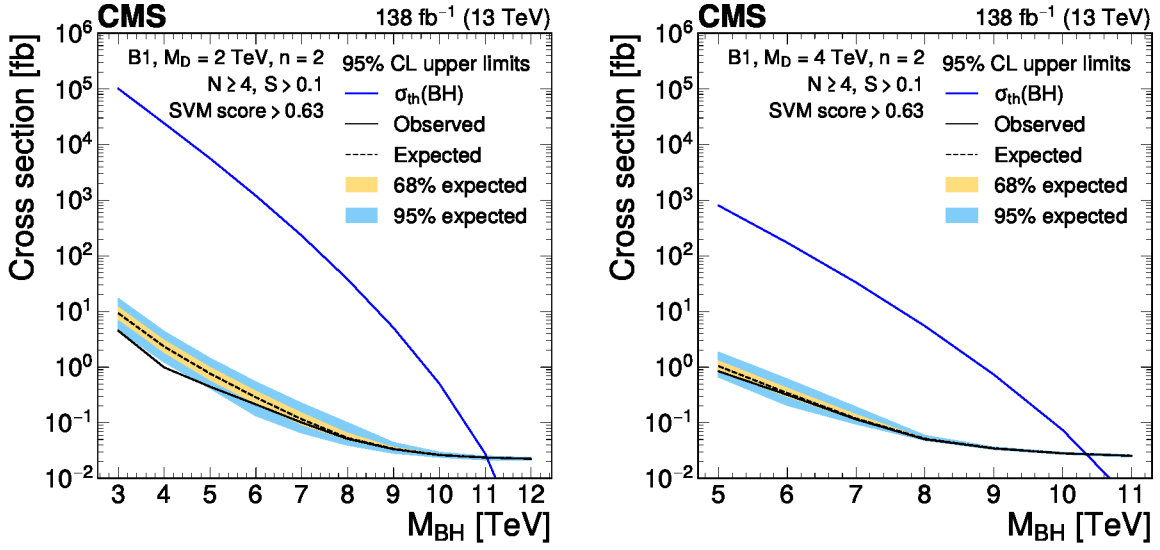


Figure 9: Expected and observed 95% CL upper limits on the cross section for a semiclassical nonrotating BH model (B1) with $n = 2$ and $M_D = 2$ TeV (left) or $M_D = 4$ TeV (right), as a function of M_{BH} . The blue curves represent the theoretical cross section values. The inner (outer) band represents the 68% (95%) quantile of the expected limit.

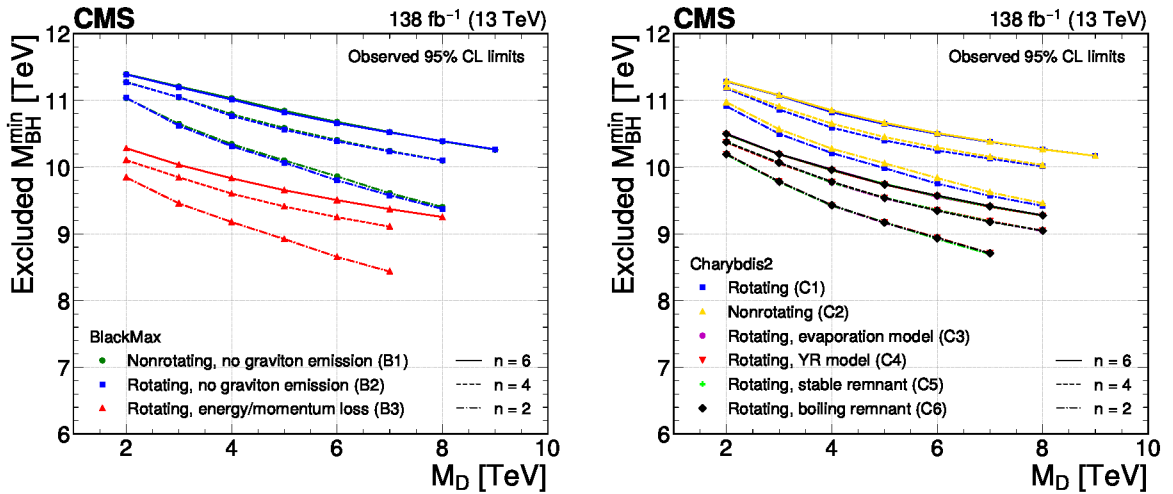


Figure 10: Excluded $M_{\text{BH}}^{\text{min}}$ values as functions of M_D and n for a variety of BLACKMAX (left) and CHARYBDIS2 (right) BH models.

minimum black hole mass $M_{\text{BH}}^{\text{min}}$ for different BH models. Upper limits on the number of extra dimensions n^{max} are derived as the value of n at the intersection between the experimental limit curves and the theoretical cross sections, floored to the nearest integer. This limit is well-defined because the theoretical cross section is a monotonically increasing function of n . When no intersection is found within the studied range ($n \in [2, 6]$), the result is reported as $n^{\text{max}} > 6$ if the experimental limit lies above all theoretical cross sections, indicating that the exclusion does not reach $n = 6$, or as $n^{\text{max}} < 2$ if it lies below, indicating that the exclusion reaches beyond $n = 2$.

At 95% CL, more than two extra dimensions are excluded under different assumptions of M_D

and $M_{\text{BH}}^{\text{min}}$ for the majority of the models considered. A systematic scan over both M_{D} and $M_{\text{BH}}^{\text{min}}$ values is performed and the resulting parameter combinations that exclude a given number of extra dimensions are presented in Table 1. For example, for models B1 and B2, the combinations $M_{\text{D}} \in (2 - 8)$ TeV with $M_{\text{BH}}^{\text{min}} \in (3, 9)$ TeV, $2 - 5$ TeV with $M_{\text{BH}}^{\text{min}} = 10$ TeV, and $M_{\text{D}} = 2$ TeV with $M_{\text{BH}}^{\text{min}} = 11$ TeV all yield $n^{\text{max}} < 2$, i.e., the allowed number of extra dimensions are zero or one. The last row shows the combinations, typically the highest $M_{\text{BH}}^{\text{min}}$ with high M_{D} , when we cannot claim any exclusions. Combinations with $M_{\text{BH}}^{\text{min}} < M_{\text{D}}$ are unphysical and not considered.

Table 1: Parameter combinations of the fundamental Planck scale M_{D} and minimum black hole mass $M_{\text{BH}}^{\text{min}}$ (both in TeV) that exclude a given number of extra dimensions n^{max} , for BH models generated with BLACKMAX and CHARYBDIS2. Each row collects all $(M_{\text{D}}, M_{\text{BH}}^{\text{min}})$ pairs yielding the same exclusion level. Combinations with $M_{\text{BH}}^{\text{min}} < M_{\text{D}}$ are unphysical and not considered. The first row indicates the pairs that are excluded for any number of extra dimensions in the ADD model, while the last row shows the parameters where no exclusion could be made in this analysis.

$(M_{\text{D}} [\text{TeV}], M_{\text{BH}}^{\text{min}} [\text{TeV}])$					
B1–B2	B3	C1	C2	C3–C6	n^{max}
(2–8, 3–9)	(2–7, 3–9)	(2–8, 3–9)	(2–8, 3–9)	(2–7, 3–9)	<2
(2–5, 10)	(2–4, 9)	(2–4, 10)	(2–5, 10)	(2–5, 9)	
(2, 11)	(2, 11)			(2, 10)	
(6,10)	(5–6,9)	(5–6,10)	(6,10)	(6–7,9)	2
(7, 10)	(2, 10)	(2, 11)	(2, 11)		
(8,10)	(7,9)	(7–8,10)	(7–8,10)	(8,9)	3
(3, 11)				(3,10)	
(9,10)	(8,9)	(9,10)	(9,10)	—	4
			(3,11)		
(4,11)	(3,10)	(3,11)	—	—	5
(5–9,11)	(4–9,10)	(4–9,11)	(4–9,11)	(4–9,10)	>6
	(2–9,11)			(2–9,11)	

The upper limits on the SB production cross sections as functions of the SB mass are set for different M_{S} and g_{S} values. An example for $M_{\text{S}} = 3.5$ TeV and $g_{\text{S}} = 0.2$ is shown in Fig. 11 (left). The excluded masses of the SB as functions of M_{S} at different g_{S} values are summarized in Fig. 11 (right).

For the sphaleron signal, a limit on the cross section can be converted into a limit on the pre-exponential factor, defined in Section 3. Following the method in Ref. [17], we calculate the limits on the pre-exponential factor for five scanned E_{sph} values: 8.5, 8.75, 9, 9.25, 9.5 TeV, under the assumptions of $p(N_{\text{CS}}) = 0, 0.5, \text{ and } 1$. The observed and expected 95% CL upper limits on the pre-exponential factor as functions of E_{sph} are shown in Fig. 12. The observed (expected) upper limit for the nominal $E_{\text{sph}} = 9$ TeV and $p(N_{\text{CS}}) = 0.5$ is 0.0034 (0.0035), which is approximately 6.2 (3.4) times more stringent than the previous best limit of 0.021 (0.012) from CMS [21].

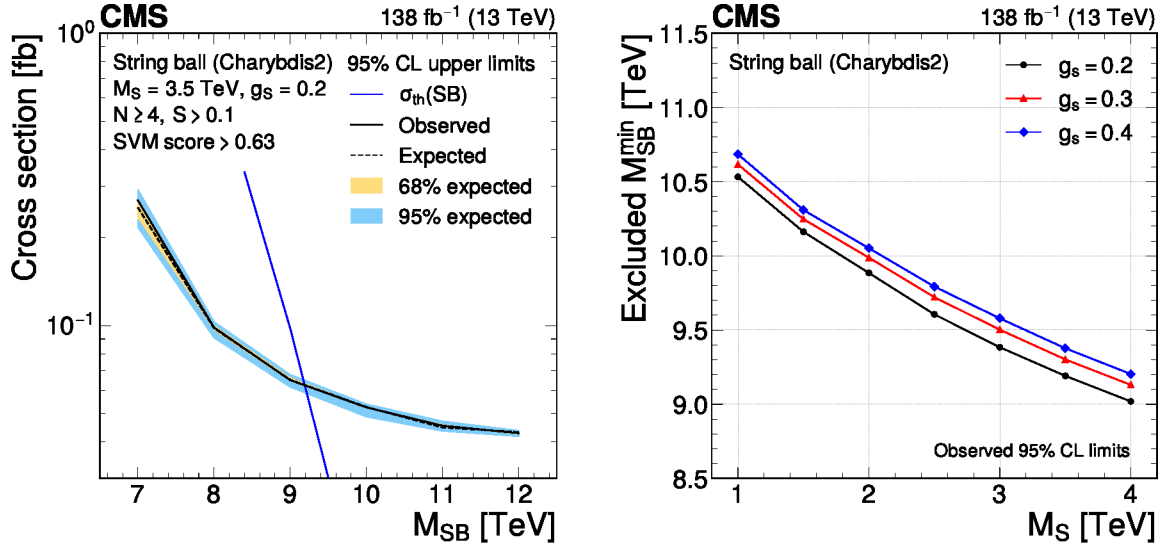


Figure 11: Expected and observed 95% CL upper limits for SB models with $M_S = 3.5$ TeV and $g_S = 0.2$ (left) and excluded SB mass values as functions of M_S at $g_S = 0.2, 0.3$, and 0.4 (right). The inner (outer) band represents the 68% (95%) quantile of the expected limit.

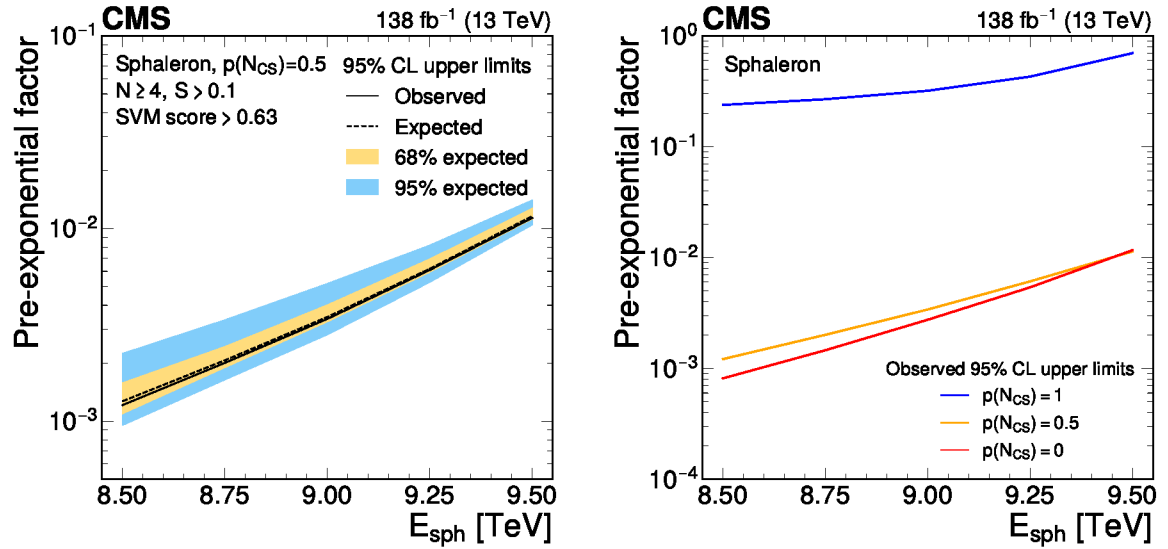


Figure 12: Expected and observed 95% CL upper limits on the pre-exponential factor for the sphaleron model with $p(N_{CS}) = 0.5$ (left), and observed limits with $p(N_{CS}) = 0, 0.5$, and 1 (right). The inner (outer) band (left) represents the 68% (95%) quantiles of the expected limit.

10 Summary

A dedicated search for black holes, string balls, and sphalerons produced in proton-proton collisions at $\sqrt{s} = 13$ TeV using data collected with the CMS detector has been presented.

No excesses above the standard model background predictions are observed. We set 95% confidence level (CL) model-independent limits on cross section of hypothetical signals characterized by a large multiplicity of energetic jets, leptons, and photons. The model-independent results demonstrate approximately a factor of four improvement in the cross section limit com-

pared to the previous CMS analysis. The model-dependent results exclude at 95% CL semiclassical black holes and string balls with masses below 8.4–11.4 TeV and 9.0–10.7 TeV, respectively, depending on the model and the number of extra dimensions. This extends the exclusion reach by 1–1.6 TeV and 1.3–1.9 TeV, respectively. The observed (expected) upper limit on the sphaleron pre-exponential factor for the nominal electroweak sphaleron transition energy of 9 TeV is 0.0034 (0.0035) at 95% CL, which is strengthened by a factor of 6.2 (3.4) compared to the previous best limit of 0.021 (0.012) from CMS [21]. These are the most stringent limits on the sphaleron pre-exponential factor to date. A significant improvement in the model-dependent study over previous results comes from an improved understanding of parton distribution functions. Additional significant gains can be traced to both the increased integrated luminosity, and the enhanced background rejection provided by the sphericity and phase space distance event selection requirements.

Acknowledgments

We congratulate our colleagues in the CERN accelerator departments for the excellent performance of the LHC and thank the technical and administrative staffs at CERN and at other CMS institutes for their contributions to the success of the CMS effort. In addition, we gratefully acknowledge the computing centers and personnel of the Worldwide LHC Computing Grid and other centers for delivering so effectively the computing infrastructure essential to our analyses. Finally, we acknowledge the enduring support for the construction and operation of the LHC, the CMS detector, and the supporting computing infrastructure provided by the following funding agencies: SC (Armenia), BMBWF and FWF (Austria); FNRS and FWO (Belgium); CNPq, CAPES, FAPERJ, FAPERGS, and FAPESP (Brazil); MES and BNSF (Bulgaria); CERN; CAS, MoST, and NSFC (China); Minciencias (Colombia); MSES and CSF (Croatia); RIF (Cyprus); SENESCYT (Ecuador); ERC PRG and PSG, TARISTU24-TK10 and MoER TK202 (Estonia); Academy of Finland, MEC, and HIP (Finland); CEA and CNRS/IN2P3 (France); SRNSF (Georgia); BMFT, DFG, and HGF (Germany); GSRI (Greece); MATE and NKFIH (Hungary); DAE and DST (India); IPM (Iran); SFI (Ireland); INFN (Italy); MSIT and NRF (Republic of Korea); MES (Latvia); LMTLT (Lithuania); MOE and UM (Malaysia); BUAP, CINVESTAV, CONACYT, LNS, SEP, and UASLP-FAI (Mexico); MOS (Montenegro); MBIE (New Zealand); PAEC (Pakistan); MSHE, NSC, and NAWA (Poland); FCT (Portugal); MESTD (Serbia); MICIU/AEI and PCTI (Spain); MOSTR (Sri Lanka); Swiss Funding Agencies (Switzerland); MST (Taipei); MHESI (Thailand); TUBITAK and TENMAK (Türkiye); NASU (Ukraine); STFC (United Kingdom); DOE and NSF (USA).

Individuals have received support from the Marie-Curie program and the European Research Council and Horizon 2020 Grant, contract Nos. 675440, 724704, 752730, 758316, 765710, 824093, 101115353, 101002207, 101001205, and COST Action CA16108 (European Union); the Leventis Foundation; the Alfred P. Sloan Foundation; the Alexander von Humboldt Foundation; the Science Committee, project no. 22rl-037 (Armenia); the Fonds pour la Formation à la Recherche dans l'Industrie et dans l'Agriculture (FRIA) and Fonds voor Wetenschappelijk Onderzoek contract No. 1228724N (Belgium); the Beijing Municipal Science & Technology Commission, No. Z191100007219010, the Fundamental Research Funds for the Central Universities, the Ministry of Science and Technology of China under Grant No. 2023YFA1605804, the Natural Science Foundation of China under Grant No. 12535004, and USTC Research Funds of the Double First-Class Initiative No. YD2030002017 (China); the Ministry of Education, Youth and Sports (MEYS) of the Czech Republic; the Shota Rustaveli National Science Foundation, grant FR-22-985 (Georgia); the Deutsche Forschungsgemeinschaft (DFG), among others, under Germany's Excellence Strategy – EXC 2121 “Quan-

tum Universe” – 390833306, and under project number 400140256 - GRK2497; the Hellenic Foundation for Research and Innovation (HFRI), Project Number 2288 (Greece); the Hungarian Academy of Sciences, the New National Excellence Program - ÚNKP, the NKFIH research grants K 131991, K 138136, K 143460, K 143477, K 147557, K 146913, K 146914, K 147048, TKP2021-NKTA-64, and 2025-1.1.5-NEMZ.KI-2025-00004, and MATE KKP and KKPCs Research Excellence and Flagship Research Groups grants (Hungary); the Council of Science and Industrial Research, India; ICSC – National Research Center for High Performance Computing, Big Data and Quantum Computing, FAIR – Future Artificial Intelligence Research, and CUP I53D23001070006 (Mission 4 Component 1), funded by the NextGenerationEU program, the Italian Ministry of University and Research (MUR) under Bando PRIN 2022 – CUP I53C24002390006, PRIN PRIMULA 2022RBYK7T (Italy); the Latvian Council of Science; the Ministry of Science and Higher Education, project no. 2022/WK/14, and the National Science Center, contracts Opus 2021/41/B/ST2/01369, 2021/43/B/ST2/01552, 2023/49/B/ST2/03273, and the NAWA contract BPN/PPO/2021/1/00011 (Poland); the Fundação para a Ciência e a Tecnologia (Portugal); the National Priorities Research Program by Qatar National Research Fund; MICIU/AEI/10.13039/501100011033, ERDF/EU, “European Union NextGenerationEU/PRTR”, projects PID2022-142604OB-C21, PID2022-139519OB-C21, PID2023-147706NB-I00, PID2023-148896NB-I00, PID2023-146983NB-I00, PID2023-147115NB-I00, PID2023-148418NB-C41, PID2023-148418NB-C42, PID2023-148418NB-C43, PID2023-148418NB-C44, PID2024-158190NB-C22, RYC2021-033305-I, RYC2024-048719-I, CNS2023-144781, CNS2024-154769 and Plan de Ciencia, Tecnología e Innovación de Asturias, Spain; the Chulalongkorn Academic into Its 2nd Century Project Advancement Project, the National Science, Research and Innovation Fund program IND_FF.68.369.2300.097, and the Program Management Unit for Human Resources & Institutional Development, Research and Innovation, grant B39G680009 (Thailand); the Eric & Wendy Schmidt Fund for Strategic Innovation through the CERN Next Generation Triggers project under grant agreement number SIF-2023-004; the Kavli Foundation; the Nvidia Corporation; the SuperMicro Corporation; the Welch Foundation, contract C-1845; and the Weston Havens Foundation (USA).

Data availability

Release and preservation of data used by the CMS Collaboration as the basis for publications is guided by the CMS data preservation, re-use and open access policy.

References

- [1] I. Antoniadis, N. Arkani-Hamed, S. Dimopoulos, and G. R. Dvali, “New dimensions at a millimeter to a fermi and superstrings at a TeV”, *Phys. Lett. B* **436** (1998) 257, doi:10.1016/S0370-2693(98)00860-0, arXiv:hep-ph/9804398.
- [2] N. Arkani-Hamed, S. Dimopoulos, and G. R. Dvali, “The hierarchy problem and new dimensions at a millimeter”, *Phys. Lett. B* **429** (1998) 263, doi:10.1016/S0370-2693(98)00466-3, arXiv:hep-ph/9803315.
- [3] N. Arkani-Hamed, S. Dimopoulos, and G. R. Dvali, “Phenomenology, astrophysics and cosmology of theories with submillimeter dimensions and TeV scale quantum gravity”, *Phys. Rev. D* **59** (1999) 086004, doi:10.1103/PhysRevD.59.086004, arXiv:hep-ph/9807344.

- [4] L. Randall and R. Sundrum, "An alternative to compactification", *Phys. Rev. Lett.* **83** (1999) 4690, doi:10.1103/PhysRevLett.83.4690, arXiv:hep-th/9906064.
- [5] L. Randall and R. Sundrum, "A large mass hierarchy from a small extra dimension", *Phys. Rev. Lett.* **83** (1999) 3370, doi:10.1103/PhysRevLett.83.3370, arXiv:hep-ph/9905221.
- [6] S. Dimopoulos and G. L. Landsberg, "Black holes at the LHC", *Phys. Rev. Lett.* **87** (2001) 161602, doi:10.1103/PhysRevLett.87.161602, arXiv:hep-ph/0106295.
- [7] P. C. Argyres, S. Dimopoulos, and J. March-Russell, "Black holes and submillimeter dimensions", *Phys. Lett. B* **441** (1998) 96, doi:10.1016/S0370-2693(98)01184-8, arXiv:hep-th/9808138.
- [8] S. B. Giddings and S. D. Thomas, "High-energy colliders as black hole factories: The end of short distance physics", *Phys. Rev. D* **65** (2002) 056010, doi:10.1103/PhysRevD.65.056010, arXiv:hep-ph/0106219.
- [9] S. W. Hawking, "Particle creation by black holes", *Commun. Math. Phys.* **43** (1975) 199, doi:10.1007/BF02345020. [Erratum: doi:10.1007/BF01608497].
- [10] P. Meade and L. Randall, "Black holes and quantum gravity at the LHC", *JHEP* **05** (2008) 003, doi:10.1088/1126-6708/2008/05/003, arXiv:0708.3017.
- [11] D. M. Gingrich, "Quantum black holes with charge, colour, and spin at the LHC", *J. Phys. G* **37** (2010) 105008, doi:10.1088/0954-3899/37/10/105008, arXiv:0912.0826.
- [12] X. Calmet, W. Gong, and S. D. H. Hsu, "Colorful quantum black holes at the LHC", *Phys. Lett. B* **668** (2008) 20, doi:10.1016/j.physletb.2008.08.011, arXiv:0806.4605.
- [13] S. Dimopoulos and R. Emparan, "String balls at the LHC and beyond", *Phys. Lett. B* **526** (2002) 393, doi:10.1016/S0370-2693(01)01525-8, arXiv:hep-ph/0108060.
- [14] G. 't Hooft, "Symmetry breaking through Bell-Jackiw anomalies", *Phys. Rev. Lett.* **37** (1976) 8, doi:10.1103/PhysRevLett.37.8.
- [15] F. R. Klinkhamer and N. S. Manton, "A saddle point solution in the Weinberg-Salam theory", *Phys. Rev. D* **30** (1984) 2212, doi:10.1103/PhysRevD.30.2212.
- [16] S. H. H. Tye and S. S. C. Wong, "Bloch wave function for the periodic sphaleron potential and unsuppressed baryon and lepton number violating processes", *Phys. Rev. D* **92** (2015) 045005, doi:10.1103/PhysRevD.92.045005, arXiv:1505.03690.
- [17] J. Ellis and K. Sakurai, "Search for sphalerons in proton-proton collisions", *JHEP* **04** (2016) 086, doi:10.1007/JHEP04(2016)086, arXiv:1601.03654.
- [18] A. Papaefstathiou, S. Plätzer, and K. Sakurai, "On the phenomenology of sphaleron-induced processes at the LHC and beyond", *JHEP* **12** (2019) 017, doi:10.1007/JHEP12(2019)017, arXiv:1910.04761.
- [19] ATLAS Collaboration, "Search for strong gravity in multijet final states produced in pp collisions at $\sqrt{s} = 13$ TeV using the ATLAS detector at the LHC", *JHEP* **03** (2016) 026, doi:10.1007/JHEP03(2016)026, arXiv:1512.02586.

-
- [20] ATLAS Collaboration, “Search for quantum black hole production in lepton+jet final states using proton-proton collisions at $\sqrt{s} = 13$ TeV with the ATLAS detector”, *Phys. Rev. D* **109** (2024) 032010, doi:10.1103/PhysRevD.109.032010, arXiv:2307.14967.
- [21] CMS Collaboration, “Search for black holes and sphalerons in high-multiplicity final states in proton-proton collisions at $\sqrt{s} = 13$ TeV”, *JHEP* **11** (2018) 042, doi:10.1007/JHEP11(2018)042, arXiv:1805.06013.
- [22] CMS Collaboration, “Search for microscopic black hole signatures at the Large Hadron Collider”, *Phys. Lett. B* **697** (2011) 434, doi:10.1016/j.physletb.2011.02.032, arXiv:1012.3375.
- [23] CMS Collaboration, “Search for microscopic black holes in pp collisions at $\sqrt{s} = 7$ TeV”, *JHEP* **04** (2012) 061, doi:10.1007/JHEP04(2012)061, arXiv:1202.6396.
- [24] CMS Collaboration, “Search for microscopic black holes in pp collisions at $\sqrt{s} = 8$ TeV”, *JHEP* **07** (2013) 178, doi:10.1007/JHEP07(2013)178, arXiv:1303.5338.
- [25] CMS Collaboration, “Search for black holes in high-multiplicity final states in proton-proton collisions at $\sqrt{s} = 13$ TeV”, *Phys. Lett. B* **774** (2017) 279, doi:10.1016/j.physletb.2017.09.053, arXiv:1705.01403.
- [26] HEPData record for this analysis, 2025. doi:10.17182/hepdata.165871.
- [27] CMS Collaboration, “The CMS experiment at the CERN LHC”, *JINST* **3** (2008) S08004, doi:10.1088/1748-0221/3/08/S08004, arXiv:1003.4038.
- [28] CMS Collaboration, “Development of the CMS detector for the CERN LHC Run 3”, *JINST* **19** (2024) P05064, doi:10.1088/1748-0221/19/05/P05064, arXiv:2309.05466.
- [29] CMS Collaboration, “Description and performance of track and primary-vertex reconstruction with the CMS tracker”, *JINST* **9** (2014) P10009, doi:10.1088/1748-0221/9/10/P10009, arXiv:1405.6569.
- [30] Tracker Group of the CMS Collaboration, “The CMS phase-1 pixel detector upgrade”, *JINST* **16** (2021) P02027, doi:10.1088/1748-0221/16/02/P02027, arXiv:2012.14304.
- [31] CMS Collaboration, “Track impact parameter resolution for the full pseudo rapidity coverage in the 2017 dataset with the CMS Phase-1 pixel detector”, CMS Detector Performance Summary CMS-DP-2020-049, 2020.
- [32] CMS Collaboration, “2017 tracking performance plots”, CMS Detector Performance Summary CMS-DP-2017-015, 2017.
- [33] CMS Collaboration, “Performance of the CMS level-1 trigger in proton-proton collisions at $\sqrt{s} = 13$ TeV”, *JINST* **15** (2020) P10017, doi:10.1088/1748-0221/15/10/P10017, arXiv:2006.10165.
- [34] CMS Collaboration, “The CMS trigger system”, *JINST* **12** (2017) P01020, doi:10.1088/1748-0221/12/01/P01020, arXiv:1609.02366.

- [35] CMS Collaboration, “Performance of the CMS high-level trigger during LHC Run 2”, *JINST* **19** (2024) P11021, doi:10.1088/1748-0221/19/11/P11021, arXiv:2410.17038.
- [36] D.-C. Dai et al., “BlackMax: A black-hole event generator with rotation, recoil, split branes, and brane tension”, *Phys. Rev. D* **77** (2008) 076007, doi:10.1103/PhysRevD.77.076007, arXiv:0711.3012.
- [37] C. M. Harris, P. Richardson, and B. R. Webber, “CHARYBDIS: A black hole event generator”, *JHEP* **08** (2003) 033, doi:10.1088/1126-6708/2003/08/033, arXiv:hep-ph/0307305.
- [38] J. A. Frost et al., “Phenomenology of production and decay of spinning extra-dimensional black holes at hadron colliders”, *JHEP* **10** (2009) 014, doi:10.1088/1126-6708/2009/10/014, arXiv:0904.0979.
- [39] C. Bravo and J. Hauser, “BaryoGEN, a Monte Carlo generator for sphaleron-like transitions in proton-proton collisions”, *JHEP* **11** (2018) 041, doi:10.1007/JHEP11(2018)041, arXiv:1805.02786.
- [40] R. Frederix et al., “The automation of next-to-leading order electroweak calculations”, *JHEP* **07** (2018) 185, doi:10.1007/JHEP11(2018)07, arXiv:1804.10017. [Erratum: doi:10.1007/JHEP11(2021)085].
- [41] J. Alwall et al., “Comparative study of various algorithms for the merging of parton showers and matrix elements in hadronic collisions”, *Eur. Phys. J. C* **53** (2008) 473, doi:10.1140/epjc/s10052-007-0490-5, arXiv:0706.2569.
- [42] S. Creek, O. Efthimiou, P. Kanti, and K. Tamvakis, “Greybody factors for brane scalar fields in a rotating black-hole background”, *Phys. Rev. D* **75** (2007) 084043, doi:10.1103/PhysRevD.75.084043, arXiv:hep-th/0701288.
- [43] S. Creek, O. Efthimiou, P. Kanti, and K. Tamvakis, “Scalar emission in the bulk in a rotating black hole background”, *Phys. Lett. B* **656** (2007) 102, doi:10.1016/j.physletb.2007.09.050, arXiv:0709.0241.
- [44] H. Yoshino and V. S. Rychkov, “Improved analysis of black hole formation in high-energy particle collisions”, *Phys. Rev. D* **71** (2005) 104028, doi:10.1103/PhysRevD.71.104028, arXiv:hep-th/0503171. [Erratum: doi:10.1103/PhysRevD.77.089905].
- [45] B. Koch, M. Bleicher, and S. Hossenfelder, “Black hole remnants at the LHC”, *JHEP* **10** (2005) 053, doi:10.1088/1126-6708/2005/10/053, arXiv:hep-ph/0507138.
- [46] H. Stoecker, “Stable TeV - black hole remnants at the LHC: Discovery through di-jet suppression, mono-jet emission and a supersonic boom in the quark-gluon plasma”, *Int. J. Mod. Phys. D* **16** (2007) 185, doi:10.1142/S0218271807009930, arXiv:hep-ph/0605062.
- [47] F. Scardigli, “Glimpses on the micro black hole Planck phase”, *Symmetry* **12** (2020) 1519, doi:10.3390/sym12091519, arXiv:0809.1832.
- [48] D. M. Gingrich and K. Martell, “Study of highly-excited string states at the Large Hadron Collider”, *Phys. Rev. D* **78** (2008) 115009, doi:10.1103/PhysRevD.78.115009, arXiv:0808.2512.



-
- [49] CMS Collaboration, “Extraction and validation of a new set of CMS PYTHIA8 tunes from underlying-event measurements”, *Eur. Phys. J. C* **80** (2020) 4, doi:10.1140/epjc/s10052-019-7499-4, arXiv:1903.12179.
- [50] NNPDF Collaboration, “Parton distributions from high-precision collider data”, *Eur. Phys. J. C* **77** (2017) 663, doi:10.1140/epjc/s10052-017-5199-5, arXiv:1706.00428.
- [51] CMS Collaboration, “Upgrades for the CMS simulation”, *J. Phys.: Conf. Ser.* **608** (2015) 012056, doi:10.1088/1742-6596/608/1/012056.
- [52] CMS Collaboration, “Particle-flow reconstruction and global event description with the CMS detector”, *JINST* **12** (2017) P10003, doi:10.1088/1748-0221/12/10/P10003, arXiv:1706.04965.
- [53] CMS Collaboration, “Technical proposal for the Phase-II upgrade of the Compact Muon Solenoid”, CMS Technical Proposal CERN-LHCC-2015-010, CMS-TDR-15-02, CMS, 2015.
- [54] CMS Collaboration, “Jet energy scale and resolution in the CMS experiment in pp collisions at 8 TeV”, *JINST* **12** (2017), no. 02, P02014, doi:10.1088/1748-0221/12/02/P02014, arXiv:1607.03663.
- [55] CMS Collaboration, “Pileup removal algorithms”, CMS Physics Analysis Summary CMS-PAS-JME-14-001, CMS, 2014.
- [56] CMS Collaboration, “Jet algorithms performance in 13 TeV data”, CMS Physics Analysis Summary CMS-PAS-JME-16-003, CMS, 2017.
- [57] CMS Collaboration, “Performance of electron reconstruction and selection with the CMS detector in proton-proton collisions at $\sqrt{s} = 8$ TeV”, *JINST* **10** (2015) P06005, doi:10.1088/1748-0221/10/06/P06005, arXiv:1502.02701.
- [58] CMS Collaboration, “Electron and photon reconstruction and identification with the CMS experiment at the CERN LHC”, *JINST* **16** (2021) P05014, doi:10.1088/1748-0221/16/05/P05014, arXiv:2012.06888.
- [59] CMS Collaboration, “Performance of CMS muon reconstruction in pp collision events at $\sqrt{s} = 7$ TeV”, *JINST* **7** (2012) P10002, doi:10.1088/1748-0221/7/10/P10002, arXiv:1206.4071.
- [60] CMS Collaboration, “Performance of the CMS muon detector and muon reconstruction with proton-proton collisions at $\sqrt{s} = 13$ TeV”, *JINST* **13** (2018) P06015, doi:10.1088/1748-0221/13/06/P06015, arXiv:1804.04528.
- [61] CMS Collaboration, “Performance of missing transverse momentum reconstruction in proton-proton collisions at $\sqrt{s} = 13$ TeV using the CMS detector”, *JINST* **14** (2019) P07004, doi:10.1088/1748-0221/14/07/P07004, arXiv:1903.06078.
- [62] ALEPH Collaboration, “Studies of quantum chromodynamics with the ALEPH detector”, *Phys. Rept.* **294** (1998) 1, doi:10.1016/S0370-1573(97)00045-8.
- [63] ATLAS Collaboration, “Measurement of event shapes at large momentum transfer with the ATLAS detector in pp collisions at $\sqrt{s} = 7$ TeV”, *Eur. Phys. J. C* **72** (2012) 2211, doi:10.1140/epjc/s10052-012-2211-y, arXiv:1206.2135.

- [64] ALICE Collaboration, “Transverse sphericity of primary charged particles in minimum bias proton-proton collisions at $\sqrt{s} = 0.9, 2.76$ and 7 TeV”, *Eur. Phys. J. C* **72** (2012) 2124, doi:10.1140/epjc/s10052-012-2124-9, arXiv:1205.3963.
- [65] P. T. Komiske, E. M. Metodiev, and J. Thaler, “Metric space of collider events”, *Phys. Rev. Lett.* **123** (2019) 041801, doi:10.1103/PhysRevLett.123.041801, arXiv:1902.02346.
- [66] P. T. Komiske, E. M. Metodiev, and J. Thaler, “The hidden geometry of particle collisions”, *JHEP* **07** (2020) 006, doi:10.1007/JHEP07(2020)006, arXiv:2004.04159.
- [67] T. Cai, J. Cheng, K. Craig, and N. Craig, “Which metric on the space of collider events?”, *Phys. Rev. D* **105** (2022) 076003, doi:10.1103/PhysRevD.105.076003, arXiv:2111.03670.
- [68] P. T. Komiske et al., “Exploring the space of jets with CMS open data”, *Phys. Rev. D* **101** (2020) 034009, doi:10.1103/PhysRevD.101.034009, arXiv:1908.08542.
- [69] C. Cesarotti and J. Thaler, “A robust measure of event isotropy at colliders”, *JHEP* **08** (2020) 084, doi:10.1007/JHEP08(2020)084, arXiv:2004.06125.
- [70] C. Cesarotti, M. Reece, and M. J. Strassler, “The efficacy of event isotropy as an event shape observable”, *JHEP* **07** (2021) 215, doi:10.1007/JHEP07(2021)215, arXiv:2011.06599.
- [71] L. Gouskos et al., “Optimal transport for a novel event description at hadron colliders”, *Phys. Rev. D* **108** (2023) 096003, doi:10.1103/PhysRevD.108.096003, arXiv:2211.02029.
- [72] ATLAS Collaboration, “Measurements of multijet event isotropies using optimal transport with the ATLAS detector”, *JHEP* **10** (2023) 060, doi:10.1007/JHEP10(2023)060, arXiv:2305.16930.
- [73] A. J. Larkoski and T. Melia, “Covariantizing phase space”, *Phys. Rev. D* **102** (2020) 094014, doi:10.1103/PhysRevD.102.094014, arXiv:2008.06508.
- [74] T. Cai et al., “The phase space distance between collider events”, *JHEP* **09** (2024) 054, doi:10.1007/JHEP09(2024)054, arXiv:2405.16698.
- [75] C. Cortes and V. Vapnik, “Support-vector networks”, *Mach. Learn.* **20** (1995) 273, doi:10.1007/BF00994018.
- [76] G. Punzi, “Sensitivity of searches for new signals and its optimization”, *eConf* **030908** (2003) MODT002, doi:10.48550/arXiv.physics/0308063, arXiv:physics/0308063.
- [77] L. Corcodilos, “The 2D Alphabet background modeling method and its use in the search for an excited bottom quark”. PhD thesis, Johns Hopkins University, 2021.
- [78] R. A. Fisher, “On the interpretation of χ^2 from contingency tables, and the calculation of p ”, *J. Roy. Stat. Soc.* **85** (1922) 87, doi:10.2307/2340521.
- [79] S. Baker and R. D. Cousins, “Clarification of the use of chi-square and likelihood functions in fits to histograms”, *Nucl. Instrum. Meth.* **221** (1984) 437, doi:10.1016/0167-5087(84)90016-4.
















- [80] CMS Collaboration, “Precision luminosity measurement in proton-proton collisions at $\sqrt{s} = 13$ TeV with the CMS detector”, CMS Physics Analysis Summary CMS-PAS-LUM-20-001, CMS, 2025.
- [81] CMS Collaboration, “Measurement of the inelastic proton-proton cross section at $\sqrt{s} = 13$ TeV”, *JHEP* **07** (2018) 161, doi:10.1007/JHEP07(2018)161, arXiv:1802.02613.
- [82] CMS Collaboration, “Identification of heavy, energetic, hadronically decaying particles using machine-learning techniques”, *JINST* **15** (2020) P06005, doi:10.1088/1748-0221/15/06/P06005, arXiv:2004.08262.
- [83] CMS Collaboration, “Pileup mitigation at CMS in 13 TeV data”, *JINST* **15** (2020) P09018, doi:10.1088/1748-0221/15/09/P09018, arXiv:2003.00503.
- [84] CMS Collaboration, “The CMS statistical analysis and combination tool: Combine”, *Comput. Softw. Big Sci.* **8** (2024) 19, doi:10.1007/s41781-024-00121-4, arXiv:2404.06614.
- [85] W. Verkerke and D. Kirkby, “The ROOFIT toolkit for data modeling”, in *Proc. 13th Int. Conf. on Computing in High Energy and Nuclear Physics (CHEP 2003): La Jolla CA, United States, March 24–28, 2003*. 2003. arXiv:physics/0306116.
- [86] L. Moneta et al., “The ROOSTATS project”, in *Proc. 13th Int. Workshop on Advanced Computing and Analysis Techniques in Physics Research (ACAT 2010): Jaipur, India, February 22–27, 2010*. 2010. arXiv:1009.1003. doi:10.22323/1.093.0057.
- [87] T. Junk, “Confidence level computation for combining searches with small statistics”, *Nucl. Instrum. Meth. A* **434** (1999) 435, doi:10.1016/S0168-9002(99)00498-2, arXiv:hep-ex/9902006.
- [88] A. L. Read, “Presentation of search results: The CL_s technique”, *J. Phys. G* **28** (2002) 2693, doi:10.1088/0954-3899/28/10/313.
- [89] ATLAS, CMS, LHC Higgs Combination Group Collaboration, “Procedure for the LHC Higgs boson search combination in Summer 2011”, Technical Report CMS-NOTE-2011-005, ATL-PHYS-PUB-2011-11, CERN, 2011.
- [90] G. Cowan, K. Cranmer, E. Gross, and O. Vitells, “Asymptotic formulae for likelihood-based tests of new physics”, *Eur. Phys. J. C* **71** (2011) 1554, doi:10.1140/epjc/s10052-011-1554-0, arXiv:1007.1727. [Erratum: doi:10.1140/epjc/s10052-013-2501-z].

A The CMS Collaboration

Yerevan Physics Institute, Yerevan, Armenia

A. Hayrapetyan, V. Makarenko , A. Tumasyan¹ 















Institut für Hochenergiephysik, Vienna, Austria

W. Adam , L. Benato , T. Bergauer , M. Dragicevic , P.S. Hussain , M. Jeitler² ,
N. Krammer , A. Li , D. Liko , M. Matthewman, J. Schieck² , R. Schöfbeck² ,
M. Shooshitari , M. Sonawane , W. Waltenberger , C.-E. Wulz² 















Universiteit Antwerpen, Antwerpen, Belgium

T. Janssen , H. Kwon , D. Ocampo Henao , T. Van Laer , P. Van Mechelen 











Vrije Universiteit Brussel, Brussel, Belgium

J. Bierkens , N. Breugelmans, J. D'Hondt , S. Dansana , A. De Moor , M. Delcourt ,
C. Gupta, F. Heyen, Y. Hong , P. Kashko , S. Lowette , I. Makarenko , S. Tavernier ,
M. Tytgat³ , G.P. Van Onsem , S. Van Putte , D. Vannerom 















Université Libre de Bruxelles, Bruxelles, Belgium

B. Bilin , B. Clerbaux , A.K. Das, I. De Bruyn , G. De Lentdecker , H. Evard ,
L. Favart , P. Gianneios , A. Khalilzadeh, A. Malara , M.A. Shahzad, A. Sharma ,
L. Thomas , M. Vanden Bemden , C. Vander Velde , P. Vanlaer , F. Zhang 












Ghent University, Ghent, Belgium

M. De Coen , D. Dobur , C. Giordano , G. Gokbulut , K. Kaspar , D. Kavtaradze,
D. Marckx , K. Skovpen , A.M. Tomaru, N. Van Den Bossche , J. van der Linden ,
J. Vandenbroeck 





















Université Catholique de Louvain, Louvain-la-Neuve, Belgium

H. Aarup Petersen , S. Bein , A. Benecke , A. Bethani , G. Bruno , A. Cappati ,
J. De Favereau De Jeneret , C. Delaere , F. Gameiro Casalinho , A. Giammanco ,
A.O. Guzel , V. Lemaitre, J. Lidrych , P. Malek , S. Turkcapar 











Centro Brasileiro de Pesquisas Físicas, Rio de Janeiro, Brazil

G.A. Alves , M. Barroso Ferreira Filho , E. Coelho , C. Hensel , D. Matos Figueiredo ,
T. Menezes De Oliveira , C. Mora Herrera , P. Rebello Teles , M. Soeiro ,
E.J. Tonelli Manganote⁴ , A. Vilela Pereira 







Universidade do Estado do Rio de Janeiro, Rio de Janeiro, Brazil











































W.L. Aldá Júnior , H. Brandao Malbouisson , W. Carvalho , J. Chinellato⁵ ,
M. Costa Reis , E.M. Da Costa , G.G. Da Silveira⁶ , D. De Jesus Damiao , S. Fon-
seca De Souza , R. Gomes De Souza , S. S. Jesus , T. Laux Kuhn⁶ , K. Mota Amarilo ,
L. Mundim , H. Nogima , J.P. Pinheiro , A. Santoro , A. Sznajder , M. Thiel ,
F. Torres Da Silva De Araujo⁷ 


















































































Universidade Estadual Paulista, Universidade Federal do ABC, São Paulo, Brazil

C.A. Bernardes , L. Calligaris , F. Damas , T.R. Fernandez Perez Tomei , E.M. Gre-
gores , B. Lopes Da Costa , I. Maietto Silverio , P.G. Mercadante , S.F. Novaes ,
Sandra S. Padula , V. Scheurer

Institute for Nuclear Research and Nuclear Energy, Bulgarian Academy of Sciences, Sofia, Bulgaria

A. Aleksandrov , G. Antchev , P. Danev, R. Hadjiiska , P. Iaydjiev , M. Shopova ,
G. Sultanov 


















University of Sofia, Sofia, BulgariaA. Dimitrov , L. Litov , B. Pavlov , P. Petkov , A. Petrov **Instituto De Alta Investigación, Universidad de Tarapacá, Casilla 7 D, Arica, Chile**S. Keshri , D. Laroze , M. Meena , S. Thakur **Universidad Tecnica Federico Santa Maria, Valparaiso, Chile**W. Brooks **Beihang University, Beijing, China**T. Cheng , T. Javaid , L. Wang , L. Yuan **Department of Physics, Tsinghua University, Beijing, China**Z. Hu , Z. Liang, J. Liu, X. Wang , H. Yang**Institute of High Energy Physics, Beijing, China**G.M. Chen⁸ , H.S. Chen⁸ , M. Chen⁸ , Y. Chen , Q. Hou , X. Hou, F. Iemmi , C.H. Jiang, H. Liao , G. Liu , Z.-A. Liu⁹ , J.N. Song⁹, S. Song , J. Tao , C. Wang⁸, J. Wang , H. Zhang , J. Zhao **State Key Laboratory of Nuclear Physics and Technology, Peking University, Beijing, China**A. Agapitos , Y. Ban , A. Carvalho Antunes De Oliveira , S. Deng , B. Guo, Q. Guo, C. Jiang , A. Levin , C. Li , Q. Li , Y. Mao, S. Qian, S.J. Qian , X. Qin, C. Quaranta , X. Sun , D. Wang , J. Wang, M. Zhang, Y. Zhao, C. Zhou **State Key Laboratory of Nuclear Physics and Technology, Institute of Quantum Matter, South China Normal University, Guangzhou, China**S. Yang **Sun Yat-Sen University, Guangzhou, China**Z. You **University of Science and Technology of China, Hefei, China**N. Lu **Nanjing Normal University, Nanjing, China**G. Bauer^{10,11}, Z. Cui¹¹, B. Li¹², H. Wang , K. Yi¹³ , J. Zhang **Institute of Frontier and Interdisciplinary Science, Shandong University, Qingdao, China**C. Li **Institute of Modern Physics and Key Laboratory of Nuclear Physics and Ion-beam Application (MOE) - Fudan University, Shanghai, China**Y. Li, Y. Zhou¹⁴**Zhejiang University, Hangzhou, Zhejiang, China**Z. Lin , C. Lu , M. Xiao¹⁵ **Universidad de Los Andes, Bogota, Colombia**C. Avila , D.A. Barbosa Trujillo , A. Cabrera , C. Florez , J. Fraga , J.A. Reyes Vega**Universidad de Antioquia, Medellin, Colombia**C. Rendón , M. Rodriguez , A.A. Ruales Barbosa , J.D. Ruiz Alvarez **University of Split, Faculty of Electrical Engineering, Mechanical Engineering and Naval Architecture, Split, Croatia**N. Godinovic , D. Lelas , A. Sculac 

University of Split, Faculty of Science, Split, CroatiaM. Kovac , A. Petkovic , T. Sculac **Institute Rudjer Boskovic, Zagreb, Croatia**P. Bargassa , V. Brigljevic , B.K. Chitroda , D. Ferencek , K. Jakovcic, A. Starodumov , T. Susa **University of Cyprus, Nicosia, Cyprus**A. Attikis , K. Christoforou , S. Konstantinou , C. Leonidou , L. Paizanos , F. Ptochos , P.A. Razis , H. Rykaczewski, H. Saka , A. Stepennov **Charles University, Prague, Czech Republic**M. Finger[†] , M. Finger Jr. **Universidad San Francisco de Quito, Quito, Ecuador**E. Carrera Jarrin **Academy of Scientific Research and Technology of the Arab Republic of Egypt, Egyptian Network of High Energy Physics, Cairo, Egypt**A.A. Abdelalim^{16,17} , B. El-mahdy¹⁸ **Center for High Energy Physics (CHEP-FU), Fayoum University, El-Fayoum, Egypt**A. Hussein , H. Mohammed **National Institute of Chemical Physics and Biophysics, Tallinn, Estonia**K. Jaffel , M. Kadastik, T. Lange , C. Nielsen , J. Pata , M. Raidal , N. Seeba , L. Tani **Department of Physics, University of Helsinki, Helsinki, Finland**E. Brücken , A. Milieva , K. Osterberg , M. Voutilainen **Helsinki Institute of Physics, Helsinki, Finland**F. Garcia , P. Inkaew , K.T.S. Kallonen , R. Kumar Verma , T. Lampén , K. Lassila-Perini , B. Lehtela , S. Lehti , T. Lindén , N.R. Mancilla Xinto , M. Myllymäki , M.m. Rantanen , S. Saariokari , N.T. Toikka , J. Tuominiemi **Lappeenranta-Lahti University of Technology, Lappeenranta, Finland**N. Bin Norjoharuddeen , H. Kirschenmann , P. Luukka , H. Petrow **IRFU, CEA, Université Paris-Saclay, Gif-sur-Yvette, France**M. Besancon , F. Couderc , M. Dejardin , D. Denegri, P. Devouge, J.L. Faure , F. Ferri , P. Gaigne, S. Ganjour , P. Gras , F. Guilloux , G. Hamel de Monchenault , M. Kumar , V. Lohezic , Y. Maidannyk , J. Malcles , F. Orlandi , L. Portales , S. Ronchi , M.Ö. Sahin , P. Simkina , M. Titov , M. Tornago **Laboratoire Leprince-Ringuet, CNRS/IN2P3, Ecole Polytechnique, Institut Polytechnique de Paris, Palaiseau, France**R. Amella Ranz , F. Beaudette , G. Boldrini , P. Busson , C. Charlot , M. Chiusi , T.D. Cuisset , O. Davignon , A. De Wit , T. Debnath , I.T. Ehle , S. Ghosh , A. Gilbert , R. Granier de Cassagnac , L. Kalipoliti , M. Manoni , M. Nguyen , S. Obraztsov , C. Ochando , R. Salerno , J.B. Sauvan , Y. Sirois , G. Sokmen, Y. Song , L. Urda Gómez , A. Zabi , A. Zghiche **Université de Strasbourg, CNRS, IPHC UMR 7178, Strasbourg, France**J.-L. Agram¹⁹ , J. Andrea , D. Bloch , J.-M. Brom , E.C. Chabert , C. Collard , G. Coulon, S. Falke , U. Goerlach , R. Haeberle , A.-C. Le Bihan , G. Saha , A. Savoy-Navarro²⁰ , P. Vaucelle 




Centre de Calcul de l'Institut National de Physique Nucleaire et de Physique des Particules, CNRS/IN2P3, Villeurbanne, France

A. Di Florio , B. Orzari 

Institut de Physique des 2 Infinis de Lyon (IP2I), Villeurbanne, France

D. Amram, S. Beauceron , B. Blancon , G. Boudoul , N. Chanon , D. Contardo , P. Depasse , H. El Mamouni, J. Fay , E. Fillaudeau , S. Gascon , M. Gouzevitch , C. Greenberg , G. Grenier , B. Ille , E. Jourd'Huy, M. Lethuillier , B. Massoteau , L. Mirabito, A. Purohit , M. Vander Donckt , C. Verollet







Georgian Technical University, Tbilisi, Georgia

A. Khvedelidze²¹ , I. Lomidze , Z. Tsamalaidze²¹ 





RWTH Aachen University, I. Physikalisches Institut, Aachen, Germany

V. Botta , S. Consuegra Rodríguez , L. Feld , K. Klein , M. Lipinski , P. Nattland , V. Oppenländer, A. Pauls , D. Pérez Adán , N. Röwert







RWTH Aachen University, III. Physikalisches Institut A, Aachen, Germany

C. Daumann, S. Diekmann , N. Eich , D. Eliseev , F. Engelke , J. Erdmann , M. Erdmann , B. Fischer , T. Hebbeker , K. Hoepfner , A. Jung , N. Kumar , M.y. Lee , F. Mausolf , M. Merschmeyer , A. Meyer , A. Pozdnyakov , W. Redjeb , H. Reithler , U. Sarkar , V. Sarkisovi , A. Schmidt , C. Seth, A. Sharma , J.L. Spah , V. Vaulin, S. Zaleski







RWTH Aachen University, III. Physikalisches Institut B, Aachen, Germany

M.R. Beckers , C. Dziwok , G. Flüge , N. Hoeflich , T. Kress , A. Nowack , O. Pooth , A. Stahl , A. Zotz









































Deutsches Elektronen-Synchrotron, Hamburg, Germany

A. Abel, M. Aldaya Martin , J. Alimena , Y. An , I. Andreev , J. Bach , S. Baxter , H. Becerril Gonzalez , O. Behnke , A. Belvedere , F. Blekman²² , K. Borras²³ , A. Campbell , S. Chatterjee , L.X. Coll Saravia , G. Eckerlin, D. Eckstein , E. Gallo²² , A. Geiser , M. Guthoff , A. Hinzmann , L. Jeppe , M. Kasemann , C. Kleinwort , R. Kogler , M. Komm , D. Krücker , W. Lange, D. Leyva Pernia , K.-Y. Lin , K. Lipka²⁴ , W. Lohmann²⁵ , J. Malvaso , R. Mankel , I.-A. Melzer-Pellmann , M. Mendizabal Morentin , A.B. Meyer , G. Milella , K. Moral Figueroa , A. Mussgiller , L.P. Nair , J. Niedziela , A. Nürnberg , J. Park , E. Ranken , A. Raspereza , D. Rastorguev , L. Rygaard , M. Scham^{26,23} , S. Schnake²³ , P. Schütze , C. Schwanenberger²² , D. Schwarz , D. Selivanova , K. Sharko , M. Shchedrolosiev , D. Stafford , M. Torkian, A. Ventura Barroso , R. Walsh , D. Wang , Q. Wang , K. Wichmann, L. Wiens²³ , C. Wissing , Y. Yang , S. Zakharov , A. Zimmermann Castro Santos

University of Hamburg, Hamburg, Germany

A.R. Alves Andrade , M. Antonello , S. Bollweg, M. Bonanomi , L. Ebeling, K. El Morabit , Y. Fischer , M. Frahm , E. Garutti , A. Grohsjean , A.A. Guvenli , J. Haller , D. Hundhausen, G. Kasieczka , P. Keicher , R. Klanner , W. Korcari , T. Kramer , C.c. Kuo, F. Labe , J. Lange , A. Lobanov , J. Matthiesen, L. Moureaux , K. Nikolopoulos , A. Paasch , K.J. Pena Rodriguez , N. Prouvost, B. Raciti , M. Rieger , D. Savoii , P. Schleper , M. Schröder , J. Schwandt , M. Sommerhalder , H. Stadie , G. Steinbrück , R. Ward , B. Wiederspan, M. Wolf , C. Yede









Karlsruher Institut fuer Technologie, Karlsruhe, Germany

A. Brusamolino , E. Butz , Y.M. Chen , T. Chwalek , A. Dierlamm , G.G. Dincer , D. Druzhkin , U. Elicabuk, N. Faltermann , M. Giffels , A. Gottmann , F. Hartmann²⁷ , M. Horzela , F. Hummer , U. Husemann , J. Kieseler , M. Klute , J. Knolle , R. Kunnilan Muhammed Rafeek, O. Lavoryk , J.M. Lawhorn , S. Maier , M. Molch, A.A. Monsch , M. Mormile , Th. Müller , E. Pfeffer , M. Presilla , G. Quast , K. Rabbertz , B. Regnery , R. Schmieder, N. Shadskiy , I. Shvetsov , H.J. Simonis , L. Sowa , L. Stockmeier, K. Tauqeer, M. Toms , B. Topko , N. Trevisani , C. Verstege , T. Voigtländer , R.F. Von Cube , J. Von Den Driesch, C. Winter, R. Wolf , W.D. Zeuner , X. Zuo 





Institute of Nuclear and Particle Physics (INPP), NCSR Demokritos, Aghia Paraskevi, Greece

G. Anagnostou , G. Daskalakis , A. Kyriakis 

National and Kapodistrian University of Athens, Athens, Greece

G. Melachroinos, Z. Painesis , I. Paraskevas , N. Saoulidou , K. Theofilatos , E. Tziaferi , E. Tzovara , K. Vellidis , I. Zisopoulos 

National Technical University of Athens, Athens, Greece

T. Chatzistavrou , G. Karapostoli , K. Kousouris , E. Siamarkou, G. Tsipolitis 








University of Ioánnina, Ioánnina, Greece

I. Evangelou , C. Foudas, P. Katsoulis, P. Kokkas , P.G. Kosmoglou Kioseoglou , N. Manthos , I. Papadopoulos , J. Strologas 

HUN-REN Wigner Research Centre for Physics, Budapest, Hungary

C. Hajdu , D. Horvath^{28,29} , Á. Kadlecik , C. Lee , K. Márton, A.J. Rád1³⁰ , F. Sikler , V. Veszpremi 

MTA-ELTE Lendület CMS Particle and Nuclear Physics Group, Eötvös Loránd University, Budapest, Hungary

M. Csanád , K. Farkas , A. Fehérkuti³¹ , M.M.A. Gadallah³² , M. León Coello , G. Pásztor , G.I. Veres 

Faculty of Informatics, University of Debrecen, Debrecen, Hungary

B. Ujvari , G. Zilizi 

HUN-REN ATOMKI - Institute of Nuclear Research, Debrecen, Hungary

G. Bencze, S. Czellar, J. Molnar, Z. Szillasi











Karoly Robert Campus, MATE Institute of Technology, Gyongyos, Hungary

T. Csorgo³¹ , F. Nemes³¹ , T. Novak , I. Szanyi³³ 

IIT Bhubaneswar, Bhubaneswar, India

S. Bahinipati , R. Raturi

Panjab University, Chandigarh, India




S. Bansal , S.B. Beri, V. Bhatnagar , S. Chauhan , N. Dhingra³⁴ , A. Kaur , H. Kaur , M. Kaur , S. Kumar , T. Sheokand, J.B. Singh , A. Singla 

University of Delhi, Delhi, India
































































A. Bhardwaj , A. Chhetri , B.C. Choudhary , A. Kumar , A. Kumar , M. Naimuddin , S. Phor , K. Ranjan , M.K. Saini 


























Indian Institute of Technology Mandi (IIT-Mandi), Himachal Pradesh, India

P. Palni 





University of Hyderabad, Hyderabad, IndiaS. Acharya³⁵ , B. Gomber **Indian Institute of Technology Kanpur, Kanpur, India**S. Mukherjee **Saha Institute of Nuclear Physics, HBNI, Kolkata, India**S. Bhattacharya , S. Das Gupta, S. Dutta , S. Dutta, S. Sarkar**Indian Institute of Technology Madras, Madras, India**M.M. Ameen , P.K. Behera , S. Chatterjee , G. Dash , A. Dattamunsi, P. Jana , P. Kalbhor , S. Kamble , J.R. Komaragiri³⁶ , T. Mishra , P.R. Pujahari , A.K. Sikdar , R.K. Singh , P. Verma , S. Verma , A. Vijay **IISER Mohali, India, Mohali, India**

B.K. Sirasva






















Tata Institute of Fundamental Research-A, Mumbai, IndiaL. Bhatt, S. Dugad , G.B. Mohanty , M. Shelake , P. Suryadevara**Tata Institute of Fundamental Research-B, Mumbai, India**A. Bala , S. Banerjee , S. Barman³⁷ , R.M. Chatterjee, M. Guchait , Sh. Jain , A. Jaiswal, S. Kumar , M. Maity³⁷, G. Majumder , K. Mazumdar , S. Parolia , R. Saxena , A. Thachayath **National Institute of Science Education and Research, An OCC of Homi Bhabha National Institute, Bhubaneswar, Odisha, India**D. Maity³⁸ , P. Mal , K. Naskar³⁸ , A. Nayak³⁸ , K. Pal , P. Sadangi, S.K. Swain , S. Varghese³⁸ , D. Vats³⁸ **Indian Institute of Science Education and Research (IISER), Pune, India**S. Dube , P. Hazarika , B. Kansal , A. Laha , R. Sharma , S. Sharma , K.Y. Vaish **Indian Institute of Technology Hyderabad, Telangana, India**S. Ghosh **Isfahan University of Technology, Isfahan, Iran**H. Bakhshiansohi³⁹ , A. Jafari⁴⁰ , V. Sedighzadeh Dalavi , M. Zeinali⁴¹ **Institute for Research in Fundamental Sciences (IPM), Tehran, Iran**S. Bashiri , S. Chenarani⁴² , S.M. Etesami , Y. Hosseini , M. Khakzad , E. Khazaie , M. Mohammadi Najafabadi , S. Tizchang⁴³ **University College Dublin, Dublin, Ireland**M. Felcini , M. Grunewald **INFN Sezione di Bari^a, Università di Bari^b, Politecnico di Bari^c, Bari, Italy**M. Abbrescia^{a,b} , M. Barbieri^{a,b}, M. Buonsante^{a,b} , A. Colaleo^{a,b} , D. Creanza^{a,c} , N. De Filippis^{a,c} , M. De Palma^{a,b} , W. Elmetenawee^{a,b,16} , N. Ferrara^{a,c} , L. Fiore^a , L. Generoso^{a,b}, L. Longo^a , M. Louka^{a,b} , G. Maggi^{a,c} , M. Maggi^a, I. Margjeka^a , V. Mastrapasqua^{a,b} , S. My^{a,b} , F. Nenna^{a,b} , S. Nuzzo^{a,b} , A. Pellecchia^{a,b} , A. Pompili^{a,b} , G. Pugliese^{a,c} , R. Radogna^{a,b} , D. Ramos^a , A. Ranieri^a , L. Silvestris^a , F.M. Simone^{a,c} , Ü. Sözbilir^a , A. Stamerra^{a,b} , D. Troiano^{a,b} , R. Venditti^{a,b} , P. Verwilligen^a , A. Zaza^{a,b} **INFN Sezione di Bologna^a, Università di Bologna^b, Bologna, Italy**

G. Abbiendi^a , D. Bonacorsi^{a,b} , P. Capiluppi^{a,b} , F.R. Cavallo^a , M. Cuffiani^{a,b} , G.M. Dallavalle^a , T. Diotalevi^{a,b} , F. Fabbri^a , A. Fanfani^{a,b} , D. Fasanella^a , P. Giacomelli^a , C. Grandi^a , L. Guiducci^{a,b} , S. Lo Meo^{a,44} , M. Lorusso^{a,b} , L. Lunerti^a , S. Marcellini^a , G. Masetti^a , F.L. Navarra^{a,b} , G. Paggi^{a,b} , A. Perrotta^a , A.M. Rossi^{a,b} , S. Rossi Tisbeni^{a,b} , T. Rovelli^{a,b} , G.P. Siroli^{a,b} 





INFN Sezione di Catania^a, Università di Catania^b, Catania, Italy

S. Costa^{a,b,45} , A. Di Mattia^a , A. Lapertosa^a , R. Potenza^{a,b}, A. Tricomi^{a,b,45} 





INFN Sezione di Firenze^a, Università di Firenze^b, Firenze, Italy

J. Altork^{a,b} , P. Assiouras^a , G. Barbagli^a , G. Bardelli^a , M. Bartolini^{a,b} , A. Calandri^{a,b} , B. Camaiani^{a,b} , A. Cassese^a , R. Ceccarelli^a , V. Ciulli^{a,b} , C. Civinini^a , R. D'Alessandro^{a,b} , L. Damenti^{a,b}, E. Focardi^{a,b} , T. Kello^a , G. Latino^{a,b} , P. Lenzi^{a,b} , M. Lizzo^a , M. Meschini^a , S. Paoletti^a , A. Papanastassiou^{a,b}, G. Sguazzoni^a , L. Viliani^a 


























INFN Laboratori Nazionali di Frascati, Frascati, Italy

L. Benussi , S. Colafranceschi⁴⁶ , S. Meola⁴⁷ , D. Piccolo 










INFN Sezione di Genova^a, Università di Genova^b, Genova, Italy

M. Alves Gallo Pereira^a , F. Ferro^a , E. Robutti^a , S. Tosi^{a,b} 



























INFN Sezione di Milano-Bicocca^a, Università di Milano-Bicocca^b, Milano, Italy

A. Benaglia^a , F. Brivio^a , V. Camagni^{a,b} , F. Cetorelli^{a,b} , F. De Guio^{a,b} , M.E. Dinardo^{a,b} , P. Dini^a , S. Gennai^a , R. Gerosa^{a,b} , A. Ghezzi^{a,b} , P. Govoni^{a,b} , L. Guzzi^a , M.R. Kim^a , G. Lavizzari^{a,b}, M.T. Lucchini^{a,b} , M. Malberti^a , S. Malvezzi^a , A. Massironi^a , D. Menasce^a , L. Moroni^a , M. Paganoni^{a,b} , S. Palluotto^{a,b} , D. Pedrini^a , A. Perego^{a,b} , G. Pizzati^{a,b} , T. Tabarelli de Fatis^{a,b} 











INFN Sezione di Napoli^a, Università di Napoli 'Federico II'^b, Napoli, Italy; Università della Basilicata^c, Potenza, Italy; Scuola Superiore Meridionale (SSM)^d, Napoli, Italy

S. Buontempo^a , F. Confortini^{a,b} , C. Di Fraia^{a,b} , F. Fabozzi^{a,c} , L. Favilla^{a,d} , A.O.M. Iorio^{a,b} , L. Lista^{a,b,48} , P. Paolucci^{a,27} , B. Rossi^a 












INFN Sezione di Padova^a, Università di Padova^b, Padova, Italy; Università degli Studi di Cagliari^c, Cagliari, Italy

P. Azzi^a , N. Bacchetta^{a,49} , L. Borella^a, P. Bortignon^{a,c} , G. Bortolato^{a,b} , A.C.M. Bulla^{a,c} , R. Carlin^{a,b} , P. Checchia^a , T. Dorigo^{a,50} , F. Gasparini^{a,b} , U. Gasparini^{a,b} , S. Giorgetti^a , F. Gonella^a , E. Lusiani^a , M. Margoni^{a,b} , A.T. Meneguzzo^{a,b} , J. Pazzini^{a,b} , F. Primavera^{a,b} , P. Ronchese^{a,b} , R. Rossin^{a,b} , F. Simonetto^{a,b} , M. Tosi^{a,b} , A. Triossi^{a,b} , S. Ventura^a , P. Zotto^{a,b} , A. Zucchetta^{a,b} , G. Zumerle^{a,b} 







































INFN Sezione di Pavia^a, Università di Pavia^b, Pavia, Italy

A. Braghieri^a , M. Brunoldi^{a,b} , S. Calzaferri^{a,b} , P. Montagna^{a,b} , M. Pelliccioni^{a,b} , V. Re^a , C. Riccardi^{a,b} , P. Salvini^a , I. Vai^{a,b} , P. Vitulo^{a,b} 



























INFN Sezione di Perugia^a, Università di Perugia^b, Perugia, Italy

S. Ajmal^{a,b} , M.E. Ascioti^{a,b}, G.M. Bilei^{†a} , C. Carrivale^{a,b}, D. Ciangottini^{a,b} , L. Della Penna^{a,b}, L. Fanò^{a,b} , V. Mariani^{a,b} , M. Menichelli^a , F. Moscatelli^{a,51} , A. Rossi^{a,b} , A. Santocchia^{a,b} , D. Spiga^a , T. Tedeschi^{a,b} 










































INFN Sezione di Pisa^a, Università di Pisa^b, Scuola Normale Superiore di Pisa^c, Pisa, Italy; Università di Siena^d, Siena, Italy

C. Aimè^{a,b} , C.A. Alexe^{a,c} , P. Asenov^{a,b} , P. Azzurri^a , G. Bagliesi^a , L. Bianchini^{a,b} , T. Boccali^a , E. Bossini^a , D. Bruschini^{a,c} , R. Castaldi^a , F. Cattafesta^{a,c} , M.A. Ciocci^{a,d} , M. Cipriani^{a,b} , R. Dell'Orso^a , S. Donato^{a,b} , R. Forti^{a,b} , A. Giassi^a , F. Ligabue^{a,c} , A.C. Marini^{a,b} , A. Messineo^{a,b} , S. Mishra^a , V.K. Muraleedharan Nair Bindhu^{a,b} , S. Nandan^a , F. Palla^a , M. Riggirello^{a,c} , A. Rizzi^{a,b} , G. Rolandi^{a,c} , S. Roy Chowdhury^{a,52} , T. Sarkar^a , A. Scribano^a , P. Solanki^{a,b} , P. Spagnolo^a , F. Tenchini^{a,b} , R. Tenchini^a , G. Tonelli^{a,b} , N. Turini^{a,d} , F. Vaselli^{a,c} , A. Venturi^a , P.G. Verdini^a 







INFN Sezione di Roma^a, Sapienza Università di Roma^b, Roma, Italy

P. Akrap^{a,b} , C. Basile^{a,b} , S.C. Behera^a , F. Cavallari^a , L. Cunqueiro Mendez^{a,b} , F. De Ruggi^{a,b} , D. Del Re^{a,b} , M. Del Vecchio^{a,b} , E. Di Marco^a , M. Diemoz^a , F. Errico^a , L. Frosina^{a,b} , R. Gargiulo^{a,b} , B. Harikrishnan^{a,b} , F. Lombardi^{a,b} , E. Longo^{a,b} , L. Martikainen^{a,b} , G. Organtini^{a,b} , N. Palmeri^{a,b} , R. Paramatti^{a,b} , T. Pauletto^{a,b} , S. Rahatlou^{a,b} , C. Rovelli^a , F. Santanastasio^{a,b} , L. Soffi^a , V. Vladimirov^{a,b} 

INFN Sezione di Torino^a, Università di Torino^b, Torino, Italy; Università del Piemonte Orientale^c, Novara, Italy

N. Amapane^{a,b} , R. Arcidiacono^{a,c} , S. Argiro^{a,b} , M. Arneodo^{†a,c} , N. Bartosik^{a,c} , R. Bellan^{a,b} , A. Bellora^{a,b} , C. Biino^a , C. Borca^{a,b} , N. Cartiglia^a , M. Costa^{a,b} , R. Covarelli^{a,b} , N. Demaria^a , E. Ferrando^a , L. Finco^a , M. Grippo^{a,b} , B. Kiani^{a,b} , L. Lanteri^{a,b} , F. Legger^a , F. Luongo^{a,b} , C. Mariotti^a , S. Maselli^a , A. Mecca^{a,b} , L. Menzio^{a,b} , P. Meridiani^a , E. Migliore^{a,b} , M. Monteno^a , M.M. Obertino^{a,b} , G. Ortona^a , L. Pacher^{a,b} , N. Pastrone^a , M. Ruspa^{a,c} , F. Siviero^{a,b} , V. Sola^{a,b} , A. Solano^{a,b} , A. Staiano^a , C. Tarricone^{a,b} , D. Trocino^a , G. Umoret^{a,b} , E. Vlasov^{a,b} , R. White^{a,b} 


INFN Sezione di Trieste^a, Università di Trieste^b, Trieste, Italy

J. Babbar^{a,b,52} , S. Belforte^a , V. Candelise^{a,b} , M. Casarsa^a , F. Cossutti^a , K. De Leo^a , G. Della Ricca^{a,b} , R. Delli Gatti^{a,b} , C. Giraladin^{a,b} 

Kyungpook National University, Daegu, Korea

S. Dogra , J. Hong , J. Kim , T. Kim , D. Lee , H. Lee , J. Lee , S.W. Lee , C.S. Moon , Y.D. Oh , S. Sekmen , B. Tae , Y.C. Yang 

Department of Mathematics and Physics - GWNNU, Gangneung, Korea

M.S. Kim 

Chonnam National University, Institute for Universe and Elementary Particles, Kwangju, Korea

G. Bak , P. Gwak , H. Kim , D.H. Moon , J. Seo 



Hanyang University, Seoul, Korea

E. Asilar , F. Carnevali , J. Choi⁵³ , T.J. Kim , Y. Ryou , J. Song 

Korea University, Seoul, Korea

S. Ha , S. Han , B. Hong , J. Kim , K. Lee , K.S. Lee , S. Lee , J. Yoo 

Kyung Hee University, Department of Physics, Seoul, Korea

J. Goh , J. Shin , S. Yang 

Sejong University, Seoul, Korea

Y. Kang , H. S. Kim , Y. Kim , B. Ko , S. Lee 

Seoul National University, Seoul, Korea

J. Almond, J.H. Bhyun, J. Choi , J. Choi, W. Jun , H. Kim , J. Kim , T. Kim, Y. Kim ,
Y.W. Kim , S. Ko , H. Lee , J. Lee , J. Lee , B.H. Oh , J. Shin , U.K. Yang, I. Yoon 

University of Seoul, Seoul, Korea

W. Jang , D. Kim , S. Kim , J.S.H. Lee , Y. Lee , I.C. Park , Y. Roh, I.J. Watson 

Yonsei University, Department of Physics, Seoul, Korea

G. Cho, K. Hwang , B. Kim , S. Kim, K. Lee , H.D. Yoo 

Sungkyunkwan University, Suwon, Korea

Y. Lee , I. Yu 

College of Engineering and Technology, American University of the Middle East (AUM), Dasman, Kuwait

T. Beyrouthy , Y. Gharbia 


Kuwait University - College of Science - Department of Physics, Safat, Kuwait

F. Alazemi 

Riga Technical University, Riga, Latvia

K. Dreimanis , O.M. Eberlins , A. Gaile , C. Munoz Diaz , D. Osite , G. Pikurs ,
R. Plese , A. Potrebko , M. Seidel , D. Sidiropoulos Kontos 

University of Latvia (LU), Riga, Latvia

N.R. Strautnieks 

Vilnius University, Vilnius, Lithuania

M. Ambrozas , A. Juodagalvis , S. Nargelas , S. Nayak , A. Rinkevicius , G. Tamulaitis 








National Centre for Particle Physics, Universiti Malaya, Kuala Lumpur, Malaysia

I. Yusuff⁵⁴ , Z. Zolkapli

Universidad de Sonora (UNISON), Hermosillo, Mexico

J.F. Benitez , A. Castaneda Hernandez , A. Cota Rodriguez , L.E. Cuevas Picos,
H.A. Encinas Acosta, L.G. Gallegos Maríñez, J.A. Murillo Quijada , L. Valencia Palomo 

Centro de Investigacion y de Estudios Avanzados del IPN, Mexico City, Mexico

G. Ayala , H. Castilla-Valdez , H. Crotte Ledesma , R. Lopez-Fernandez ,
J. Mejia Guisao , R. Reyes-Almanza , A. Sánchez Hernández 

Universidad Iberoamericana, Mexico City, Mexico

C. Oropeza Barrera , D.L. Ramirez Guadarrama, M. Ramírez García 

Benemerita Universidad Autonoma de Puebla, Puebla, Mexico

I. Bautista , F.E. Neri Huerta , I. Pedraza , H.A. Salazar Ibarguen , C. Uribe Estrada 





University of Montenegro, Podgorica, Montenegro

I. Bubanja , J. Mijuskovic , N. Raicevic 

University of Canterbury, Christchurch, New Zealand

P.H. Butler 



National Centre for Physics, Quaid-I-Azam University, Islamabad, Pakistan

A. Ahmad , M.I. Asghar , A. Awais , M.I.M. Awan, W.A. Khan 







AGH University of Krakow, Krakow, Poland

V. Avati, L. Forthomme , L. Grzanka , M. Malawski , K. Piotrkowski 

National Centre for Nuclear Research, Swierk, Poland

M. Bluj , M. Górski , M. Kazana , M. Szleper , P. Zalewski 

















Institute of Experimental Physics, Faculty of Physics, University of Warsaw, Warsaw, Poland

K. Bunkowski , K. Doroba , A. Kalinowski , M. Konecki , J. Krolikowski , A. Muhammad 





Warsaw University of Technology, Warsaw, Poland

P. Fokow , K. Pozniak , W. Zabolotny 

Laboratório de Instrumentação e Física Experimental de Partículas, Lisboa, Portugal

M. Araujo , D. Bastos , C. Beirão Da Cruz E Silva , A. Boletti , M. Bozzo , T. Camporesi , G. Da Molin , M. Gallinaro , J. Hollar , N. Leonardo , G.B. Marozzo , A. Petrilli , M. Pisano , J. Seixas , J. Varela , J.W. Wulff 









Faculty of Physics, University of Belgrade, Belgrade, Serbia

P. Adzic , L. Markovic , P. Milenovic , V. Milosevic 

VINCA Institute of Nuclear Sciences, University of Belgrade, Belgrade, Serbia

D. Devetak , M. Dordevic , J. Milosevic , L. Nadderd , V. Rekovic, M. Stojanovic 









Centro de Investigaciones Energéticas Medioambientales y Tecnológicas (CIEMAT), Madrid, Spain

M. Alcalde Martinez , J. Alcaraz Maestre , Cristina F. Bedoya , J.A. Brochero Cifuentes , Oliver M. Carretero , M. Cepeda , M. Cerrada , N. Colino , B. De La Cruz , A. Delgado Peris , A. Escalante Del Valle , D. Fernández Del Val , J.P. Fernández Ramos , J. Flix , M.C. Fouz , M. Gonzalez Hernandez , O. Gonzalez Lopez , S. Goy Lopez , J.M. Hernandez , M.I. Josa , J. Llorente Merino , C. Martin Perez , E. Martin Viscasilas , D. Moran , C. M. Morcillo Perez , Á. Navarro Tobar , R. Paz Herrera , A. Pérez-Calero Yzquierdo , J. Puerta Pelayo , I. Redondo , J. Vazquez Escobar









Universidad Autónoma de Madrid, Madrid, Spain

J.F. de Trocóniz 

Universidad de Oviedo, Instituto Universitario de Ciencias y Tecnologías Espaciales de Asturias (ICTEA), Oviedo, Spain

B. Alvarez Gonzalez , J. Ayllon Torresano , A. Cardini , J. Cuevas , J. Del Riego Badas , D. Estrada Acevedo , J. Fernandez Menendez , S. Folgueras , I. Gonzalez Caballero , P. Leguina , M. Obeso Menendez , E. Palencia Cortezon , J. Prado Pico , A. Soto Rodríguez , P. Vischia

Instituto de Física de Cantabria (IFCA), CSIC-Universidad de Cantabria, Santander, Spain

S. Blanco Fernández , I.J. Cabrillo , A. Calderon , J. Duarte Campderros , M. Fernandez , G. Gomez , C. Lasaosa García , R. Lopez Ruiz , C. Martinez Rivero , P. Martinez Ruiz del Arbol , F. Matorras , P. Matorras Cuevas , E. Navarrete Ramos , J. Piedra Gomez , C. Quintana San Emeterio , L. Scodellaro , I. Vila , R. Villar Cortabitarte , J.M. Vizan Garcia









University of Colombo, Colombo, Sri Lanka

B. Kailasapathy⁵⁵ , D.D.C. Wickramarathna 













University of Ruhuna, Department of Physics, Matara, Sri Lanka

W.G.D. Dharmaratna⁵⁶ , K. Liyanage , N. Perera 














CERN, European Organization for Nuclear Research, Geneva, Switzerland

D. Abbaneo , C. Amendola , R. Ardino , E. Auffray , J. Baechler , D. Barney , J. Bendavid , I. Bestintzanos , M. Bianco , A. Bocci , L. Borgonovi , C. Botta , A. Bragagnolo , C.E. Brown , C. Caillol , G. Cerminara , P. Connor , K. Cormier , D. d'Enterria , A. Dabrowski , P. Das , A. David , A. De Roeck , M.M. Defranchis , M. Deile , M. Dobson , P.J. Fernández Manteca , B.A. Fontana Santos Alves , E. Fontanesi , W. Funk , A. Gaddi , S. Giani , D. Gigi , K. Gill , F. Glege , M. Glowacki , A. Gruber , J. Hegeman , J.K. Heikkilä , R. Hofsaess , B. Huber , T. James , P. Janot , O. Kaluzinska , O. Karacheban²⁵ , G. Karathanasis , S. Laurila , P. Lecoq , E. Leutgeb , C. Lourenço , A.-M. Lyon , M. Magherini , L. Malgeri , M. Mannelli , A. Mehta , F. Meijers , J.A. Merlin , S. Mersi , E. Meschi , M. Migliorini , F. Monti , F. Moortgat , M. Mulders , M. Musich , I. Neutelings , S. Orfanelli , F. Pantaleo , M. Pari , G. Petrucciani , A. Pfeiffer , M. Pierini , M. Pitt , H. Qu , D. Rabady , A. Reimers , B. Ribeiro Lopes , F. Riti , P. Rosado , M. Rovere , H. Sakulin , R. Salvatico , S. Sanchez Cruz , S. Scarfi , M. Selvaggi , K. Shchelina , P. Silva , P. Sphicas⁵⁷ , A.G. Stahl Leiton , A. Steen , S. Summers , D. Treille , P. Tropea , E. Vernazza , J. Wanczyk⁵⁸ , S. Wuchterl , M. Zarucki , P. Zehetner , P. Zejd , G. Zevi Della Porta













PSI Center for Neutron and Muon Sciences, Villigen, Switzerland

L. Caminada⁵⁹ , W. Erdmann , R. Horisberger , Q. Ingram , H.C. Kaestli , D. Kotlinski , C. Lange , U. Langenegger , A. Nigamova , L. Noehte⁵⁹ , T. Rohe , A. Samalan 

ETH Zurich - Institute for Particle Physics and Astrophysics (IPA), Zurich, Switzerland

T.K. Aarrestad , M. Backhaus , T. Bevilacqua⁵⁹ , G. Bonomelli , C. Cazzaniga , K. Datta , P. De Bryas Dexmiers D'Archiacchiac⁵⁸ , A. De Cosa , G. Dissertori , M. Dittmar , M. Donegà , F. Glessgen , C. Grab , N. Härringer , T.G. Harte , W. Lustermann , M. Malucchi , R.A. Manzoni , L. Marchese , A. Mascellani⁵⁸ , F. Nessi-Tedaldi , F. Pauss , B. Ristic , S. Rohletter , R. Seidita , J. Steggemann⁵⁸ , A. Tarabini , C.Z. Tee , D. Valsecchi , R. Wallny











Universität Zürich, Zurich, Switzerland

C. Amsler⁶⁰ , P. Bäertschi , F. Bilandzija , M.F. Canelli , G. Celotto , V. Guglielmi , A. Jofrehei , B. Kilminster , T.H. Kwok , S. Leontsinis , V. Lukashenko , A. Macchiolo , F. Meng , M. Missiroli , J. Motta , P. Robmann , E. Shokr , F. Stäger , R. Tramontano , P. Viscone

National Central University, Chung-Li, Taiwan

D. Bhowmik , C.M. Kuo , P.K. Rout , S. Taj , P.C. Tiwari³⁶ 


National Taiwan University (NTU), Taipei, Taiwan

L. Ceard , K.F. Chen , Z.g. Chen , A. De Iorio , W.-S. Hou , T.h. Hsu , Y.w. Kao , S. Karmakar , G. Kole , Y.y. Li , R.-S. Lu , E. Paganis , X.f. Su , J. Thomas-Wilsker , L.s. Tsai , D. Tsiou, H.y. Wu , E. Yazgan
















High Energy Physics Research Unit, Department of Physics, Faculty of Science, Chulalongkorn University, Bangkok, Thailand

C. Asawatangtrakuldee , N. Srimanobhas 

Tunis El Manar University, Tunis, Tunisia

Y. Maghrbi 

Çukurova University, Physics Department, Science and Art Faculty, Adana, Turkey

D. Agyel , F. Dolek , I. Dumanoglu⁶¹ , Y. Guler⁶² , E. Gurpinar Guler⁶² , C. Isik ,
O. Kara⁶³ , A. Kayis Topaksu , Y. Komurcu , G. Onengut , K. Ozdemir⁶⁴ , B. Tali⁶⁵ ,
U.G. Tok , E. Uslan , I.S. Zorbakir 

Hacettepe University, Ankara, Turkey

S. Sen 

Middle East Technical University, Physics Department, Ankara, Turkey

M. Yalvac⁶⁶ 

Bogazici University, Istanbul, Turkey

B. Akgun , I.O. Atakisi⁶⁷ , E. Gülmez , M. Kaya⁶⁸ , O. Kaya⁶⁹ , M.A. Sarkisla⁷⁰,
S. Tekten⁷¹ 







Istanbul Technical University, Istanbul, Turkey

D. Boncukcu , A. Cakir , K. Cankocak^{61,72} 

Istanbul University, Istanbul, Turkey

B. Haciosahinoglu , I. Hos⁷³ , B. Kaynak , S. Ozkorucuklu , O. Potok , H. Sert ,
C. Simsek , C. Zorbilmez 

Yildiz Technical University, Istanbul, Turkey

S. Cerci , C. Dozen⁷⁴ , B. Isildak , E. Simsek , D. Sunar Cerci , T. Yetkin⁷⁴ 














Institute for Scintillation Materials of National Academy of Science of Ukraine, Kharkiv, Ukraine

A. Boyaryntsev , O. Dadazhanova, B. Grynyov 






















National Science Centre, Kharkiv Institute of Physics and Technology, Kharkiv, Ukraine

L. Levchuk 











































University of Bristol, Bristol, United Kingdom

J.J. Brooke , A. Bundock , F. Bury , E. Clement , D. Cussans , D. Dharmender,
H. Flacher , J. Goldstein , H.F. Heath , M.-L. Holmberg , L. Kreczko , S. Parames-
varan , L. Robertshaw , M.S. Sanjrani³⁹, J. Segal, V.J. Smith 


Rutherford Appleton Laboratory, Didcot, United Kingdom

A.H. Ball, K.W. Bell , A. Belyaev⁷⁵ , C. Brew , R.M. Brown , D.J.A. Cockerill ,
A. Elliot , K.V. Ellis, J. Gajownik , K. Harder , S. Harper , J. Linacre , K. Manolopoulos,
M. Moallemi , D.M. Newbold , E. Olaiya , D. Petyt , T. Reis , A.R. Sahasransu ,
G. Salvi , T. Schuh, C.H. Shepherd-Themistocleous , I.R. Tomalin , K.C. Whalen ,
T. Williams 













Imperial College, London, United Kingdom

I. Andreou , R. Bainbridge , P. Bloch , O. Buchmuller, C.A. Carrillo Montoya ,
D. Colling , I. Das , P. Dauncey , G. Davies , M. Della Negra , S. Fayer, G. Fedi ,
G. Hall , H.R. Hoorani , A. Howard, G. Iles , C.R. Knight , P. Krueper , J. Langford ,
K.H. Law , J. León Holgado , L. Lyons , A.-M. Magnan , B. Maier , S. Mallios ,
A. Mastronikolis , M. Mieskolainen , J. Nash⁷⁶ , M. Pesaresi , P.B. Pradeep ,
B.C. Radburn-Smith , A. Richards, A. Rose , L. Russell , K. Savva , R. Schmitz ,
C. Seez , R. Shukla , A. Tapper , K. Uchida , G.P. Uttley , T. Virdee²⁷ , M. Vojinovic ,
N. Wardle , D. Winterbottom , J. Xiao 

Brunel University, Uxbridge, United Kingdom

J.E. Cole , A. Khan, P. Kyberd , I.D. Reid 

Baylor University, Waco, Texas, USA

S. Abdullin , A. Brinkerhoff , E. Collins , M.R. Darwish , J. Dittmann , K. Hatakeyama , V. Hegde , J. Hiltbrand , B. McMaster , J. Samudio , S. Sawant , C. Sutantawibul , J. Wilson 













Bethel University, St. Paul, Minnesota, USA

J.M. Hogan 

















Catholic University of America, Washington, DC, USA

R. Bartek , A. Dominguez , S. Raj , B. Sahu , A.E. Simsek , S.S. Yu 

















The University of Alabama, Tuscaloosa, Alabama, USA

B. Bam , A. Buchot Perraguin , S. Campbell, R. Chudasama , S.I. Cooper , C. Crovella , G. Fidalgo , S.V. Gleyzer , A. Khukhunaishvili , K. Matchev , E. Pearson, P. Rumerio⁷⁷ , E. Usai , R. Yi 



















Boston University, Boston, Massachusetts, USA

S. Cholak , G. De Castro, Z. Demiragli , C. Erice , C. Fangmeier , C. Fernandez Madrazo , J. Fulcher , F. Golf , S. Jeon , J. O'Cain, I. Reed , J. Rohlf , K. Salyer , D. Sperka , D. Spitzbart , I. Suarez , A. Tsatsos , E. Wurtz, A.G. Zecchinelli 














Brown University, Providence, Rhode Island, USA

G. Barone , G. Benelli , D. Cutts , S. Ellis , L. Gouskos , M. Hadley , U. Heintz , K.W. Ho , T. Kwon , L. Lambrecht , G. Landsberg , K.T. Lau , J. Luo , S. Mondal , J. Roloff , T. Russell , S. Sagir⁷⁸ , X. Shen , M. Stamenkovic , N. Venkatasubramanian 




University of California, Davis, Davis, California, USA

S. Abbott , S. Baradia , B. Barton , R. Breedon , H. Cai , M. Calderon De La Barca Sanchez , E. Cannart, M. Chertok , M. Citron , J. Conway , P.T. Cox , F. Eble , R. Erbacher , O. Kukral , G. Mocellin , S. Ostrom , I. Salazar Segovia, J.S. Tafoya Vargas , W. Wei , S. Yoo 
























University of California, Los Angeles, California, USA

K. Adamidis, M. Bachtis , D. Campos, R. Cousins , S. Crossley , G. Flores Avila , J. Hauser , M. Ignatenko , M.A. Iqbal , T. Lam , Y.f. Lo , E. Manca , A. Nunez Del Prado , D. Saltzberg , V. Valuev 
















University of California, Riverside, Riverside, California, USA

R. Clare , J.W. Gary , G. Hanson 











University of California, San Diego, La Jolla, California, USA

A. Aportela , A. Arora , J.G. Branson , S. Cittolin , B. D'Anzi , D. Diaz , J. Duarte , L. Giannini , Y. Gu, J. Guiang , V. Krutelyov , R. Lee , J. Letts , H. Li, M. Masciovecchio , F. Mokhtar , S. Mukherjee , M. Pieri , D. Primosch, M. Quinnan , V. Sharma , M. Tadel , E. Vourliotis , F. Würthwein , A. Yagil , Z. Zhao 

















University of California, Santa Barbara - Department of Physics, Santa Barbara, California, USA

A. Barzdukas , L. Brennan , C. Campagnari , S. Carron Montero⁷⁹ , K. Downham , C. Grieco , M.M. Hussain, J. Incandela , M.W.K. Lai, A.J. Li , P. Masterson , J. Richman , S.N. Santpur , D. Stuart , T.Á. Vámi , X. Yan , D. Zhang 






California Institute of Technology, Pasadena, California, USA

A. Albert , S. Bhattacharya , A. Bornheim , O. Cerri, R. Kansal , H.B. Newman , G. Reales Gutiérrez, T. Sievert, M. Spiropulu , C. Sun , J.R. Vlimant , R.A. Wynne , S. Xie 




















Carnegie Mellon University, Pittsburgh, Pennsylvania, USA

J. Alison , S. An , M. Cremonesi, V. Dutta , E.Y. Ertorer , T. Ferguson , T.A. Gómez Espinosa , A. Harilal , A. Kallil Tharayil, M. Kanemura, C. Liu , M. Marchegiani , P. Meiring , S. Murthy , P. Palit , K. Park , M. Paulini , A. Roberts , A. Sanchez 









































































University of Colorado Boulder, Boulder, Colorado, USA

J.P. Cumalat , W.T. Ford , A. Hart , S. Kwan , J. Parkes , C. Savard , N. Schonbeck , K. Stenson , K.A. Ulmer , S.R. Wagner , N. Zipper , D. Zuolo 



















Cornell University, Ithaca, New York, USA

J. Alexander , X. Chen , J. Dickinson , A. Duquette, J. Fan , X. Fan , J. Grassi , S. Hogan , P. Kotamnives , J. Monroy , G. Niendorf , M. Oshiro , J.R. Patterson , A. Ryd , J. Thom , H.A. Weber , B. Weiss , P. Wittich , R. Zou , L. Zygala 












Fermi National Accelerator Laboratory, Batavia, Illinois, USA

M. Albrow , M. Alyari , O. Amram , G. Apollinari , A. Apresyan , L.A.T. Bauerdick , D. Berry , J. Berryhill , P.C. Bhat , K. Burkett , J.N. Butler , A. Canepa , G.B. Cerati , H.W.K. Cheung , F. Chlebana , C. Cosby , G. Cummings , I. Dutta , V.D. Elvira , J. Freeman , A. Gandrakota , Z. Gecse , L. Gray , D. Green, A. Grummer , S. Grünendahl , D. Guerrero , O. Gutsche , R.M. Harris , J. Hirschauer , V. Innocente , B. Jayatilaka , S. Jindariani , M. Johnson , U. Joshi , R.S. Kim , B. Klima , S. Lammel , D. Lincoln , R. Lipton , T. Liu , K. Maeshima , D. Mason , P. McBride , P. Merkel , S. Mrenna , S. Nahn , J. Ngadiuba , D. Noonan , S. Norberg, V. Papadimitriou , N. Pastika , K. Pedro , C. Pena⁸⁰ , C.E. Perez Lara , V. Perovic , F. Ravera , A. Reinsvold Hall⁸¹ , L. Ristori , M. Safdari , E. Sexton-Kennedy , E. Smith , N. Smith , A. Soha , L. Spiegel , S. Stoynev , J. Strait , L. Taylor , S. Tkaczyk , N.V. Tran , L. Uplegger , E.W. Vaandering , C. Wang , I. Zoi 

University of Florida, Gainesville, Florida, USA

C. Aruta , P. Avery , D. Bourilkov , P. Chang , V. Cherepanov , R.D. Field, C. Huh , E. Koenig , M. Kolosova , J. Konigsberg , A. Korytov , G. Mitselmakher , K. Mohrman , A. Muthirakalayil Madhu , N. Rawal , S. Rosenzweig , V. Sulimov , Y. Takahashi , J. Wang 
























Florida State University, Tallahassee, Florida, USA

T. Adams , A. Al Kadhim , A. Askew , S. Bower , R. Goff, R. Hashmi , A. Hassani , T. Kolberg , G. Martinez , M. Mazza , H. Prosper , P.R. Prova, R. Yohay 

Florida Institute of Technology, Melbourne, Florida, USA

B. Alsufyani , S. Butalla , S. Das , M. Hohlmann , M. Lavinsky, E. Yanes

University of Illinois Chicago, Chicago, Illinois, USA

M.R. Adams , N. Barnett, A. Baty , C. Bennett , R. Cavanaugh , R. Escobar Franco , O. Evdokimov , C.E. Gerber , H. Gupta , M. Hawksworth , A. Hingrajiya, D.J. Hofman , Z. Huang , J.h. Lee , C. Mills , S. Nanda , G. Nigmatkulov , B. Ozek , T. Phan, D. Pilipovic , R. Pradhan , E. Prifti, P. Roy, T. Roy , D. Shekar, N. Singh, A. Thielen, M.B. Tonjes , N. Varelas , M.A. Wadud , J. Yoo 

The University of Iowa, Iowa City, Iowa, USA
























M. Alhusseini , D. Blend , K. Dilsiz⁸² , O.K. Köseyan , A. Mestvirishvili⁸³ , O. Neogi,

H. Ogul⁸⁴ , Y. Onel , A. Penzo , C. Snyder, E. Tiras⁸⁵ 









Johns Hopkins University, Baltimore, Maryland, USA

B. Blumenfeld , J. Davis , A.V. Gritsan , L. Kang , S. Kyriacou , P. Maksimovic , M. Roguljic , S. Sekhar , M.V. Srivastav , M. Swartz 
















The University of Kansas, Lawrence, Kansas, USA

A. Abreu , L.F. Alcerro Alcerro , J. Anguiano , S. Arteaga Escatel , P. Baringer , A. Bean , R. Bhattacharya , Z. Flowers , D. Grove , J. King , G. Krintiras , M. Lazarovits , C. Le Mahieu , J. Marquez , M. Murray , M. Nickel , S. Popescu⁸⁶ , C. Rogan , C. Royon , S. Rudrabhatla , S. Sanders , C. Smith , G. Wilson 


































Kansas State University, Manhattan, Kansas, USA

B. Allmond , N. Islam, A. Ivanov , K. Kaadze , Y. Maravin , J. Natoli , G.G. Reddy , D. Roy , G. Sorrentino 












University of Maryland, College Park, Maryland, USA

A. Baden , A. Belloni , J. Bistany-riebman, S.C. Eno , N.J. Hadley , S. Jabeen , R.G. Kellogg , T. Koeth , B. Kronheim, S. Lascio , P. Major , A.C. Mignerey , C. Palmer , C. Papageorgakis , M.M. Paranjpe, E. Popova⁸⁷ , A. Shevelev , L. Zhang 

Massachusetts Institute of Technology, Cambridge, Massachusetts, USA

C. Baldenegro Barrera , H. Bossi , S. Bright-Thonney , I.A. Cali , Y.c. Chen , P.c. Chou , M. D'Alfonso , J. Eysermans , C. Freer , G. Gomez-Ceballos , M. Goncharov, G. Grosso , P. Harris, D. Hoang , G.M. Innocenti , K. Ivanov , G. Kopp , D. Kovalskiy , L. Lavezzo , Y.-J. Lee , K. Long , C. McGinn , A. Novak , M.I. Park , C. Paus , C. Reissel , C. Roland , G. Roland , S. Rothman , T.a. Sheng , G.S.F. Stephans , D. Walter , J. Wang, Z. Wang , B. Wyslouch , T. J. Yang 















University of Minnesota, Minneapolis, Minnesota, USA

A. Alpana , B. Crossman , W.J. Jackson, C. Kapsiak , M. Krohn , D. Mahon , J. Mans , B. Marzocchi , R. Rusack , O. Sancar , R. Saradhy , N. Strobbe 




















University of Nebraska-Lincoln, Lincoln, Nebraska, USA

K. Bloom , D.R. Claes , G. Haza , J. Hossain , C. Joo , I. Kravchenko , K.H.M. Kwok , A. Rohilla , J.E. Siado , W. Tabb , A. Vagnerini , A. Wightman 










State University of New York at Buffalo, Buffalo, New York, USA

H. Bandyopadhyay , L. Hay , H.w. Hsia , I. Iashvili , A. Kalogeropoulos , A. Kharchilava , A. Mandal , M. Morris , D. Nguyen , O. Poncet , S. Rappoccio , H. Rejeb Sfar, W. Terrill , A. Williams , D. Yu 

















Northeastern University, Boston, Massachusetts, USA

A. Aarif , G. Alverson , E. Barberis , J. Bonilla , B. Bylsma, M. Campana , J. Dervan , Y. Haddad , Y. Han , I. Israr , A. Krishna , M. Lu , N. Manganelli , R. Mccarthy , D.M. Morse , T. Orimoto , L. Skinnari , C.S. Thoreson , E. Tsai , D. Wood 

Northwestern University, Evanston, Illinois, USA








S. Dittmer , K.A. Hahn , M. McGinnis , Y. Miao , D.G. Monk , M.H. Schmitt , A. Taliercio , M. Velasco , J. Wang 

University of Notre Dame, Notre Dame, Indiana, USA

















G. Agarwal , R. Band , R. Bucci, S. Castells , A. Das , A. Datta , A. Ehnis, R. Goldouzian , M. Hildreth , K. Hurtado Anampa , T. Ivanov , C. Jessop , A. Karneyeu , K. Lannon , J. Lawrence , N. Loukas , L. Lutton , J. Mariano 

N. Marinelli, P. Mastrapasqua , T. McCauley , C. Mcgrady , C. Moore , Y. Musienko²¹ , H. Nelson , M. Osherson , A. Piccinelli , R. Ruchti , A. Townsend , Y. Wan, M. Wayne , H. Yockey

The Ohio State University, Columbus, Ohio, USA

M. Carrigan , R. De Los Santos , L.S. Durkin , C. Hill , M. Joyce , D.A. Wenzl, B.L. Winer , B. R. Yates 





















Princeton University, Princeton, New Jersey, USA

H. Bouchamaoui , G. Dezoort , P. Elmer , A. Frankenthal , M. Galli , B. Greenberg , N. Haubrich , K. Kennedy, Y. Lai , D. Lange , A. Loeliger , D. Marlow , I. Ojalvo , J. Olsen , F. Simpson , D. Stickland , C. Tully 




University of Puerto Rico, Mayaguez, Puerto Rico, USA

S. Malik , R. Sharma 



















Purdue University, West Lafayette, Indiana, USA

S. Chandra , A. Gu , L. Gutay, M. Huwiler , M. Jones , A.W. Jung , D. Kondratyev , J. Li , M. Liu , M. Macedo , G. Negro , N. Neumeister , G. Paspalaki , S. Piperov , N.R. Saha , J.F. Schulte , F. Wang , A. Wildridge , W. Xie , Y. Yao , Y. Zhong 












Purdue University Northwest, Hammond, Indiana, USA

N. Parashar , A. Pathak , E. Shumka 





















Rice University, Houston, Texas, USA

D. Acosta , A. Agrawal , C. Arbour , T. Carnahan , K.M. Ecklund , F.J.M. Geurts , T. Huang , I. Krommydas , N. Lewis, W. Li , J. Lin , O. Miguel Colin , B.P. Padley , R. Redjimi , J. Rotter , C. Vico Villalba , M. Wulansatiti , E. Yigitbasi , Y. Zhang 

University of Rochester, Rochester, New York, USA

O. Bessidskaia Bylund, A. Bodek , P. de Barbaro[†] , R. Demina , A. Garcia-Bellido , H.S. Hare , O. Hindrichs , N. Parmar , P. Parygin⁸⁷ , H. Seo , R. Taus , Y.h. Yu 

















Rutgers, The State University of New Jersey, Piscataway, New Jersey, USA

B. Chiarito, J.P. Chou , S.V. Clark , S. Donnelly, D. Gadkari , Y. Gershtein , E. Halkiadakis , C. Houghton , D. Jaroslowski , A. Kobert , I. Laflotte , A. Lath , J. Martins , M. Perez Prada , B. Rand , J. Reichert , P. Saha , S. Salur , S. Somalwar , R. Stone , S.A. Thayil , S. Thomas, J. Vora 

University of Tennessee, Knoxville, Tennessee, USA

D. Ally , A.G. Delannoy , S. Fiorendi , J. Harris, T. Holmes , A.R. Kanuganti , N. Karunarathna , J. Lawless, L. Lee , E. Nibigira , B. Skipworth, S. Spanier 

Texas A&M University, College Station, Texas, USA

D. Aebi , M. Ahmad , T. Akhter , K. Androsov , A. Basnet , A. Bolshov, O. Bouhali⁸⁸ , A. Cagnotta , S. Cooperstein , V. D'Amante , R. Eusebi , P. Flanagan , J. Gilmore , Y. Guo, T. Kamon , S. Luo , R. Mueller , A. Safonov 

Texas Tech University, Lubbock, Texas, USA

N. Akchurin , J. Damgov , Y. Feng , N. Gogate , W. Jin , S.W. Lee , C. Madrid , A. Mankel , T. Peltola , I. Volobouev 

Vanderbilt University, Nashville, Tennessee, USA

E. Appelt , Y. Chen , S. Greene, A. Gurrola , W. Johns , R. Kunnawalkam Elayavalli , A. Melo , D. Rathjens , F. Romeo , P. Sheldon , S. Tuo , J. Velkovska , J. Viinikainen 

J. Zhang























University of Virginia, Charlottesville, Virginia, USA

B. Cardwell , H. Chung , B. Cox , J. Hakala , G. Hamilton Ilha Machado, R. Hirosky , M. Jose, A. Ledovskoy , C. Mantilla , C. Neu , C. Ramón Álvarez , Z. Wu




















Wayne State University, Detroit, Michigan, USA

S. Bhattacharya , P.E. Karchin 









University of Wisconsin - Madison, Madison, Wisconsin, USA

A. Aravind , S. Banerjee , K. Black , T. Bose , E. Chavez , S. Dasu , P. Everaerts , C. Galloni, H. He , M. Herndon , A. Herve , C.K. Koraka , S. Lomte , R. Loveless , A. Mallampalli , A. Mohammadi , S. Mondal, T. Nelson, G. Parida , L. Pétré , D. Pinna , A. Savin, V. Shang , V. Sharma , R. Simeon, W.H. Smith , D. Teague, A. Warden 

Authors affiliated with an international laboratory covered by a cooperation agreement with CERN

S. Afanasiev , V. Alexakhin , Yu. Andreev , T. Aushev , D. Budkouski , R. Chistov , M. Danilov , T. Dimova , A. Ershov , S. Gninenko , I. Gorbunov , A. Kamenev , V. Karjavine , M. Kirsanov , V. Klyukhin , O. Kodolova⁸⁹ , V. Korenkov , I. Korsakov, A. Kozyrev , N. Krasnikov , A. Lanev , A. Malakhov , V. Matveev , A. Nikitenko^{90,89} , V. Palichik , V. Perelygin , S. Petrushanko , O. Radchenko , M. Savina , V. Shalaev , S. Shmatov , S. Shulha , Y. Skovpen , K. Slizhevskiy, V. Smirnov , O. Teryaev , I. Tlisova , A. Toropin , N. Voytishin , A. Zarubin , I. Zhizhin

Authors affiliated with an institute formerly covered by a cooperation agreement with CERN

L. Dudko , V. Kim²¹ , V. Murzin , V. Oreshkin , D. Sosnov , E. Boos , V. Bunichev , M. Dubinin⁸⁰ , A. Gribushin , V. Savrin , A. Snigirev

†: Deceased

¹Also at Yerevan State University, Yerevan, Armenia

²Also at TU Wien, Vienna, Austria

³Also at Ghent University, Ghent, Belgium

⁴Also at FACAMP - Faculdades de Campinas, Sao Paulo, Brazil

⁵Also at Universidade Estadual de Campinas, Campinas, Brazil

⁶Also at Federal University of Rio Grande do Sul, Porto Alegre, Brazil

⁷Also at The University of the State of Amazonas, Manaus, Brazil

⁸Also at University of Chinese Academy of Sciences, Beijing, China

⁹Also at University of Chinese Academy of Sciences, Beijing, China

¹⁰Also at School of Physics, Zhengzhou University, Zhengzhou, China

¹¹Now at Henan Normal University, Xinxiang, China

¹²Also at University of Shanghai for Science and Technology, Shanghai, China

¹³Also at The University of Iowa, Iowa City, Iowa, USA

¹⁴Also at Nanjing Normal University, Nanjing, China

¹⁵Also at Center for High Energy Physics, Peking University, Beijing, China

¹⁶Also at Helwan University, Cairo, Egypt

¹⁷Now at Zewail City of Science and Technology, Zewail, Egypt

¹⁸Also at Cairo University, Cairo, Egypt

¹⁹Also at Université de Haute Alsace, Mulhouse, France

²⁰Also at Purdue University, West Lafayette, Indiana, USA

- ²¹Also at an institute formerly covered by a cooperation agreement with CERN
- ²²Also at University of Hamburg, Hamburg, Germany
- ²³Also at RWTH Aachen University, III. Physikalisches Institut A, Aachen, Germany
- ²⁴Also at Bergische University Wuppertal (BUW), Wuppertal, Germany
- ²⁵Also at Brandenburg University of Technology, Cottbus, Germany
- ²⁶Also at Forschungszentrum Jülich, Juelich, Germany
- ²⁷Also at CERN, European Organization for Nuclear Research, Geneva, Switzerland
- ²⁸Also at HUN-REN ATOMKI - Institute of Nuclear Research, Debrecen, Hungary
- ²⁹Now at Universitatea Babeș-Bolyai - Facultatea de Fizica, Cluj-Napoca, Romania
- ³⁰Also at MTA-ELTE Lendület CMS Particle and Nuclear Physics Group, Eötvös Loránd University, Budapest, Hungary
- ³¹Also at HUN-REN Wigner Research Centre for Physics, Budapest, Hungary
- ³²Also at Physics Department, Faculty of Science, Assiut University, Assiut, Egypt
- ³³Also at The University of Kansas, Lawrence, Kansas, USA
- ³⁴Also at Punjab Agricultural University, Ludhiana, India
- ³⁵Also at University of Hyderabad, Hyderabad, India
- ³⁶Also at Indian Institute of Science (IISc), Bangalore, India
- ³⁷Also at University of Visva-Bharati, Santiniketan, India
- ³⁸Also at Institute of Physics, Bhubaneswar, India
- ³⁹Also at Deutsches Elektronen-Synchrotron, Hamburg, Germany
- ⁴⁰Also at Isfahan University of Technology, Isfahan, Iran
- ⁴¹Also at Sharif University of Technology, Tehran, Iran
- ⁴²Also at Department of Physics, University of Science and Technology of Mazandaran, Behshahr, Iran
- ⁴³Also at Department of Physics, Faculty of Science, Arak University, ARAK, Iran
- ⁴⁴Also at Italian National Agency for New Technologies, Energy and Sustainable Economic Development, Bologna, Italy
- ⁴⁵Also at Centro Siciliano di Fisica Nucleare e di Struttura Della Materia, Catania, Italy
- ⁴⁶Also at James Madison University, Harrisonburg, Maryland, USA
- ⁴⁷Also at Università degli Studi Guglielmo Marconi, Roma, Italy
- ⁴⁸Also at Scuola Superiore Meridionale, Università di Napoli 'Federico II', Napoli, Italy
- ⁴⁹Also at Fermi National Accelerator Laboratory, Batavia, Illinois, USA
- ⁵⁰Also at Lulea University of Technology, Lulea, Sweden
- ⁵¹Also at Consiglio Nazionale delle Ricerche - Istituto Officina dei Materiali, Perugia, Italy
- ⁵²Also at UPES - University of Petroleum and Energy Studies, Dehradun, India
- ⁵³Also at Institut de Physique des 2 Infinis de Lyon (IP2I), Villeurbanne, France
- ⁵⁴Also at Department of Applied Physics, Faculty of Science and Technology, Universiti Kebangsaan Malaysia, Bangi, Malaysia
- ⁵⁵Also at Trincomalee Campus, Eastern University, Sri Lanka, Nilaveli, Sri Lanka
- ⁵⁶Also at Saegis Campus, Nugegoda, Sri Lanka
- ⁵⁷Also at National and Kapodistrian University of Athens, Athens, Greece
- ⁵⁸Also at Ecole Polytechnique Fédérale Lausanne, Lausanne, Switzerland
- ⁵⁹Also at Universität Zürich, Zurich, Switzerland
- ⁶⁰Also at Stefan Meyer Institute for Subatomic Physics, Vienna, Austria
- ⁶¹Also at Near East University, Research Center of Experimental Health Science, Mersin, Turkey
- ⁶²Also at Konya Technical University, Konya, Turkey
- ⁶³Also at Istanbul Topkapi University, Istanbul, Turkey
- ⁶⁴Also at Izmir Bakircay University, Izmir, Turkey

-
- ⁶⁵Also at Adiyaman University, Adiyaman, Turkey
- ⁶⁶Also at Bozok Universitetesi Rektörlüğü, Yozgat, Turkey
- ⁶⁷Also at Istanbul Sabahattin Zaim University, Istanbul, Turkey
- ⁶⁸Also at Marmara University, Istanbul, Turkey
- ⁶⁹Also at Milli Savunma University, Istanbul, Turkey
- ⁷⁰Also at Informatics and Information Security Research Center, Gebze/Kocaeli, Turkey
- ⁷¹Also at Kafkas University, Kars, Turkey
- ⁷²Now at Istanbul Okan University, Istanbul, Turkey
- ⁷³Also at Istanbul University - Cerrahpasa, Faculty of Engineering, Istanbul, Turkey
- ⁷⁴Also at Istinye University, Istanbul, Turkey
- ⁷⁵Also at School of Physics and Astronomy, University of Southampton, Southampton, United Kingdom
- ⁷⁶Also at Monash University, Faculty of Science, Clayton, Australia
- ⁷⁷Also at Università di Torino, Torino, Italy
- ⁷⁸Also at Karamanoğlu Mehmetbey University, Karaman, Turkey
- ⁷⁹Also at California Lutheran University, Thousand Oaks, California, USA
- ⁸⁰Also at California Institute of Technology, Pasadena, California, USA
- ⁸¹Also at United States Naval Academy, Annapolis, Maryland, USA
- ⁸²Also at Bingol University, Bingol, Turkey
- ⁸³Also at Georgian Technical University, Tbilisi, Georgia
- ⁸⁴Also at Sinop University, Sinop, Turkey
- ⁸⁵Also at Erciyes University, Kayseri, Turkey
- ⁸⁶Also at Horia Hulubei National Institute of Physics and Nuclear Engineering (IFIN-HH), Bucharest, Romania
- ⁸⁷Now at another institute formerly covered by a cooperation agreement with CERN
- ⁸⁸Also at Hamad Bin Khalifa University (HBKU), Doha, Qatar
- ⁸⁹Also at Yerevan Physics Institute, Yerevan, Armenia
- ⁹⁰Also at Imperial College, London, United Kingdom