



# Electroweak, QCD and flavour physics studies with ATLAS data from Run 2 of the LHC

The ATLAS Collaboration

A summary of precision measurements sensitive to electroweak, QCD and quark-flavour effects performed by the ATLAS Collaboration at the Large Hadron Collider is reported. The measurements are predominantly performed on proton–proton ( $pp$ ) collision data recorded at a centre-of-mass energy of 13 TeV taken from 2015 to 2018, with an integrated luminosity of up to  $140 \text{ fb}^{-1}$ , with some results based on  $pp$  and Pb+Pb data recorded at lower nucleon centre-of-mass energies. The results cover a wide range of topics, from strong production of particles at low energies and the spectroscopy of hadrons to perturbative QCD with hadronic jets and electroweak and strong production of single and multiple vector bosons. They provide precise measurements of fundamental constants and stringent tests of the Standard Model with unprecedented precision and in energy ranges never explored before. They are also used to explore the proton structure and to perform model-independent searches for new physics.

# Contents

|           |  |           |
|-----------|--|-----------|
| <b>1</b>  | <b>Introduction</b>  | <b>3</b>  |
| <b>2</b>  | <b>ATLAS detector in Run 2 of the LHC</b>  | <b>4</b>  |
| <b>3</b>  | <b>Run 2 detector performance</b>  | <b>7</b>  |
| <b>4</b>  | <b>Total, elastic and inelastic <math>pp</math> cross-section measurements</b>         | <b>8</b>  |
| <b>5</b>  | <b>Production of charged particles in <math>pp</math> interactions</b>                 | <b>10</b> |
| 5.1       | Charged-particle distributions   | 10        |
| 5.2       | Underlying event studies   | 12        |
| <b>6</b>  | <b>Inclusive production of jets</b>  | <b>13</b> |
| 6.1       | Inclusive jet and dijet cross-section measurements                                     | 14        |
| 6.2       | Event shapes and azimuthal correlations in multijet events                             | 14        |
| 6.3       | Properties of jet formation and structure  | 17        |
| <b>7</b>  | <b>QCD studies based on measurements with isolated photons</b>                         | <b>20</b> |
| <b>8</b>  | <b>Strong and electroweak production of single gauge bosons</b>                        | <b>22</b> |
| 8.1       | Inclusive $W$ and $Z$ production in early Run 2 data                                   | 23        |
| 8.2       | $W$ and $Z$ transverse momentum and $\phi_\eta^*$                                      | 23        |
| 8.3       | Precise 2D $Z$ cross-section measurement in full phase space                           | 24        |
| 8.4       | $Z$ bosons in association with highly energetic jets                                   | 25        |
| 8.5       | $Z$ bosons in association with $b$ -jets   | 25        |
| 8.6       | $W$ boson in association with a $D$ meson  | 27        |
| 8.7       | Determination of PDFs from diverse ATLAS measurements                                  | 28        |
| 8.8       | Electroweak production of dijets in association with a $Z$ boson                       | 28        |
| <b>9</b>  | <b>Strong and electroweak production of two gauge bosons</b>                           | <b>29</b> |
| 9.1       | $W^\pm Z$ production and observation of joint-polarisation states                      | 30        |
| 9.2       | $W^+W^-$ production  | 31        |
| 9.3       | Measurement of the $ZZ$ cross-sections   | 32        |
| 9.4       | Measurements of the 4-lepton cross-section and polarisation                            | 34        |
| 9.5       | Measurements of the $Z\gamma$ cross-sections, inclusively and in association with jets | 35        |
| 9.6       | Combined SMEFT analysis  | 36        |
| 9.7       | Observation of electroweak production of two gauge bosons                              | 36        |
| <b>10</b> | <b>Production of three gauge bosons</b>  | <b>40</b> |
| <b>11</b> | <b>Photon–photon interactions</b>  | <b>42</b> |
| 11.1      | Production of lepton pairs   | 43        |
| 11.2      | Light-by-light scattering  | 45        |
| 11.3      | Exclusive $W$ boson pair production  | 46        |

|   |           |
|---|-----------|
| <b>12 Measurements of fundamental parameters of the SM</b>  | <b>47</b> |
| 12.1 Reanalysis of the W mass measurement   | 47        |
| 12.2 Determination of $\alpha_s$ from Z boson $p_T$   | 48        |
| 12.3 Measurement of the Z boson invisible width   | 49        |
| <b>13 Precision measurements of <math>b</math>-hadron decays in searches for contributions from new physics</b> | <b>50</b> |
| 13.1 CP violation with $B_s \rightarrow J/\psi \phi$  | 50        |
| 13.2 Rare $B_{(s)}^0 \rightarrow \mu^+ \mu^-$ decays: measurement of branching fractions                        | 51        |
| 13.3 Measurement of the $B_s \rightarrow \mu\mu$ effective lifetime   | 52        |
| <b>14 Probing QCD with heavy-flavour hadrons</b>  | <b>53</b> |
| 14.1 Precision measurement of $B_c^+ \rightarrow J/\psi D_s^{(*)+}$ decays                                      | 53        |
| 14.2 Charmonium production measurements   | 54        |
| 14.3 Studies of exotic hadron states  | 56        |
| <b>15 Conclusion</b>  | <b>60</b> |

## 1 Introduction

Collisions of protons at the Large Hadron Collider (LHC) at the energy and luminosity frontier, provide a unique opportunity to study the strong, quantum chromodynamics (QCD), and electroweak (EW) interactions in unprecedented detail. Run 1 of the LHC left a legacy of pioneering Standard Model (SM) measurements, covering the inclusive production of photons, jets, massive single gauge bosons and pairs of gauge bosons and the first electroweak production processes were established. Hadronic event shapes and the substructure of jets were studied, as well as processes at energy scales below where perturbative QCD (pQCD) is applicable. Precision studies of  $b$ -hadrons and first measurements of fundamental SM parameters ( $W$  mass, Weinberg angle and the strong coupling constant) were performed. With the start of the LHC Run 2 in 2015, partial data samples were used to probe the energy dependence of the cross-sections of basic SM processes and establish some rarer processes for the first time. From 2018 onwards, with the full Run 2 data sample available, ATLAS is able to probe new kinematic regions previously inaccessible to measurements and perform more differential measurements. New rare processes, especially in the electroweak sector, are accessible and the measurement of their differential distributions have allowed ATLAS to perform model-independent searches for new physics.

For Run 2, the LHC increased the centre-of-mass energy ( $\sqrt{s}$ ) in  $pp$  collisions from 8 to 13 TeV. A significant increase in the beam intensity allowed more luminosity to be collected, but also led to a significant increase in the mean number of  $pp$  interactions per bunch crossing (pile-up), with correspondingly higher particle multiplicities and trigger rates. This effect was only partially offset by the reduction of the bunch spacing from 50 ns to 25 ns and required the development of many new techniques to mitigate the adverse effects of these conditions on the measurements.

In parallel with the increased statistical and systematic precision and the increased energy reach, the accuracy of theoretical predictions have substantially advanced for both Monte Carlo (MC) simulations [1] and fixed-order calculations. Regarding the former, the combination of next-to-leading order (NLO) in pQCD with a parton shower (PS) is now considered the standard for most analyses and the first predictions at next-to-next-leading order (NNLO) merged with a PS (NNLO+PS) are available. Substantial modelling and computational progress has also been achieved in multi-leg MC generators that combine matrix elements

(ME) of various orders in pQCD with a PS [2, 3]. New developments aim for next-to-leading-logarithmic (NLL) PS accuracy [4]. Higher-order EW corrections are increasingly included in MC generators and fixed-order predictions [5–7]. For fixed-order calculations of  $2 \rightarrow 2$  processes, NNLO is now the standard and often combined with next-to-next-to-leading logarithmic (NNLL) order as NLL/NNLL resummation. First NNLO calculations for  $2 \rightarrow 3$  processes [8, 9] and N<sup>3</sup>LO and N<sup>3</sup>LL calculations for  $2 \rightarrow 2$  processes [10] have been published. In addition, different settings of model parameters optimised to reproduce experimental results based on the LHC Run 1 data are used in the simulation of QCD phenomena at low energy scales [11, 12]. While infrared-safe algorithms are routinely used for inclusive jets at the LHC, a variety of such algorithms has now also been developed for flavoured jets [13–15].

The measurements described in this paper, unless stated otherwise, are based on the  $pp$  data sample recorded at  $\sqrt{s} = 13$  TeV corresponding to an integrated luminosity of  $140.1 \pm 1.2 \text{ fb}^{-1}$  [16]. Some results are based on  $pp$  and lead–lead (Pb+Pb) data recorded at lower nucleon centre-of-mass energies. This review covers measurements published until spring 2024.

This paper is organised as follows. The ATLAS detector and its performance are described in Sections 2 and 3, respectively. Section 4 describes the total, elastic and inelastic  $pp$  cross-section measurements. Measurements of inclusive production of charged particles down to low energies are discussed in Section 5. Sections 6 and 7 summarise measurements with inclusive jets and isolated photons, respectively. Section 8 presents the measurements of single gauge ( $W$  or  $Z$ ) bosons, while the measurements involving the production of two and three gauge bosons are summarised in Sections 9 and 10, respectively. Measurements involving photon–photon interactions are summarised in Section 11. These photon-induced measurements utilise  $pp$  collisions, but also Pb+Pb collision data recorded in 2015 and 2018. Measurements of fundamental parameters of the SM are presented in Section 12. Sections 13 and 14 discuss the studies of heavy-flavour hadrons, including charmonium and exotic states. Finally, Section 15 summarises the conclusions of the paper.

## 2 ATLAS detector in Run 2 of the LHC

The ATLAS detector [17] at the LHC covers nearly the entire solid angle around the collision point.<sup>1</sup> It consists of an inner tracking detector surrounded by a thin superconducting solenoid, electromagnetic (EM) and hadron calorimeters, and a muon spectrometer incorporating three large superconducting air-core toroidal magnets. ATLAS is also equipped with several forward detectors that monitor collision conditions, provide instantaneous luminosity estimates and measure particles scattered at small angles.

The inner-detector system (ID) is immersed in a 2 T axial magnetic field and provides charged-particle tracking in the range of  $|\eta| < 2.5$ . The high-granularity silicon pixel detector covers the vertex region and typically provides four measurements per track, the first hit normally being in the insertable B-layer (IBL) installed before Run 2 [18, 19]. It is followed by the silicon microstrip tracker, which usually provides eight measurements per track. These silicon detectors are complemented by the transition radiation tracker (TRT), which enables radially extended track reconstruction up to  $|\eta| = 2.0$ . The TRT also provides

---

<sup>1</sup> ATLAS uses a right-handed coordinate system with its origin at the nominal interaction point (IP) in the centre of the detector and the  $z$ -axis along the beam pipe. The  $x$ -axis points from the IP to the centre of the LHC ring, and the  $y$ -axis points upwards. Cylindrical coordinates  $(r, \phi)$  are used in the transverse plane, where  $\phi$  being the azimuthal angle around the  $z$ -axis and  $r$  is the distance from the IP in the transverse plane. The pseudorapidity is defined in terms of the polar angle  $\theta$  as  $\eta = -\ln \tan(\theta/2)$ . Angular distance is measured in units of  $\Delta R \equiv \sqrt{(\Delta\eta)^2 + (\Delta\phi)^2}$ .



electron identification information based on the fraction of hits (typically 30 in total) above a higher energy-deposit threshold corresponding to transition radiation.

The calorimeter system covers the pseudorapidity range of  $|\eta| < 4.9$ . Within the region  $|\eta| < 3.2$ , EM calorimetry is provided by barrel and endcap high-granularity lead/liquid-argon (LAr) calorimeters, with an additional thin LAr presampler covering  $|\eta| < 1.8$  to correct for energy loss in material upstream of the calorimeters. Hadron calorimetry is provided by the steel/scintillator-tile calorimeter, segmented into three barrel structures within  $|\eta| = 1.7$ , and two copper/LAr hadron endcap calorimeters. The solid angle coverage is completed with forward copper/LAr and tungsten/LAr calorimeter modules optimised for EM and hadronic energy measurements, respectively.

The muon spectrometer (MS) comprises separate trigger and high-precision tracking chambers measuring the deflection of muons in a magnetic field generated by the superconducting air-core toroidal magnets. The field integral of the toroids ranges between 2.0 and 6.0 T m across most of the detector. Three layers of precision chambers cover the region  $|\eta| < 2.7$ . They consist of layers of monitored drift tubes, complemented by cathode-strip chambers in the forward region, where the background is highest. The muon trigger system covers the range of  $|\eta| < 2.4$  with resistive-plate chambers in the barrel, and thin-gap chambers in the endcap regions.

The ALFA detector [20] is a specific part of the ATLAS experiment designed to measure the trajectory of elastically scattered protons during dedicated runs with special LHC optics. Because the elastic scattering typically leads to deviations in the proton trajectory by very small angles, these detectors are placed close to the beam and far from the IP. Two stations with scintillating fibre detectors are placed on either side of the central ATLAS detector, located at distances of  $\pm 237$  m (inner stations) and  $\pm 245$  m (outer stations) from the IP. The detectors are housed in ‘Roman pots’ (RPs), an upper one and a lower one, which are movable and can approach the circulating beam in the vertical direction to within 1 mm.

The ATLAS forward proton (AFP) spectrometer [21] is designed to measure protons emerging intact from the interactions with significant energy loss, for example, from photon-induced  $pp$  interactions. The AFP system consists of four tracking units located along the beam pipe at  $\pm 205$  m and  $\pm 217$  m from the IP, referred to as near and far stations, respectively. Each station houses a silicon tracker comprising four planes of edgeless silicon pixel sensors. Movable RPs at each station insert the tracker along the  $x$  direction in the beam pipe. Data taking with the AFP commences once the trackers are at a position where the innermost silicon edge is within 2 mm of the beam centre during stable beams.

The ATLAS zero-degree calorimeters (ZDC) consist of four longitudinal compartments on each side of the IP, each with one nuclear interaction length of tungsten absorber, with the Cherenkov light read out by 1.5 mm quartz rods. The detectors are located 140 m from the IP in both directions, covering  $|\eta| > 8.3$ . They detect neutral particles such as neutrons emitted from interacting nuclei.

The ATLAS minimum-bias trigger scintillators (MBTS) consist of scintillator slats positioned between the ID and the endcap calorimeters, with each side having an outer ring of four slats segmented in azimuthal angle, covering  $2.07 < |\eta| < 2.76$ , and an inner ring of eight slats, covering  $2.76 < |\eta| < 3.86$ .

The ATLAS LUCID-2 detector [22] consists of 32 photomultiplier tubes for luminosity measurements and luminosity monitoring. Its two modules are placed symmetrically at about  $\pm 17$  m from the IP.

Interesting events are selected by the first-level trigger system (L1) implemented in custom hardware, followed by selections made by algorithms implemented in software in the high-level trigger (HLT) [23]. The first-level trigger reduces the rate of accepted events from the 40 MHz bunch crossing rate to below 100 kHz, which the high-level trigger further reduces to record events to disk at about 1 kHz.

Most of the analyses described in this report use events recorded with single-lepton (electron or muon), single-photon or single-jet triggers [24–27]. Figure 1(a) shows the evolution of the single-electron trigger efficiency as a function of pile-up during Run 2. The trigger efficiency was almost independent of the pile-up towards the end of Run 2.

Some measurements make use of dilepton and diphoton trigger configurations, benefiting from lower  $p_T$  thresholds compared to the corresponding thresholds of single-object triggers. In particular, the  $B$  hadron physics programme of ATLAS is mostly based on events triggered by the presence of two muons at L1 that are subsequently reconstructed in the HLT and successfully fit to a common vertex. Starting from late 2016, a new topological processor was introduced, allowing a selection based on various kinematic properties of L1 objects to be applied. To reduce the L1 dimuon trigger rates, the two triggering L1 muon objects were required to satisfy both  $\Delta R$  and invariant mass criteria. With those improvements the  $p_T$  thresholds on muons in such triggers were maintained mostly at the level of 4–6 GeV during Run 2 (with the lowest-threshold running typically at the end of LHC fills when the instantaneous luminosity drops sufficiently). Certain analyses still gain much of their sensitivity from earlier data where most of events were collected with the triggers having 4 GeV threshold for both the muons. Figure 1(b) shows the dimuon invariant mass distribution for events collected by various triggers of this type. To further reduce the dimuon trigger rate at HLT and to achieve as low a muon  $p_T$  as possible, some triggers used the information about other ID tracks to reconstruct the full final states of particular  $B$  hadron decays, such as  $B_s^0 \rightarrow J/\psi(\mu^+\mu^-)\phi(K^+K^-)$ .

An extensive software suite [28] is used in data simulation, in the reconstruction and analysis of real and simulated data, in detector operations, and in the trigger and data acquisition systems of the experiment. To cope with a fourfold increase of the peak LHC luminosity from 2015 to 2018, and a similar increase in the number of interactions per beam-crossing to about 60, trigger and offline reconstruction algorithms were optimised to control the rates and retain a high efficiency for physics analyses.

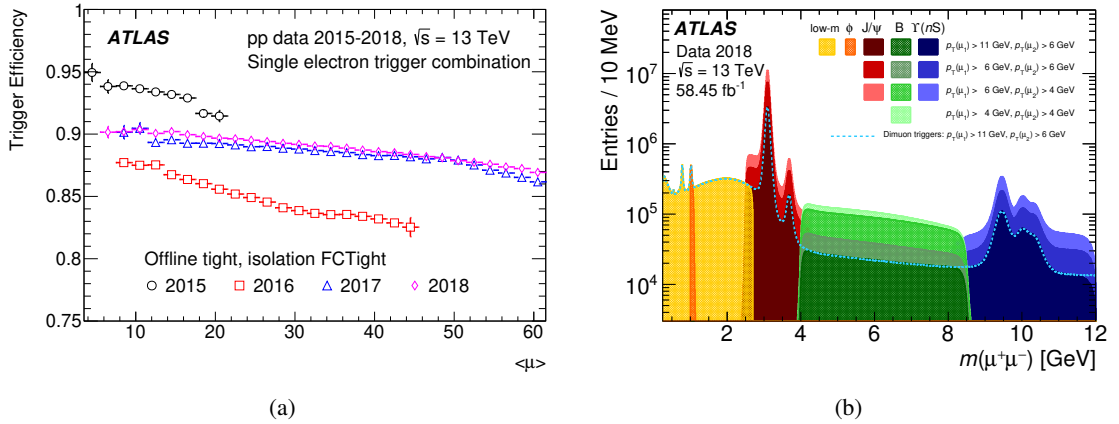


Figure 1: (a) Evolution of the single-electron trigger efficiency as a function of the pile-up during Run 2 [24]. (b) Distribution of the offline dimuon invariant mass for events collected by various dimuon triggers corresponding to different mass ranges (shown in different colours) and different muon  $p_T$  thresholds (different shades) in 2018 data taking [25]. The dashed line represents the events collected by the lowest unpre-scaled dimuon trigger that is inclusive of the full mass range of interest.

### 3 Run 2 detector performance

Several upgrades were made to the ATLAS detector between Run 1 and Run 2. A major improvement of the ID system was the installation of a fourth pixel layer, the IBL [18, 19], together with a new beam pipe in 2014. The IBL provides a hit measurement at an average radius of 33.3 mm, significantly closer to the interaction point than the closest pixel layer in Run 1 (radius of 50.5 mm). It improves significantly the track and vertex reconstruction performance at higher instantaneous luminosities during Run 2 and mitigates the impact of radiation damage to the previous innermost layer of the pixel detector, resulting in improved tagging of jets containing  $b$ -hadrons ( $b$ -tagging),  $\tau$ -lepton identification, and reconstruction of inclusive and exclusive  $b$ - and  $c$ -hadron decays. The improvement in reconstructing the transverse impact parameter of charged-particle tracks, defined as the shortest distance between a track and the beam line in the transverse plane, is shown in Figure 2.

In addition, the reconstruction and calibration of physics objects in ATLAS benefited from several improvements made prior to or during Run 2. Electrons and photons are reconstructed in ATLAS from clusters of energy deposits in the EM calorimeter cells [30]. Electrons are additionally required to have a matching track reconstructed in the ID. The identification of electrons and photons was revisited in Run 2 to capitalise on the improved cell clustering procedure. Muons are identified using information from various parts of the detector, the ID, the MS, and the calorimeters [31]. The performance of the electron, photon and muon reconstruction and identification algorithms was improved to be almost insensitive to the harshening data-taking conditions with increasing pile-up.

Jets in ATLAS are reconstructed using two different input types: topo-clusters formed from energy deposits in calorimeter cells [32], and an algorithmic combination of charged-particle tracks with those topo-clusters, referred to as the ATLAS particle-flow reconstruction method [33]. Figure 3(a) provides a comparison of the relative jet energy resolution for particle-flow jets and jets reconstructed using only calorimeter-based energy information. The latter was the primary jet definition used in ATLAS physics results by the end of Run 2. The resulting improvement in the jet energy resolution at low  $p_T$  is clearly visible. Similarly, systematic uncertainties in the jet energy scale (JES) can reach a sub-percent level for a large range of

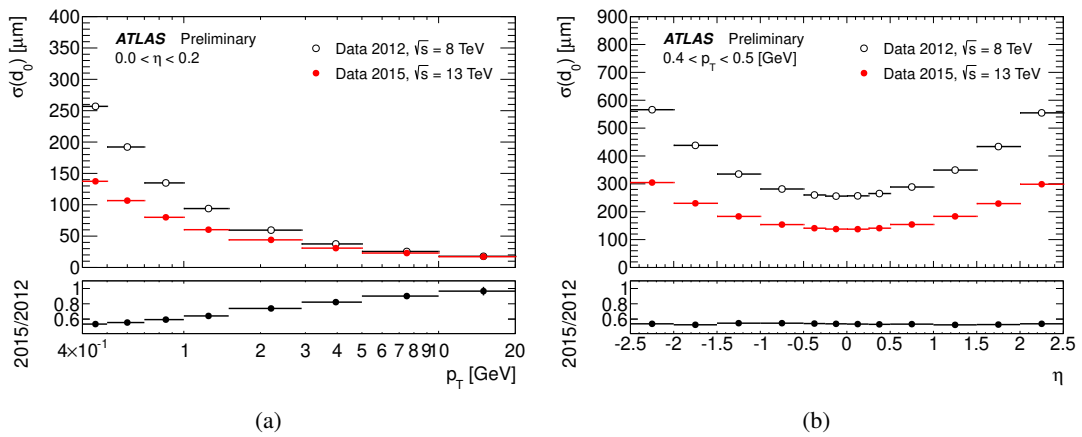


Figure 2: Transverse impact parameter resolution for reconstructed charged-particle tracks measured in 2015 and 2012 data as a function of (a) track  $p_T$  and (b) track  $\eta$  [29]. The lower panels show the ratios of 2015 to 2012.

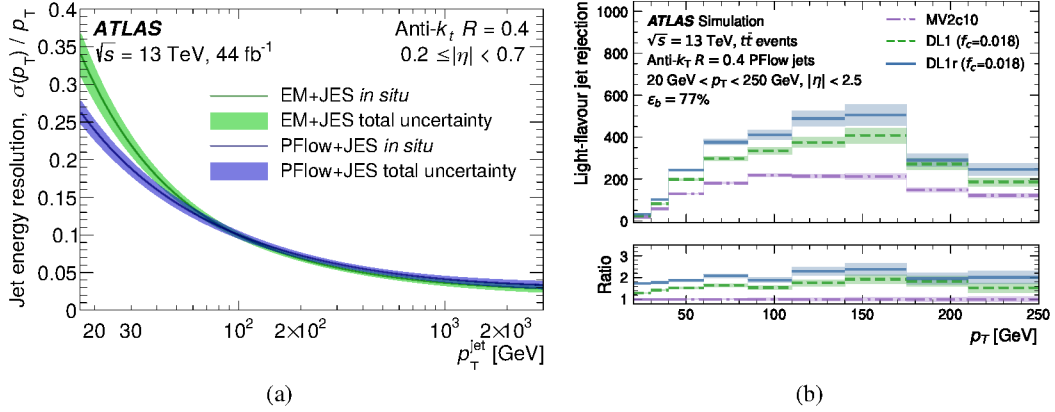


Figure 3: (a) Comparison of the relative jet energy resolution between fully calibrated particle-flow jets (PFlow+JES) and jets reconstructed using only calorimeter-based energy information (EM+JES) as a function of jet  $p_T$  [34]. (b) The factor of light-flavour jet rejection for a given  $b$ -tagging algorithm at a fixed  $b$ -tagging efficiency of 77% as a function of jet  $p_T$  for several high-level taggers: DL1r, DL1 (based on recurrent and deep neural networks), and MV2c10 (based on boosted decision trees) [35]. The lower panel shows the ratios of the taggers to MV2c10.

high- $p_T$  jets [34].

The  $b$ -jet identification combines the results of several low-level algorithms with multivariate classifiers into high-level algorithms. The low-level algorithms either exploit the large impact parameters of the tracks originating from the  $b$ -hadron decay products or attempt to directly reconstruct heavy-flavour hadron decay vertices. The analysis of the data from Run 2 of the LHC is marked by improvements and retuning of the low-level algorithms, first introduced during Run 1, but also by the introduction of new low- and high-level algorithms respectively based on recurrent and deep neural networks (NNs) [35]. This yields considerable improvements over previous work [36], which was based on boosted decision trees or likelihood discriminants, as shown in Figure 3(b).

The luminosity determination for the ATLAS detector uses the absolute luminosity scale determined using van der Meer beam separation scans during dedicated LHC fills for each data-taking period, which is extrapolated to the physics data-taking regime using complementary measurements from several luminosity-sensitive detectors [16]. The resulting total uncertainties in the integrated luminosities for each data-taking period of LHC Run 2, including dedicated runs with reduced instantaneous luminosity and Pb+Pb runs, range from 0.9% to 2.1%.

## 4 Total, elastic and inelastic $pp$ cross-section measurements

The total cross-section for  $pp$  interactions ( $\sigma_{\text{tot}}$ ) characterises a fundamental process of the strong interaction. Its energy evolution has been studied at each new range of centre-of-mass energies available. Measurements of  $\sigma_{\text{tot}}$  give unique experimental access to non-perturbative dynamics, which cannot be calculated from first principles.

The total cross-section at the LHC is measured via elastic scattering using the optical theorem:

$$\sigma_{\text{tot}} = 4\pi \text{Im} [f_{\text{el}}(t)]|_{t \rightarrow 0}, \quad (1)$$

which relates  $\sigma_{\text{tot}}$  to the elastic-scattering amplitude extrapolated to the forward direction  $f_{\text{el}}(t)$ , with  $t$  being the four-momentum transfer squared. The total cross-section can be extracted in different ways using the optical theorem. ATLAS uses the luminosity-dependent method that requires a measurement of the luminosity to normalise the elastic cross-section,  $\sigma_{\text{el}}$ . With this method,  $\sigma_{\text{tot}}$  is given by the formula:

$$\sigma_{\text{tot}} = \frac{16\pi}{1 + \rho^2} \left. \frac{d\sigma_{\text{el}}}{dt} \right|_{t \rightarrow 0}, \quad (2)$$

where  $\rho$  represents a small correction arising from the ratio of the real to the imaginary part of the elastic-scattering amplitude in the forward direction. The  $\rho$ -parameter is sensitive not only to the high-energy evolution of the total hadronic cross-section but also to the fundamental structure of the elastic-scattering amplitude. Traditionally, the elastic-scattering amplitude at energies well above 100 GeV is believed to be dominated by the  $t$ -channel Pomeron exchange (see e.g. Ref. [37]). In QCD the Pomeron is represented by a two-gluon colourless state with spin-parity-charge quantum numbers  $J^{\text{PC}} = 0^{++}$ . The additional possible presence of a three-gluon colourless state with  $J^{\text{PC}} = 1^{--}$ , the ‘Odderon’ [38], can also influence the value of the  $\rho$ -parameter. Thus, measurements of the  $\rho$ -parameter at the highest energy of the LHC are essential.

ATLAS previously reported a measurement of  $\sigma_{\text{el}}$  and consequently  $\sigma_{\text{tot}}$  at 7 and 8 TeV [39, 40]. The measurements were performed with the ALFA sub-detector of ATLAS. However, those measurements did not extend to the region of very small  $|t|$ -values where the differential cross-section is sensitive to the  $\rho$ -parameter. Such small  $|t|$ -values require measurements of angles in the microradian range, which in turn need even smaller divergence of the beam at the IP.

A new ATLAS measurement of  $\sigma_{\text{tot}}$  using  $pp$  collision data at  $\sqrt{s} = 13$  TeV, corresponding to an integrated luminosity of  $340 \mu\text{b}^{-1}$  [41] extends  $|t|$  by an order of magnitude lower compared to previous ATLAS results. For the first time, the ATLAS measurement reaches the region of small scattering angles where the Coulomb interaction plays an important role. The necessarily small divergence of the beam at the IP is achieved by using very high- $\beta^*$  optics<sup>2</sup> ( $\beta^* = 2.5$  km), producing a large beam spot size but very small beam divergence. From a fit to the differential elastic cross-section, the total cross-section and  $\rho$ -parameter are determined to be:

$$\sigma_{\text{tot}}(pp \rightarrow X) = 104.7 \pm 1.1 \text{ mb}, \quad \rho = 0.098 \pm 0.011.$$

The new ATLAS measurement of  $\rho$  is compatible within uncertainties with the recent TOTEM measurement [42], but the TOTEM value of the total cross-section is about 5% higher, which corresponds to approximately two standard deviation ( $\sigma$ ) tension assuming uncorrelated uncertainties. A similar difference was already observed at 7 and 8 TeV [39, 40]. The difference has been traced back to the normalisation of the differential elastic cross-section as measured by ATLAS and TOTEM.

The new data for  $\sigma_{\text{tot}}$  and  $\rho$  are compared with previous measurements (including lower-energy data), and the energy evolution of these data is analysed in the context of model studies of the evolution in Figure 4. This study shows that the commonly accepted energy evolution as implemented in the COMPETE model [37] is in tension with the 13 TeV elastic-scattering data. Further research is needed to understand whether the low value of  $\rho$  can be attributed to the Odderon or other effects in strong interactions [43].

<sup>2</sup> The  $\beta$ -function determines the variation of the beam envelope around the LHC ring and depends on the focusing properties of the magnetic lattice.

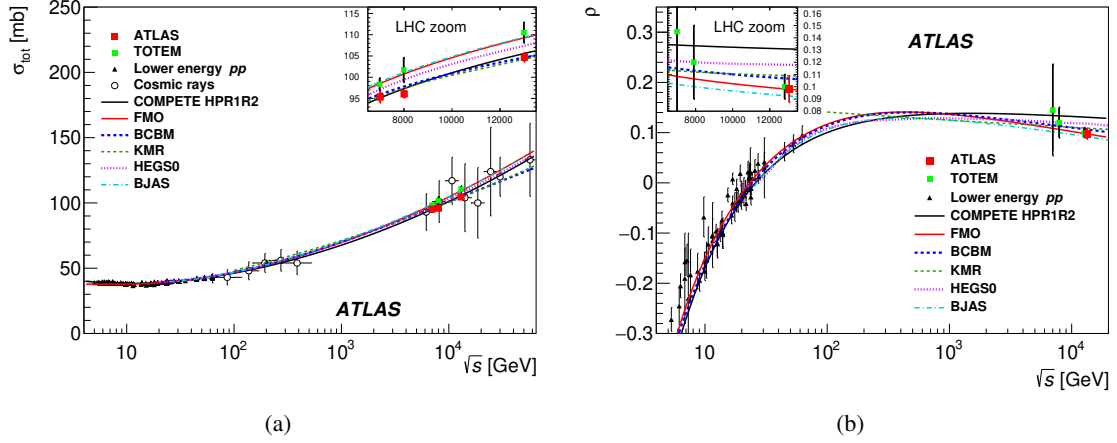


Figure 4: Measurements of (a)  $\sigma_{\text{tot}}$  and (b) the  $\rho$ -parameter at different centre-of-mass energies compared with different model predictions [41].

The ATLAS analysis of  $\sigma_{\text{tot}}$  at 13 TeV also measures the inelastic cross-section, using the relation  $\sigma_{\text{inel}} = \sigma_{\text{tot}} - \sigma_{\text{el}}$ . The result is  $\sigma_{\text{inel}}^{\text{ALFA}} = 77.4 \pm 1.1$  mb. This result using ALFA proton spectrometers can be compared with the ATLAS measurement of the inelastic cross-section using two sets of scintillation counters in a data sample corresponding to an integrated luminosity of  $60 \mu\text{b}^{-1}$  collected in 2015 [44]. In inelastic interactions, one or both protons dissociate as a result of coloured (non-diffractive) or colourless (diffractive) exchange. The counters are insensitive to elastic  $pp$  scattering and diffractive dissociation processes in which neither proton dissociates into a system,  $X$ , of mass  $m_X > 13$  GeV. The measurement is performed in such a fiducial region, and the result is extrapolated to the total inelastic cross-section using models of inelastic interactions:  $\sigma_{\text{inel}}^{\text{MBTS}} = 78.1 \pm 2.8$  mb. The two ATLAS measurements of  $\sigma_{\text{inel}}$  and other LHC measurements at 13 TeV [45, 46] are compatible within uncertainties, while the ALFA measurement is the most precise of the four available LHC measurements.

## 5 Production of charged particles in $pp$ interactions

Measurements of charged-particle distributions in  $pp$  collisions probe the strong interaction in the non-perturbative regime of QCD characterised by small momentum transfers. In this region, charged-particle interactions are typically described by QCD-inspired models implemented in MC event generators and measurements are used to constrain the free parameters of these models. An accurate description of low-energy strong interaction processes is, for example, essential for simulating single  $pp$  interactions to estimate the effects of pile-up at high instantaneous luminosity in hadron colliders.

### 5.1 Charged-particle distributions

Inclusive measurements of primary charged particles with  $p_T > 500$  MeV in  $pp$  collisions at  $\sqrt{s} = 13$  TeV, using data corresponding to an integrated luminosity of approximately  $170 \mu\text{b}^{-1}$  are performed by ATLAS [47]. A follow-up ATLAS analysis [48] extends the measurements to particles with  $p_T > 100$  MeV.

While this nearly doubles the overall number of particles in the kinematic acceptance, the measurements are rendered more difficult due to multiple scattering and imprecise knowledge of the material in the detector. The results are defined only by the final state and include all processes in  $pp$  interactions and no attempt is made to correct for certain types of process such as diffraction. Corrections for detector effects are made to present these measurements as distributions of primary charged particles in a well-defined fiducial phase space region: events are required to have at least one primary charged particle with  $p_T > 500$  MeV, or two with  $p_T > 100$  MeV, and absolute pseudorapidity  $|\eta| < 2.5$  to be within the geometrical acceptance of the tracking detector.

The measured charged-particle multiplicities are shown in Figure 5. The data are compared with predictions from various MC generators. The results highlight clear differences between MC models and the measured distributions. Among the models considered, EPOS [12] reproduces the data the best, PYTHIA 8 [49] give reasonable descriptions of the data and QGSJET-II [50] provides the worst description of the data.

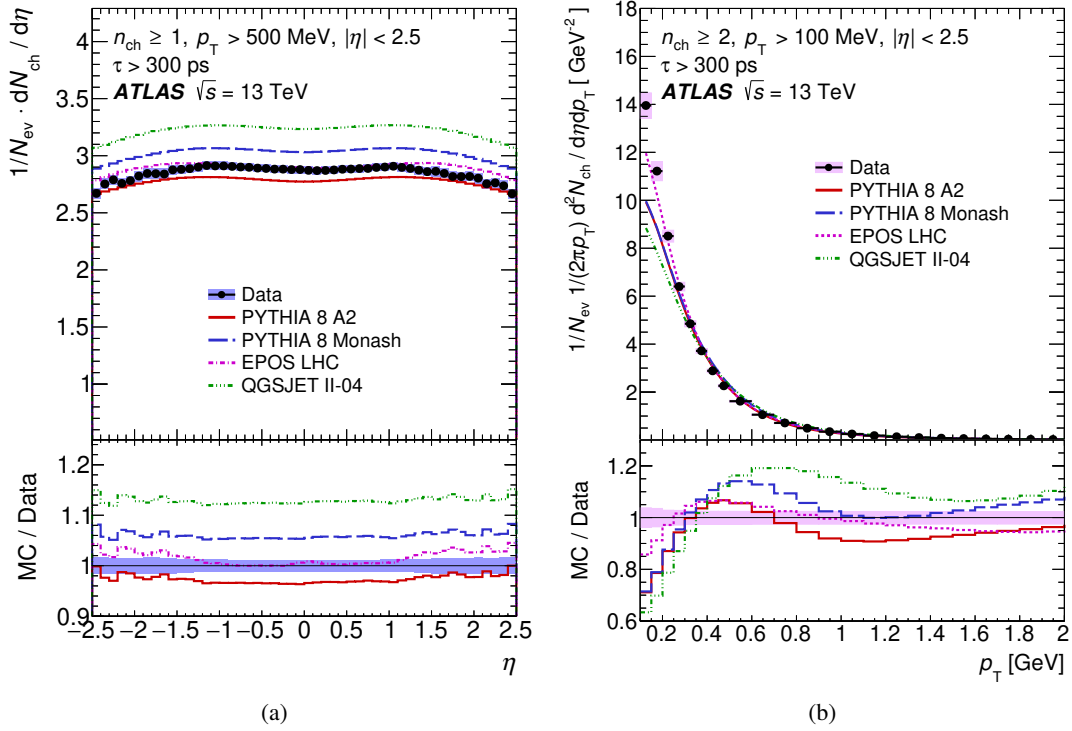


Figure 5: (a) Primary charged-particle multiplicities as a function of pseudorapidity in events with at least one primary charged particle with  $p_T > 500$  MeV and  $|\eta| < 2.5$  [47]. (b) Primary charged-particle multiplicities as a function of transverse momentum in events with at least two primary charged particles with  $p_T > 100$  MeV and  $|\eta| < 2.5$  [48]. The dots represent the data and the curves the different MC model predictions. The lower panels show the ratios of the predictions to the data.



## 5.2 Underlying event studies

A typical ‘hard’  $pp$  collision studied at the LHC consists of a short-distance process and accompanying activity collectively termed the underlying event (UE). Mechanisms that produce the UE include partons not participating in the hard-scattering process (beam remnants), radiation processes and additional hard and semi-hard scatters in the same  $pp$  collision, termed multiple parton interactions (MPI). Phenomenological models are required to describe these processes using several free parameters determined from experiment.

It is impossible to uniquely separate the UE from the hard scattering process on an event-by-event basis, but observables can be defined that are particularly sensitive to the properties of the UE. Typically, an object with high transverse momentum such as a  $Z$  boson or the leading  $p_T$  charged-particle is identified. The UE activity is then characterised relative to the scale of the momentum transfer in the hard interaction and the azimuthal distribution of energy and particle flow.

The ATLAS measurements of UE activity at  $\sqrt{s} = 13$  TeV exploit distributions constructed using charged particles with  $|\eta| < 2.5$  and with  $p_T > 500$  MeV, in events with at least one such charged particle with transverse momentum above 1 GeV [51], or in events containing two muons originating from the decay of a singly produced  $Z$  boson [52]. These measurements use the established form of UE observables, in which the azimuthal plane of the event is segmented into several distinct regions with differing sensitivities to the UE (Figure 6). In particular, the two transverse regions, defined relative to the leading particle (either the  $Z$  boson or the highest  $p_T$  track), are differentiated on an event-by-event basis by their scalar sum of charged-particle  $p_T$ . The one with the larger sum is labelled trans-max and the other trans-min. The trans-min region is most sensitive to the UE activity because it contains less activity from hard jets. Several distributions are studied to understand the UE activity, including mean densities of charged-particle multiplicity and the mean scalar  $p_T$  sum of charged particles per unit  $\eta-\phi$ .

The topology of the tracks in the event can be further characterised by the transverse thrust

$$T_{\perp} = \frac{\sum_i |p_{T,i} \cdot \hat{n}|}{\sum_i |p_{T,i}|}, \quad (3)$$

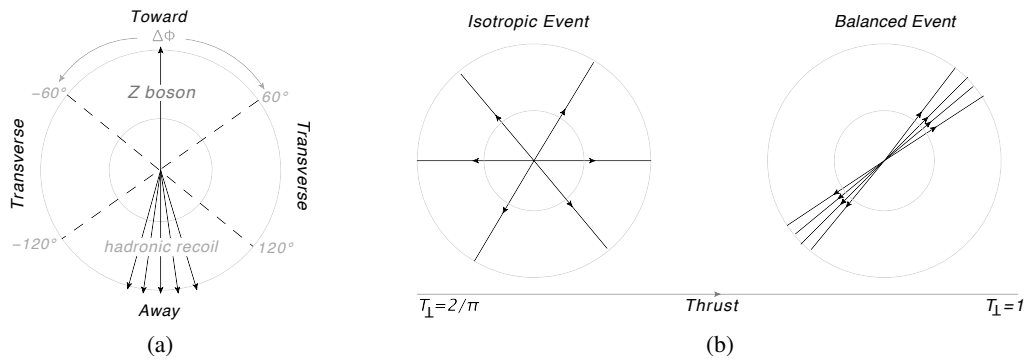


Figure 6: (a) Illustration of away, transverse, and towards regions in the transverse plane defined relative to the direction of a high transverse momentum object (a  $Z$  boson, for example). (b) Illustration of an isotropic and a balanced event topology in the transverse plane with their corresponding values of thrust.



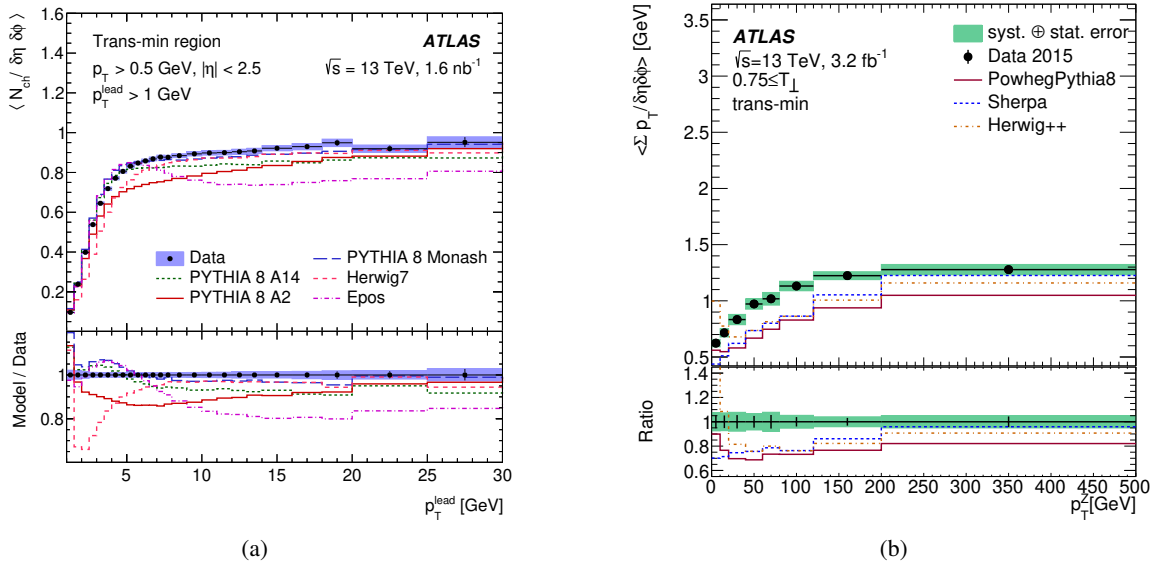


Figure 7: (a) Mean density of charged-particle multiplicity as a function of leading charged-particle  $p_T$  in the trans-min azimuthal region [51]. (b) Mean scalar  $p_T$  sum of charged particles as a function of the Z boson  $p_T$  for  $T_\perp \geq 0.75$  in the trans-min azimuthal region [52]. The lower panels show the ratios of the predictions to the data.

where the thrust axis  $\hat{n}$  is the unit vector that maximizes  $T_\perp$ . The transverse thrust has a maximum value of one for a back-to-back dijet topology and a minimum value of  $2/\pi$  for a circularly symmetric distribution of particles in the transverse plane, as illustrated in Figure 6.

Examples of measured UE distributions are shown in Figure 7. The prominent features are a turn-on effect, i.e., the rising activity as a function of the hard-scatter scale (here the Z boson  $p_T$  or leading charged particle  $p_T$ ), and a saturation of the activity at higher values of  $p_T$ . Comparisons with predictions from several commonly used MC generator configurations indicate that for most observables the models show significant deviations from the data distributions regardless of the observable. In particular, events with higher values of  $T_\perp$  show that the simulation of contributions other than MPI to the UE activity needs to be improved.

## 6 Inclusive production of jets

Precise measurements of processes with jets are crucial in understanding physics at hadron colliders. In QCD, jets are interpreted as resulting from the fragmentation of quarks and gluons produced in a short-distance hard scattering process. Jet cross-sections provide valuable information about the strong coupling constant,  $\alpha_s$ , and the structure of the proton. In addition, jet formation is a complex multi-scale problem, including important contributions from QCD effects that cannot be described by perturbation theory alone. In the measurements described below, jets are identified using the anti- $k_t$  algorithm [53, 54] with a radius parameter value of  $R = 0.4$ , unless stated otherwise.

## 6.1 Inclusive jet and dijet cross-section measurements

Inclusive jet and dijet cross-sections are measured in  $pp$  collisions at  $\sqrt{s} = 13$  TeV in ATLAS [55]. The measurements use a data sample with an integrated luminosity of  $3.2 \text{ fb}^{-1}$  recorded in 2015. The inclusive jet cross-sections are measured double-differentially as a function of the jet transverse momentum and rapidity. The double-differential dijet production cross-sections are presented as a function of the dijet mass and the half absolute rapidity separation between the two leading jets. Figure 8 shows the measured inclusive jet and dijet cross-sections and the corresponding ratios of the predictions to the data for the inclusive jet measurement. Overall, fair agreement between the measured cross-sections (that span several orders of magnitude) and the fixed-order NNLO pQCD calculations, corrected for non-perturbative and electroweak effects, is observed. For example, in the case of jet cross-sections in individual jet rapidity bins independently, the  $p$ -values are in the percent range. However, when considering data points from all jet transverse momentum and rapidity regions in the inclusive jet measurement, a significant tension between data and theory is observed. Resolving this tension requires a good understanding of the correlations of the experimental and theoretical systematic uncertainties in jet  $p_T$  and rapidity.

## 6.2 Event shapes and azimuthal correlations in multijet events

Event shapes are a class of observables that describe the dynamics of energy flow in multijet final states. These observables are sensitive to different aspects of the theoretical description of these strong-interaction processes. They are usually defined to be infrared and collinear safe, which enables their calculation in pQCD. They can therefore be used to precisely test pQCD calculations and additionally to extract the value of  $\alpha_s$ . Hard, wide-angle radiation is studied by investigating the tails of the event-shape distributions. These configurations are sensitive to higher-order corrections to the dijet cross-section. Other regions of the event-shape distributions provide information about anisotropic, back-to-back configurations, which are sensitive to the details of the resummation of soft logarithms in the theoretical predictions.

Event-shape observables are measured in  $pp$  collisions at the LHC by the ALICE, CMS and ATLAS Collaborations [56–60]. In the ATLAS study at  $\sqrt{s} = 13$  TeV, different event-shape variables are investigated to probe the properties of the multijet energy flow at the TeV energy scale [61]. The distributions of event-shape observables are normalised to the inclusive two-jet cross-section to reduce correlated experimental uncertainties. Measurements are compared with fixed-order matrix elements matched to parton shower MC predictions. An example of such an event-shape distribution, shown in Figure 9, is the transverse thrust,  $\tau_{\perp} = 1 - T_{\perp}$ , where  $T_{\perp}$  is defined according to Eq. (3). Lower values of  $\tau_{\perp}$  indicate a back-to-back, ‘dijet-like’ configuration, and higher values of  $\tau_{\perp}$  indicate a larger energy flow orthogonal to the thrust axis. All the predictions qualitatively describe the main features of the data, but none of them gives a good description of all distributions within the experimental uncertainties. The discrepancies between data and all the MC samples investigated show that further refinement of the current MC predictions is needed to describe the data in some regions, particularly at high jet multiplicities. Moreover, these discrepancies show that these data provide a powerful testing ground for the understanding of the strong interaction at high energies.

A particularly interesting event-shape observable is the transverse energy–energy correlation (TEEC) function, defined as the transverse-energy-weighted distribution of the azimuthal differences between jet

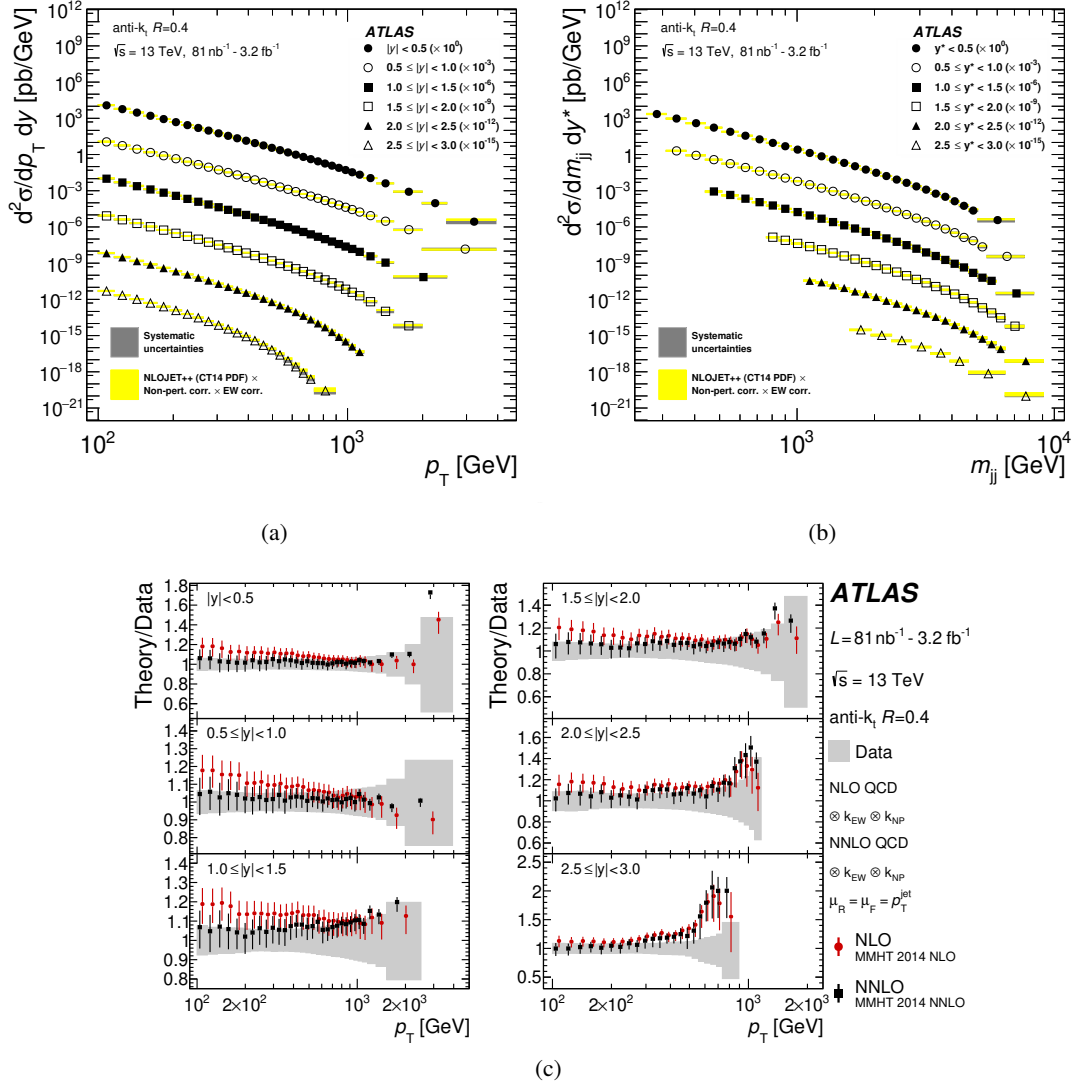


Figure 8: The measured (a) inclusive jet and (b) inclusive dijet cross-sections at  $\sqrt{s} = 13$  TeV, shown as a function of the jet transverse momentum or dijet invariant mass in several jet rapidity bins [55]. (c) The ratios of NLO and NNLO pQCD predictions to the measured inclusive jet cross-sections. The theory uncertainties are shown by the lines and the shaded bands show the total data uncertainty including both the systematic and statistical uncertainties.

pairs in the final state, i.e.,

$$\frac{1}{\sigma} \frac{d\Sigma}{d \cos \phi} = \frac{1}{N} \sum_{n=1}^N \sum_{ij} \frac{E_{Ti}^n E_{Tj}^n}{\left( \sum_k E_{Tk}^n \right)^2} \delta(\cos \phi - \cos \varphi_{ij}),$$

where the expression is valid for a sample of  $N$  multijet events, labelled by the index  $n$ , and the indices  $i, j$  and  $k$  run over all jets in a given event. Here,  $\varphi_{ij}$  is the angle in the transverse plane between jet  $i$  and jet  $j$  and  $\delta(x)$  is the Dirac delta function, which ensures  $\phi = \varphi_{ij}$ . The normalisation to the total dijet cross-section,  $\sigma$ , ensures that the integral of the TEEC function over  $\cos \phi$  is unity.

The TEEC function is sensitive to gluon radiation and shows a clear dependence on the strong coupling constant. The recent publication of the NNLO corrections to three-jet production in  $pp$  collisions [8] provides an important improvement in the theoretical precision of predictions of these observables. In particular, the theoretical uncertainties due to the choice of the renormalisation and factorisation scales are significantly reduced as compared to NLO calculations. This allows more precise tests of pQCD and an important reduction of the uncertainty in the determination of the  $\alpha_s$ .

The new ATLAS analysis of TEEC performed at  $\sqrt{s} = 13$  TeV [62] extends previous measurements [63, 64] to higher energy scales  $Q$  and improves the experimental precision. High-energy multijet events are selected by requiring the scalar sum of  $p_T$  of the two leading jets,  $H_{T2}$ , to be above 1 TeV, and the data are binned in this variable to study the scale dependence of these observables. The agreement between data and NNLO pQCD predictions is good, thus providing a precision test of QCD at large  $Q$ . A simultaneous fit to all TEEC distributions across different kinematic regions yields a value  $\alpha_s(m_Z) = 0.1175 \pm 0.0006$  (exp.)  $^{+0.0034}_{-0.0017}$  (theo.). Figure 10 presents  $\alpha_s$  extracted from these fits differentially as a function of  $Q$ , showing a good agreement with the energy-scale dependence of  $\alpha_s$  predicted by the renormalisation group equation and with previous analyses.

A novel class of event shape observables was recently proposed to quantify the isotropy of collider events [65]. These observables, broadly called *event isotropy*, measure how ‘far’ a collider event is from a symmetric radiation pattern in terms of a Wasserstein distance metric [66]. This distance is evaluated by solving optimal transport problems, using the ‘energy-mover’s distance’ [67]. Event isotropies are shown to have increased sensitivity to isotropic multijet events when compared to other event shapes such as the transverse thrust. They are capable of exposing a remote region of QCD phase space that is difficult to model and relevant to many searches for physics beyond the SM (BSM).

ATLAS has measured cross-sections in multijet events at  $\sqrt{s} = 13$  TeV differentially relative to three event-isotropy observables in inclusive bins of jet multiplicity ( $N_{\text{jet}}$ ) and  $H_{T2}$  [68]. The measured data are compared with the predictions of several state-of-the-art MC event generators. Figure 11 shows an

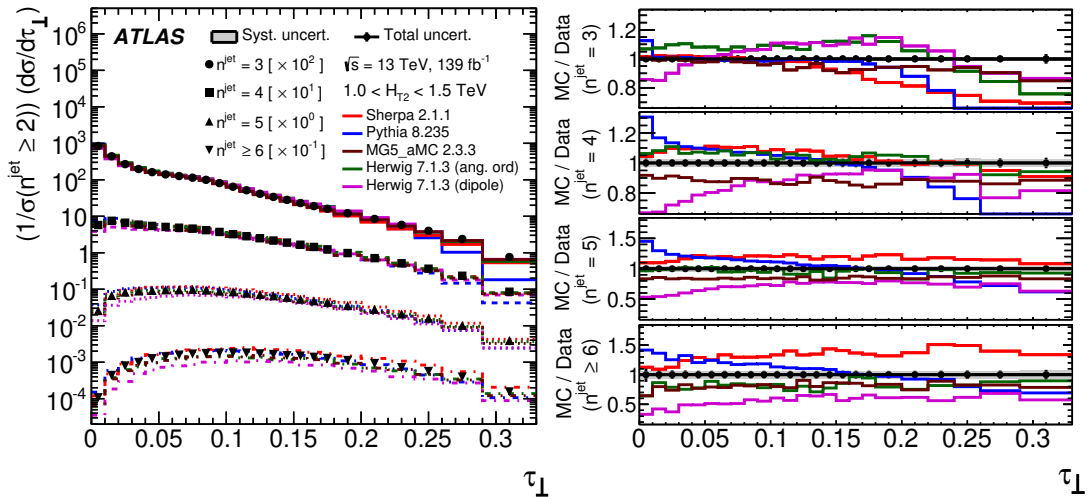


Figure 9: Comparison between data and MC simulation as a function of the transverse thrust  $\tau_{\perp} = 1 - T_{\perp}$  for different jet multiplicities [61]. The panels on the right show the ratios between the MC and the data distributions.

example event isotropy variable measured by ATLAS in the region of  $H_{T2} \geq 1$  TeV and  $N_{\text{jet}} \geq 5$ . Overall, agreement between the unfolded data and the simulated events tends to be best in balanced, dijet-like arrangements and deteriorates in more isotropic configurations.

### 6.3 Properties of jet formation and structure

The study of the internal structure of jets has become a very active area of research at the LHC. The large difference between the energy scale of the hard-scattered parton and the measured final-state hadrons creates a wide phase space for jet fragmentation processes. To fully probe different regions of this phase space, a multitude of jet-substructure measurements is required.

Basic properties of track-based jet fragmentation functions in  $pp$  collisions at  $\sqrt{s} = 13$  TeV are measured by ATLAS [69]. Multiple jet properties, including the charged-particle multiplicity, the momentum fraction carried by charged particles, and angular properties of the radiation pattern inside jets are studied. The forward and central jet spectra are considered separately to study distributions in quark- and gluon-induced jets, as presented in Figure 12(a). The simulations based on the PYTHIA fragmentation model provide a reasonable description of the quark-induced data across the jet  $p_T$  range presented, but the gluon-induced jets have systematically fewer charged particles than the simulation. In addition, measurement of the charged-particle multiplicity using model-independent jet labels (topic modelling) [70] provides a promising alternative to traditional extraction of quark- and gluon-induced jets using input from simulation.

In addition, ATLAS studies the fragmentation properties of jets containing  $B$  mesons at  $\sqrt{s} = 13$  TeV [71]. The  $B$  mesons are reconstructed using the decay of  $B^\pm$  into  $J/\psi K^\pm$ , with the  $J/\psi$  decaying into a pair of muons. The measurement determines the longitudinal and transverse momentum profiles of the reconstructed  $B$  mesons relative to the axes of the jets to which they are geometrically associated. These distributions are measured in intervals of the jet transverse momentum, ranging from 50 GeV to above 100 GeV. The results are compared with several MC predictions using different parton shower and

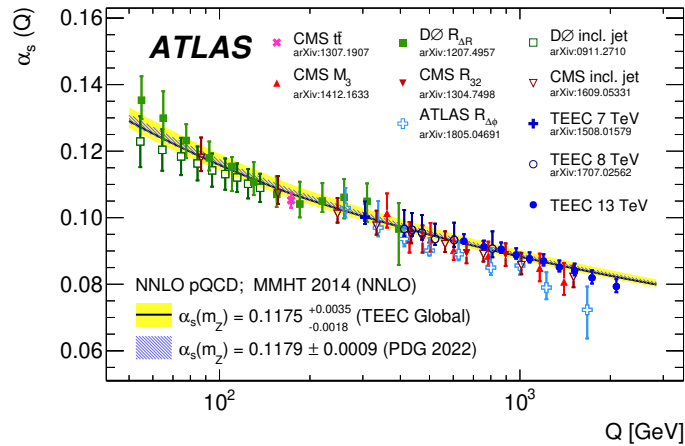


Figure 10: Comparison of the values of  $\alpha_s(Q)$  determined from fits to the TEEC functions with the QCD prediction using the world average as input (hatched band) and the value obtained from the global fit (solid band) [62]. Results from previous analyses, both from ATLAS and from other experiments, are also included, showing an excellent agreement with the current measurements and with the world average.

hadronisation models. This is presented in Figure 12(b). Generally, the best description of the longitudinal profile is provided by the PYTHIA 8 and SHERPA [72] samples making use of the string hadronisation model, which provide similar descriptions for all values of the jet transverse momentum.

The observables sensitive to the fragmentation of  $b$ -quarks into  $b$ -hadrons are also measured in ATLAS from a sample of dileptonic top-quark pair ( $t\bar{t}$ ) events [73]. The measurements provide a test of heavy-quark-fragmentation modelling at the LHC in a system where the top-quark decay products are colour-connected to the proton beam remnants. The unfolded distributions are compared with the predictions of several MC parton-shower generators and sets of tuned generator parameters (tunes). The generators tuned to a combination of lepton- and hadron-collider measurements yield predictions that are found to agree with the observed data.

Grooming techniques systematically remove soft and wide-angle radiation, making the structure of the jet robust against contamination from pile-up, final-state radiation and the underlying event. Jet substructure quantities are measured using jets groomed with the soft-drop grooming procedure [74] in dijet events at  $\sqrt{s} = 13$  TeV with the ATLAS detector [75, 76]. Similar measurements in  $pp$  collisions are performed by the CMS, STAR and ALICE Collaborations [77–79]. Jets are clustered using the anti- $k_t$  algorithm with radius parameter  $R = 0.8$ . Unfolded measurements of several substructure observables are provided for both the calorimeter-based observables and track-based observables. For observables that are sensitive to the angular distribution of radiation within a jet, track-based observables are found to be more precise than calorimeter-based observables, due to the better angular resolution of tracks. The measurements are

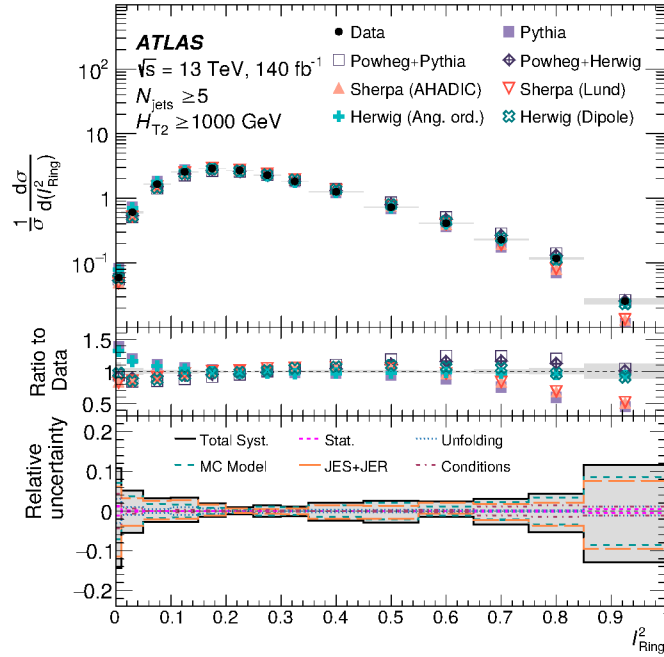


Figure 11: The shape-normalised event-isotropy variable ( $I_{\text{Ring}}^2$ ) cross-sections in data (closed circles), compared with predictions from several MC generators [68]. Events with  $H_{T2} \geq 1$  TeV and  $N_{\text{jet}} \geq 5$  are presented. The least isotropic dijet-like topology is near  $I_{\text{Ring}}^2$  values of 0, and the most isotropic topology is near values of 1. The middle panel shows the ratio of the predictions to data while the bottom panel shows the relative uncertainty.



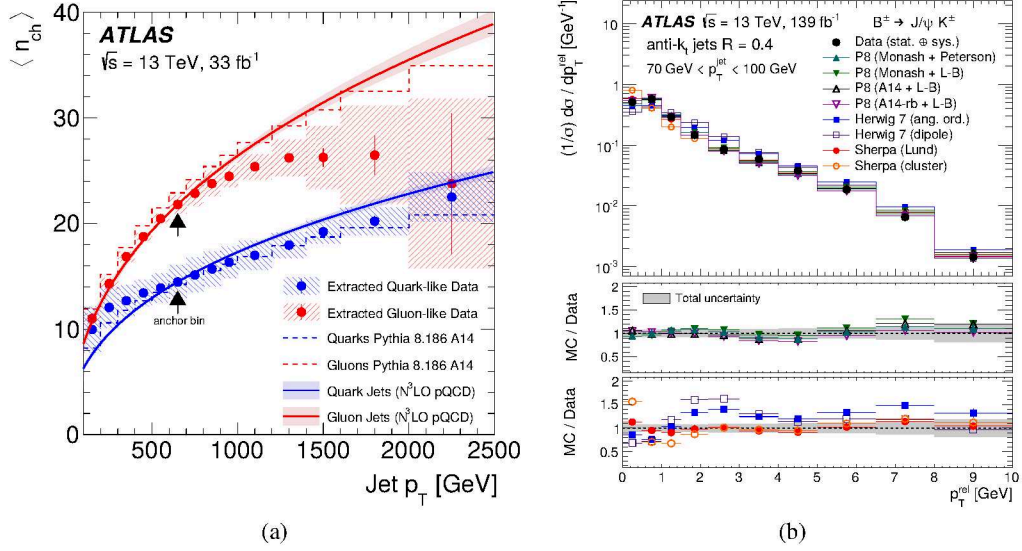


Figure 12: (a) The dependence on jet transverse momentum of the mean charged-particle multiplicity for quark and gluon jets in data and in PYTHIA 8, as well as from a calculation using pQCD. The calculation cannot predict the overall normalisation and therefore the prediction is normalised to the data in the sixth jet  $p_T$  bin, called the anchor bin and indicated by an arrow [69]. (b) Distribution of the transverse momentum profile for  $B$  mesons inside  $b$ -jets relative to the  $b$ -jet axis, together with different predictions from parton shower MC models [71]. The lower panels show the ratios of the predictions to the data.

performed in different pseudorapidity regions, which are then used to extract quark and gluon jet shapes using the predicted quark and gluon fractions in each region. An example jet substructure observable is the jet mass, defined as the norm of the four-momentum sum of constituents inside a jet. The measurement of this observable, shown in Figure 13(a), is performed for a dimensionless version of the jet mass: the relative mass  $\rho = \log(m^2/p_T^2)$ . Overall, all of the parton shower and analytical calculations provide a good description of the data in most regions of phase space.

Groomed large-radius jets ( $R = 1.0$ ) are also studied in ATLAS in events from inclusive multijet and  $t\bar{t}$  production [80]. Dedicated event selections are used to study jets produced by light quarks or gluons, and hadronically decaying top quarks and  $W$  bosons. The observables measured are sensitive to substructure, and therefore are typically used for tagging large-radius jets from boosted massive particles. The data discriminate between the various MC models. Overall, PYTHIA 8 for light-quark/gluon large-radius jet observables, and PYTHIA 8 matched to NLO QCD matrix element generators as well as SHERPA for top quark and  $W$  boson large-radius jet observables, describe the data better than other models. These measurements will be useful in improving the modelling of these substructure variables in MC generators. Since searches that utilise boosted topologies use these observables, or combinations of them, in tagging large-radius jets, a better modelling of them will help to increase the sensitivity of such searches.

In the soft gluon picture of jet formation, a quark or gluon radiates a haze of relatively low energy and statistically independent gluons. As QCD is nearly scale-invariant, this emission pattern is approximately uniform in the two-dimensional space spanned by  $\ln(1/z)$  and  $\ln(1/\theta)$ , where  $z$  is the momentum fraction of the emitted gluon relative to the primary quark or gluon core and  $\theta$  is the emission opening angle. This space is called the Lund jet plane [82]. A measurement of the jet substructure based on the Lund jet

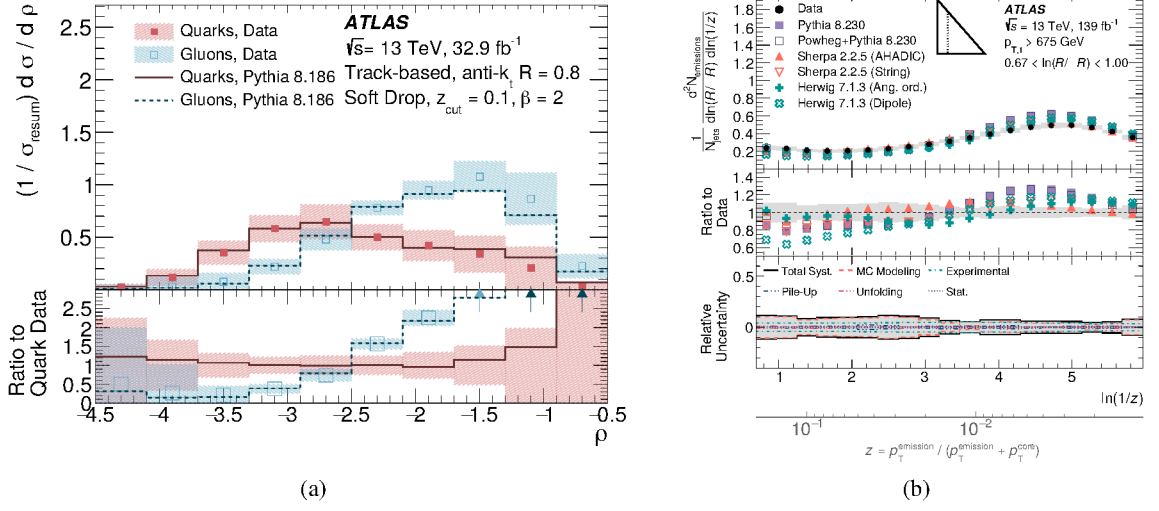


Figure 13: (a) Comparison of the quark and gluon unfolded relative jet mass distributions for the track-based soft-drop jet substructure measurement [76]. The lower panel shows the ratio of the gluon data and predictions to those for quarks. (b) Differential measurement of charged-particle activity inside jets in the Lund plane [81]. Unfolded data are compared with particle-level simulation from several MC generators. The uncertainty bands include all sources of systematic and statistical uncertainty. The middle panel shows the ratios of the predictions to data while the bottom panel shows the relative uncertainty.

plane is reported by ATLAS in Ref. [81]. The measurement is performed on an inclusive selection of dijet events, and their associated charged-particle tracks are used to construct the observables of interest. Several parton shower MC models are compared with the data, see Figure 13(b). No single model is found to be in agreement with the measured data across the entire plane.

In a follow-up study ATLAS measures a differential cross-section of Lund subjet multiplicities in dijet events [83]. The Lund subjet multiplicity counts the number of subjets above a specified transverse momentum requirement in a jet’s angle-ordered clustering history. The experimental precision achieved in the measurement allows tests of higher-order effects in QCD predictions. Most available predictions fail to accurately describe the measured data, particularly at large values of jet transverse momentum accessible at the LHC.

The unfolded ATLAS data on jet substructure provide a valuable input to help improve both perturbative and non-perturbative aspects of fragmentation modelling. Including the present measurements in a future tune of the MC predictions can improve the description and reduce the theoretical uncertainties of many processes with jets in the final state.

## 7 QCD studies based on measurements with isolated photons

Prompt photons with large transverse momenta constitute colourless probes of the hard interaction with the highest reach in energy scale and provide another testing ground for pQCD in hadronic collisions. While not explored further in this section, these measurements have the potential to further constrain the



parton distribution functions in the proton, particularly the gluon density, within a global QCD fit. Prompt photons are defined as those that are not secondaries from hadron decays. Prompt-photon production via hadron collisions is understood to proceed via two processes: the photon may arise directly from the hard interaction (direct process) or the photon may be emitted in the fragmentation of a high transverse momentum parton (fragmentation process). Due to the abundance of photons from neutral-hadron decays and the contribution from the fragmentation process, prompt-photon production in hadron collisions is studied by requiring the photons to be isolated.

Differential cross-sections for inclusive isolated-photon and photon pair production in  $pp$  collisions at  $\sqrt{s} = 13$  TeV are measured by ATLAS [84–86]. For inclusive photon production, the cross-sections are measured as functions of the photon transverse energy in different regions of photon pseudorapidity. In addition, the dependence of the inclusive-photon production on the photon isolation is investigated by measuring the fiducial cross-sections as functions of the isolation-cone radius ( $R$ ) and the ratios of the differential cross-sections with different radii in different regions of photon pseudorapidity [85]. Measuring ratios provides a stringent test of pQCD with reduced experimental and theoretical uncertainties. Photon pair production allows uniquely precise studies in events with two vector bosons. Differential cross-sections are measured as functions of several observables of the diphoton system, including the transverse momenta of the leading and sub-leading photon, the invariant mass and transverse momentum of the diphoton system. For all of these single-photon and photon-pair measurements, good agreement is generally found with the predictions at the highest theoretical precision, as presented in Figure 14. The improvement observed when taking into account higher-order terms beyond NLO is impressive and (only) fixed-order NNLO calculation, as implemented by NNLOJET [87], give a satisfactory description of both inclusive photon and diphoton data in pQCD.

The production of prompt photons can be further studied using the jet dynamics in events with at least one

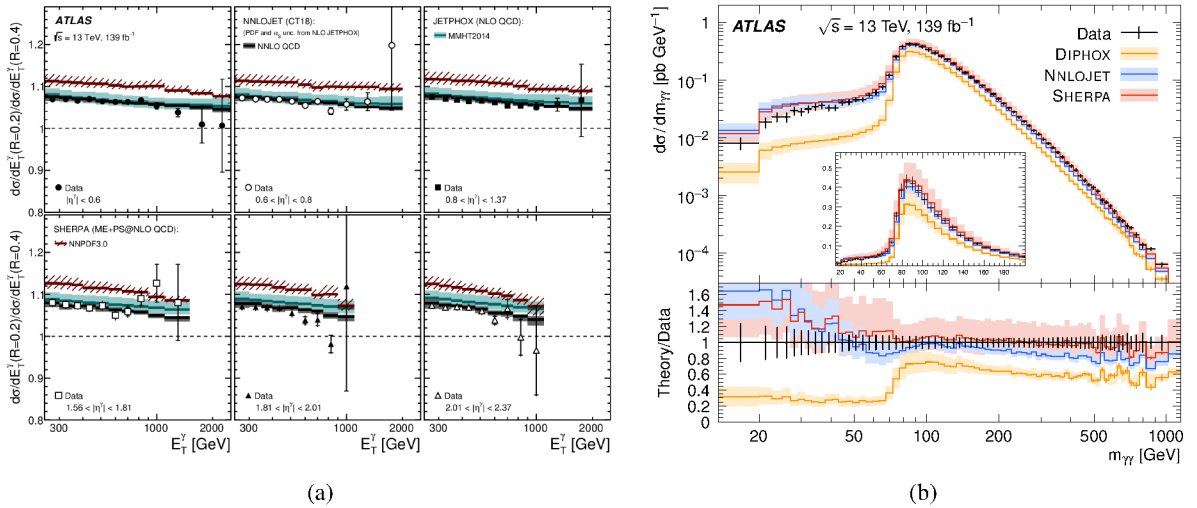


Figure 14: (a) Measured ratios of the differential cross-sections for inclusive isolated-photon production for isolation-cone radii of  $R = 0.2$  and  $R = 0.4$  at  $\sqrt{s} = 13$  TeV as functions of the photon transverse energy in different regions of photon pseudorapidity [85]. (b) Differential cross-sections for prompt photon pair production at  $\sqrt{s} = 13$  TeV measured as a function of diphoton invariant mass [86]. The measurements are compared with various theoretical predictions. The lower panel shows the ratios of the predictions to the data.

hard jet, e.g., via the measurements of angular correlations between the photon and jets. Measurements of the cross-sections for the production of an isolated photon in association with one or two jets at  $\sqrt{s} = 13$  TeV are provided by ATLAS [88, 89]. Cross-sections are measured as functions of a variety of observables, including angular correlations and invariant masses of the objects in the final state. Measurements are also performed in phase-space regions enriched in each of the two underlying physical mechanisms, namely direct and fragmentation processes. The tree-level plus parton-shower predictions and the NLO QCD predictions are compared with the measurements. The multi-leg NLO QCD plus parton-shower calculations of predictions from SHERPA describe the data adequately in shape and normalisation except for regions of phase space such as those with high values of the invariant mass of the photon and jets (see Figure 15), where the predictions overestimate the data.

## 8 Strong and electroweak production of single gauge bosons

Measurements of single gauge boson production provide an excellent probe of pQCD and of the proton structure. In association with jets, they become a probe of higher-order QCD corrections. Measurements of jet flavour activity provide insights into gluon splitting and into the proton structure functions (PDF) of heavier quarks. The production of gauge bosons with jets also constitutes one of the most important backgrounds for Higgs boson measurements and for various BSM searches, and is hence considered a very important input for the tuning of MC simulations.

With the increased centre-of-mass energy in Run 2, the LHC experiments can probe more energetic phase spaces. New reconstruction and analysis techniques allow for more precise measurements. This goes hand-in-hand with improvements in the theory sector, both in fixed-order calculations and in multi-leg ME+PS generators [2].

The fiducial phase space for these analyses typically requires leptons, usually electrons or muons,  $\ell$ , with

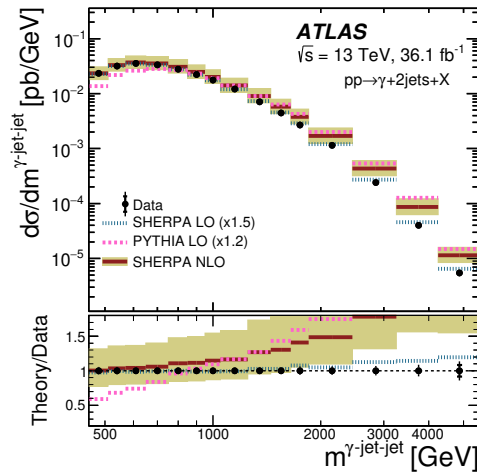


Figure 15: Measured cross-sections for isolated-photon plus two-jet production (dots) as a function of the invariant mass of the photon and jets [89]. Various theory predictions are also shown (horizontal lines). The lower panel shows the ratios of the predictions to the data.

$|\eta^\ell| < 2.5$  and minimum  $p_T^\ell$ , in the range of 25–30 GeV. In the  $Z$  case,<sup>3</sup> a window on the dilepton mass  $m_{\ell\ell}$  of  $\pm 20$ –25 GeV is selected around the  $Z$  mass, whereas a typical  $W$  selection requires  $E_T^{\text{miss}} > 25$ –30 GeV and a minimum transverse mass  $m_T$  of 50–60 GeV. Systematic uncertainties in inclusive  $W$  and  $Z$  distributions are typically dominated by electron and muon reconstruction and calibration, whereas the systematic uncertainties in distributions of jets or hadrons produced in association with a gauge boson are typically dominated by jet calibration and the identification efficiency for heavy-flavour hadrons or jets.

## 8.1 Inclusive $W$ and $Z$ production in early Run 2 data

A small amount of the first Run 2 data taken in 2015, 81 pb<sup>-1</sup>, was used to measure fiducial cross-sections for  $W^+$ ,  $W^-$  and  $Z$  production at the new centre-of-mass energy [90].  $W(Z)$  fiducial cross-sections were measured with a systematic precision of 2(1)% and a luminosity uncertainty of 2%, as shown in Figure 16. Their ratios are determined with a precision of just under 1% and 2% for  $\sigma_{W^+}/\sigma_{W^-}$  and  $\sigma_{W^\pm}/\sigma_Z$  respectively. The measured cross-sections agree in general with predictions of NNLO accuracy in pQCD, using NLO EW corrections and various NNLO PDF sets [91, 92]. The  $\sigma_{W^+}/\sigma_{W^-}$  ratio allows the best distinction between the PDF sets. The systematic precision of the 13 TeV  $Z$  cross-section measurement has been slightly improved using a larger data sample of 36.1 fb<sup>-1</sup> [93] (see below). The improved systematic precision of 0.5% in the  $W$  channel together with a reduced uncertainty of 1% in the integrated luminosity, have allowed even more precise cross-section measurements using a low pile-up data sample, corresponding to an integrated luminosity of 338 pb<sup>-1</sup> [94]. Figure 16(a), also shows a recent measurement of the  $W$  and  $Z$  cross-sections performed with 25 pb<sup>-1</sup> of  $pp$  collision data taken at an energy of 5.02 TeV [95].

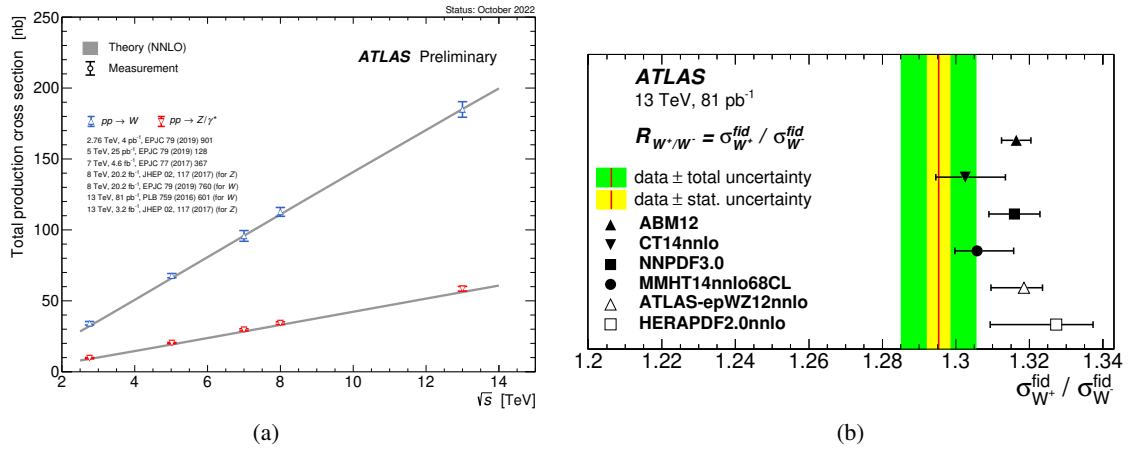


Figure 16: (a) Measured inclusive  $W$  and  $Z$  cross-sections as a function of the  $pp$  centre-of-mass energy [96] and (b)  $\sigma_{W^+}/\sigma_{W^-}$  at 13 TeV compared with predictions using various PDF sets [90].

## 8.2 $W$ and $Z$ transverse momentum and $\phi_\eta^*$

The  $Z$  transverse momentum,  $p_T^{\ell\ell}$  is an excellent probe of initial-state quark and gluon emission and of intrinsic parton transverse momentum. Low- $p_T^{\ell\ell}$  ranges are typically modelled via resummed approaches

<sup>3</sup> In the following,  $Z$  refers implicitly to neutral current  $Z/\gamma^*$  exchange including interference effects.

whereas high- $p_T^{\ell\ell}$  domains are described by perturbative QCD. A partial data sample of  $36.1 \text{ fb}^{-1}$  is used to perform a measurement of  $p_T^{\ell\ell}$  and its proxy  $\phi_\eta^*$ , calculated from angular variables [93], normalised to the total fiducial cross-section. A precision of 0.2% is reached for low values of  $p_T^{\ell\ell}$ . A prediction by PYTHIA8 [97] at LO in QCD, supplemented by a parton shower, and NLO descriptions by POWHEG+PYTHIA8 [98–101], both tuned on ATLAS 7 TeV data (AZNLO tune) [102], provide a good description in the low and medium-energy range, see Figure 17(a). The high- $p_T^{\ell\ell}$  range is well described by a fixed-order NNLO calculation by NNLOjet [103]. The best prediction is provided by the fixed-order RADISH program at NNLO+N<sup>3</sup>LL [104, 105], which agrees with the data over the full  $p_T^{\ell\ell}$  and  $\phi_\eta^*$  spectra, except for a small region at very low  $p_T^{\ell\ell}$  that is sensitive to non-perturbative effects.

A low pile-up data sample corresponding to  $338 \text{ pb}^{-1}$  is used to derive precise cross-sections as a function of  $p_T^{\ell\ell}$  and  $p_T^W$  in the regime  $p_T < 100 \text{ GeV}$  [94]. The data is described reasonably well by  $W$  and  $Z$  predictions at NNLO+NNLL in pQCD (see Figure 17(b) for  $p_T^W$ ). The two generators tuned to 7 TeV ATLAS data describe reasonably well the low- $p_T^W$  regime but fail to describe data with  $p_T^W > 40 \text{ GeV}$ .

### 8.3 Precise 2D $Z$ cross-section measurement in full phase space

The 5-dimensional differential  $Z$  (or  $W$ ) cross-section  $\frac{d\sigma}{dp_T dy dm d\cos\theta d\phi}$  with lepton angles  $\theta$  and  $\phi$  in the Collins–Soper frame [106] can be described as the product of an unpolarized cross-section  $\frac{d\sigma^{U+L}}{dp_T dy dm}$  with the sum of spherical harmonic polynomials multiplied by eight angular coefficients [107]. The Run 1  $\sqrt{s} = 8 \text{ TeV}$  data sample with an integrated luminosity of  $20.2 \text{ fb}^{-1}$  was used previously to extract the angular coefficients [108] as a function of  $p_T^{\ell\ell}$  and  $y^{\ell\ell}$ . A novel measurement using the same data sample [109] now also extracts the unpolarized cross-section as a function of  $p_T^{\ell\ell}$  and  $y^{\ell\ell}$  in a complex fit with templates corresponding to the spherical polynomials. The measurement is corrected for lepton acceptance effects, enabling more precise theoretical interpretations than a classic fiducial measurement. The differential cross-sections are determined at percent accuracy level and are consistent with state-of-the-art QCD

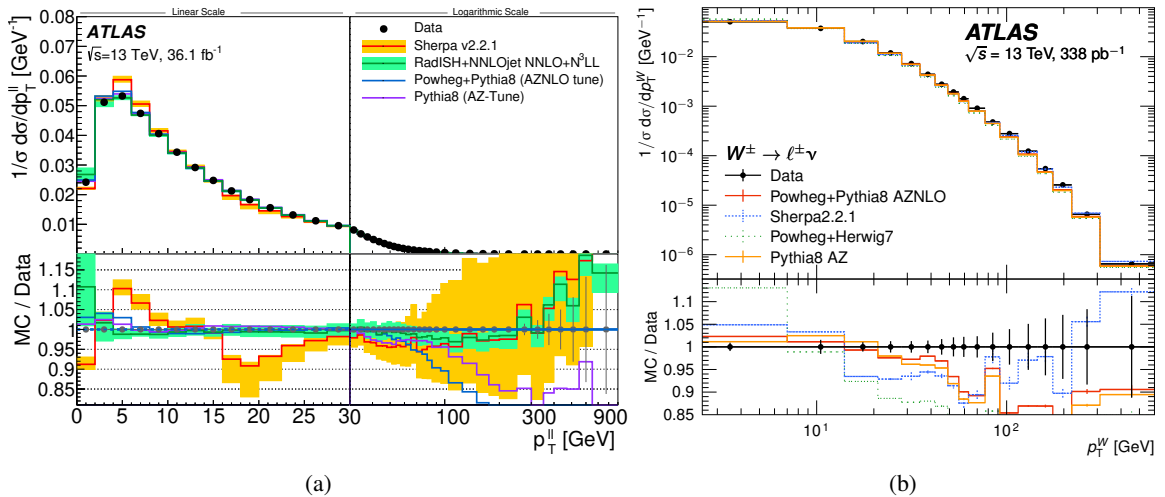


Figure 17: (a) Unfolded normalised distributions of  $p_T^{\ell\ell}$  [93] and (b)  $p_T^W$  [94], compared with various predictions. The lower panels show the ratios of the predictions to the data.

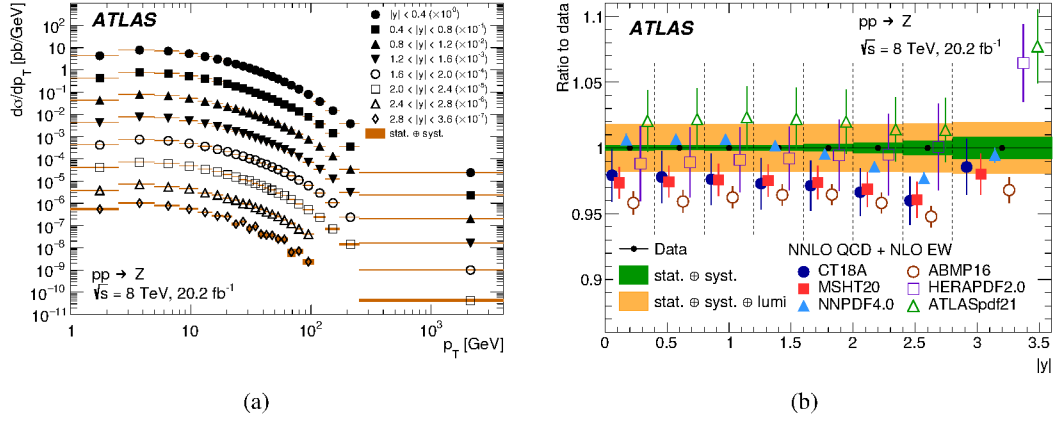


Figure 18: (a) Measured absolute differential cross-sections as a function of  $p_T^{\ell\ell}$  for each  $|y|$  bin and (b) ratio comparisons between the differential cross measurements as a function of  $|y|$  and NNLO QCD predictions obtained from DYTURBO using different NNLO PDF sets [109].

perturbative predictions based on  $q_T$ -resummation at approximate N $^4$ LL accuracy matched to fixed-order  $O(\alpha_s^3)$  calculations at high  $p_T^{\ell\ell}$  (see Figure 18).

#### 8.4 Z bosons in association with highly energetic jets

The measurement of Z boson production in association with high-energy jets, provides a powerful probe of perturbative QCD and its interplay with higher-order EW processes [110–113], with a clean experimental signature from the leptonic Z decay. While a Run 2 measurement of Z+jets cross-sections with a partial data sample of 3.2 fb $^{-1}$  provided an early probe of pQCD predictions for the new centre-of-mass energy [114], the full Run 2 data sample allows much higher energies to be probed [115]. For very high- $p_T$  jets, a collinear enhancement is expected in the angle between the Z boson and the closest jet. The measurement focuses on the study of two topologies in events with a leading jet with  $p_T > 500$  GeV: events where the jet and the Z boson are back-to-back, and those where they are collinear. Distinct patterns in jet multiplicities, momentum ratios, and angular distributions are observed. The systematic uncertainty of typically 5% is dominated by the jet calibration uncertainty and statistical uncertainties in differential distributions are of similar size. Figure 19(a) shows the transverse momentum of the leading jet. A good modelling by NLO multi-leg generators [2, 116] is observed. Fixed-order NNLO predictions [117, 118] agree with the data at a high level of precision. The slight overestimate at very high jet transverse momenta could be due to missing NLO EW corrections. Figure 19(b) shows the minimum angle between the Z and the closest jet with  $p_T > 100$  GeV, a quantity also probed with W events in Run 1 data [119]. It shows the clear collinear enhancement of events with a low-energy Z boson ( $\Delta R(Z, j) < 1.4$ ) and the back-to-back region  $\Delta R(Z, j) \sim \pi$  where a high-momentum Z boson recoils against the high- $p_T$  jet.

#### 8.5 Z bosons in association with b-jets

Measurements of Z bosons produced in association with b- and c-jets are interesting not the least because theoretical calculations are confronted with an ambiguity of flavour and mass schemes, which reduces

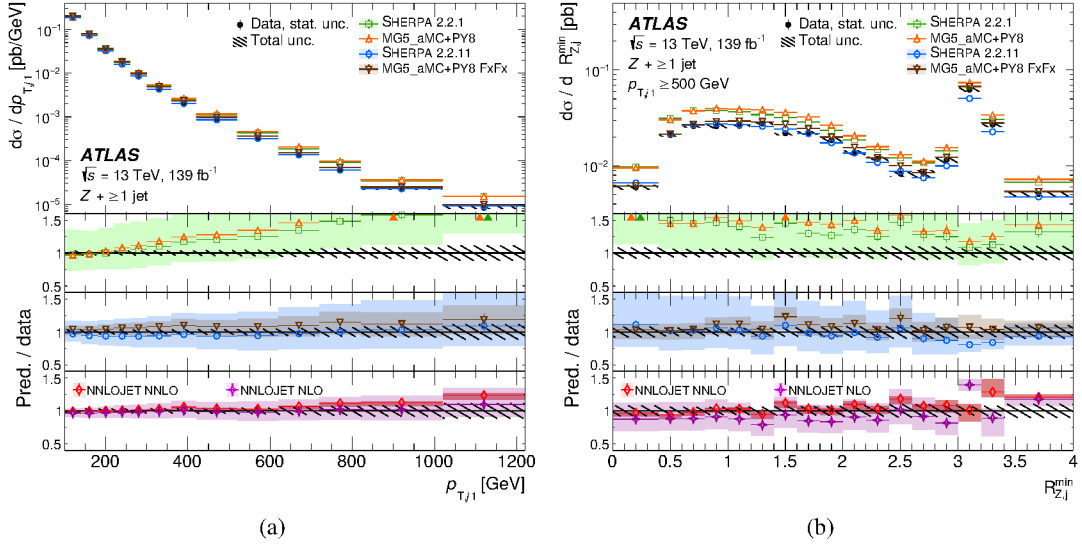


Figure 19:  $Z$ +jets cross-section as a function of (a) the  $p_T$  of the leading jet and (b) the angle between the  $Z$  and the closest jet for events with  $p_{T,j1} > 500$  GeV [115]. The lower panels show the ratios of the predictions to the data.

as more higher orders are included [120–122]. They also provide an important test of  $b$  and  $c$  quark PDFs. Inclusive and differential cross-sections are measured for various observables for events with at least one  $b$ -jet, at least two  $b$ -jets (see Figure 20(a)) and at least one  $c$ -jet (see Figure 20(b)) [123] with precisions of 6%, 9% and 13% respectively. The extraction of the  $Z$ +jets backgrounds with different parton flavours is performed via a fit to the flavour-tagging discriminant in each bin of the observable. The observables are compared with a variety of predictions of different orders in QCD, different flavour schemes and different PDFs. The best overall description is provided by 5-flavour scheme (5FS) multi-leg generators [116, 124] and 5FS NNLO predictions with the ‘flavour-dressing’ approach [13]. Calculations in the 4-flavour scheme are found to be not suitable for selections with at least one  $b$ -jet, but can produce acceptable estimates for final states with at least two  $b$ -jets. None of the predictions describes the full range of the  $m_{bb}$  distribution and all generators underestimate the  $Z + c$ -jet cross-sections. PDFs with different intrinsic-charm content [125] are compared with PDF-sensitive  $Z + c$ -jet distributions but no significant difference between the various PDFs is found.

In very high-energy events with at least two  $b$ -jets, a topology that can constitute a major background in the search for massive BSM particles, the two  $b$ -jets may not be resolved into two separate jets. Instead, they may be reconstructed as a single large-radius jet. Reference [126] shows results derived on a partial data sample of  $36 \text{ fb}^{-1}$ , where ‘trimmed’ anti- $k_t$  jets with  $p_T > 200$  GeV with a radius parameter  $R = 1.0$  [127, 128] are required to have two  $b$ -tagged sub-jets with  $R = 0.2$ . The uncertainties in the measurements are about 40% over large parts of the phase space and statistically dominated. Predictions using the 5FNS scheme are found to model the data best.



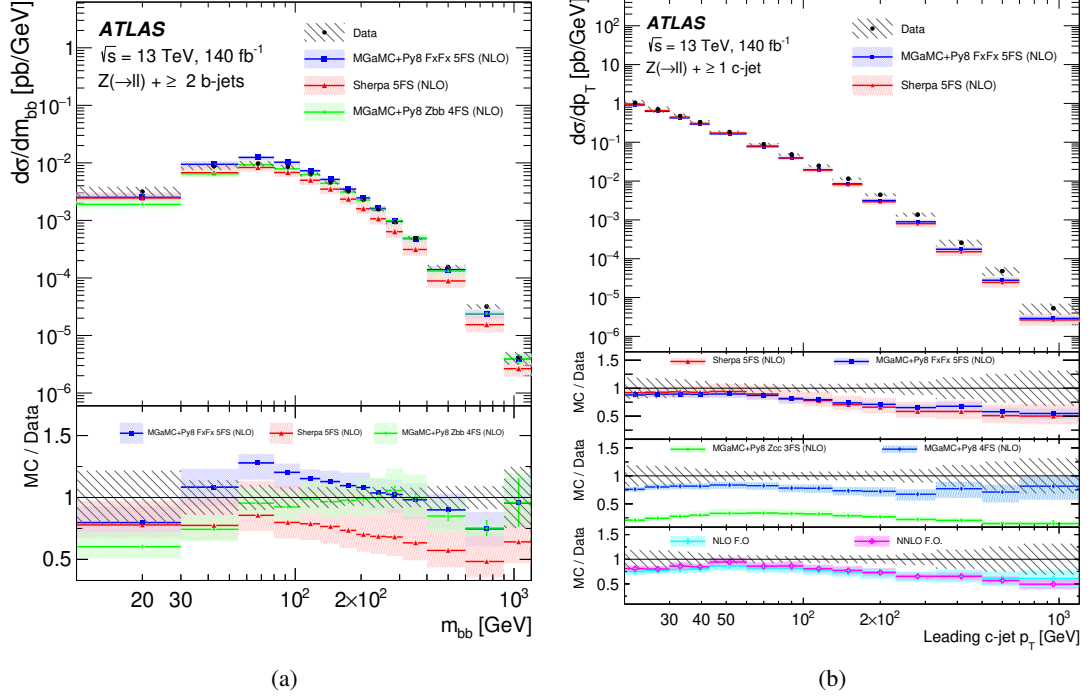


Figure 20: Cross-section as a function of (a)  $m_{bb}$  in events with at least two  $b$ -jets and (b) the transverse momentum of the leading  $c$ -jet [123]. The lower panels show the ratios of the predictions to the data.

## 8.6 $W$ boson in association with a $D$ meson

The production of  $W + c$  is an excellent probe of the comparatively less constrained strange quark PDF of the proton [129]. In the analysis of Ref. [130], this process is identified by explicit reconstruction of a  $D^\pm$  or a  $D^{*\pm}$  meson from the tracks of their charged decay products in a fiducial phase space of  $p_T(D^{(*)}) > 8$  GeV and  $|\eta|(D^{(*)}) < 2.2$ , in association with a leptonically decaying  $W$  boson. For the targeted signal, the  $W$  and  $D$  meson have opposite-sign charge (OS). On the other hand, most backgrounds including  $W + g(c\bar{c})$  production, have no preferred charge relation. Therefore, the signal is extracted as the difference between OS and same-sign (SS) distributions. Inclusive and differential cross-sections as a function of  $p_T(D)$  and  $\eta(\ell)$  are measured via profile-likelihood (pLLH) fits of folded theory to the OS and SS  $D^{(*)}$  mass distributions. In addition the  $W$  charge ratios are computed. The percentage-level uncertainties, dominated by secondary-vertex reconstruction and signal modelling, are at the level of the PDF uncertainties. Figure 21 compares the pseudorapidity of the  $D^{(*)}$  meson and the charge ratio with MADGRAPH5\_AMC@NLO 2.9.3 [131] predictions using different PDF sets. The measurements show a broader distribution than the nominal predictions but are consistent with the predictions when PDF uncertainties are included. A key result is the  $W^+/W^-$  charge ratio that is sensitive to differences between the strange- and anti-strange quark PDFs. Here the results are found to be compatible with PDF fits that constrain the strange-quark sea to be symmetric.

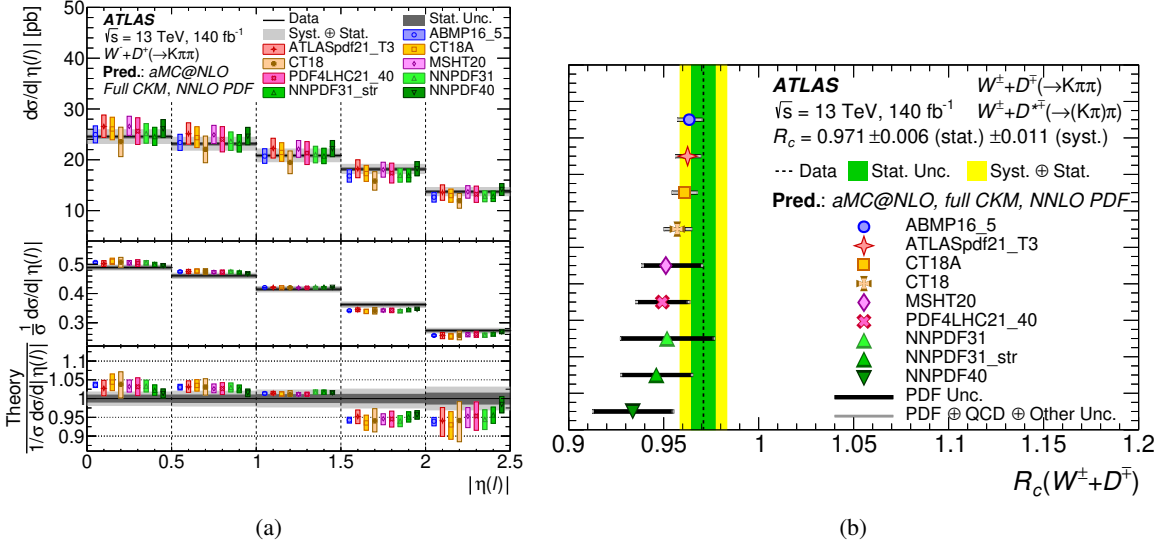


Figure 21: Measurements of (a)  $\eta$  of the  $D^+$  meson and (b) the  $W$  charge ratio, compared with MAD-GRAPH5\_AMC@NLO predictions using different PDF sets [130].

## 8.7 Determination of PDFs from diverse ATLAS measurements

ATLAS has presented the first comprehensive and comparative NNLO perturbative QCD analysis of a number of data samples with sensitivity to parton distributions [132]. The data sets used are: inclusive  $W$  and  $Z$  cross sections [133] and inclusive jets [134] at  $\sqrt{s} = 7$  TeV, inclusive  $Z$  [135], inclusive  $W$  [136],  $W$ +jets [137],  $Z$ +jets [138], top-pair production [139, 140], inclusive isolated photons [141] and inclusive jets [142] at  $\sqrt{s} = 8$  TeV, and top-pair production [143], and inclusive jets [55] at  $\sqrt{s} = 13$  TeV, in addition to HERA data [144]. Correlations between the systematic uncertainties of the different analyses are preserved. The novel ATLASpdf21 PDF set is extracted via the xFitter framework [145] using predictions at NNLO in pQCD. The impact of the various data samples and their correlation is studied. The addition of the ATLAS data to the HERA data brings this PDF much closer to the global PDFs, as shown in Figure 22. The strange-quark PDF at low values of  $x \lesssim 0.01$  is found to be less suppressed than assumed in PDFs from before the LHC and found to be more in line with modern PDFs at higher  $x \gtrsim 0.1$ , as shown in Figure 22(b).

## 8.8 Electroweak production of dijets in association with a $Z$ boson

While the production of weak bosons in association with jets proceeds largely through the strong interaction, it is possible to access the purely EW production of weak bosons with a dijet system. The EW production of a single weak boson is defined by the  $t$ -channel exchange of such a boson and is very sensitive to the vector-boson fusion (VBF) production mechanism [146]. The SM triple-gauge coupling (TGC) involved could be enhanced or altered in BSM scenarios. Measurements of this process hence provide a fundamental test of the EW sector of the SM, similar to the diboson processes discussed in Section 9. The largest challenge of the measurement is the large background from strong  $Z + 2$  jets production. To enrich the EW production, the  $Z$  boson is selected as centred between two *tagging jets* with a high invariant mass  $m_{jj}$  and



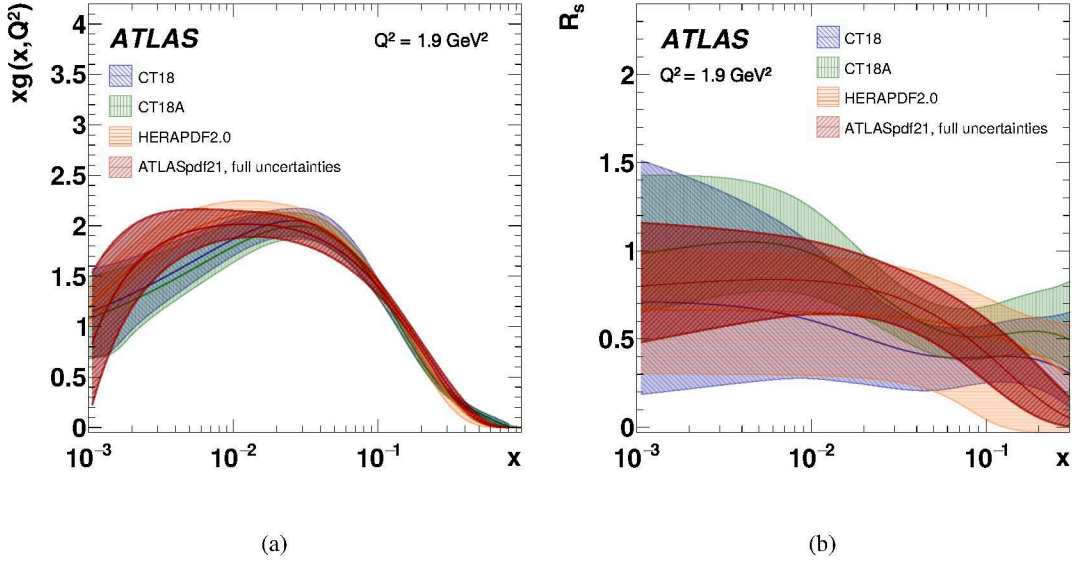


Figure 22: (a) The gluon density  $xg$  and (b) the strangeness-suppression  $R_s = x(s + \bar{s})/x(\bar{u} + \bar{d})$  distributions at a low scale of  $Q^2 = 1.9 \text{ GeV}^2$  of the ATLASpdf21 fit compared with other PDF sets [132].

a large rapidity gap between the tag jets without central jet activity. Inclusive and differential cross-sections of four characteristic observables are extracted for the EW  $Zjj$  process (see Figure 23) and, with a relaxed  $m_{jj}$  selection, for the strong  $Zjj$  process [146]. The EW  $Zjj$  results, with an inclusive precision of 6.5%, agree well with predictions from HERWIG7+VBFNLO [147–149], while the strong  $Zjj$  production is most precisely modelled by MG5\_NLO+PY8. The results are also used to constrain Wilson coefficients of dimension-6 effective field theory (EFT) operators [150] (see Section 9.6). Overall, the constraints are weaker than the ones derived with  $WW$  and  $WZ$  selections (see Section 9) but become stronger if only the SM-EFT interference terms are considered, which have a linear effect on the cross-section. The analysis shows a unique sensitivity to the interference between the SM and CP-odd EFT amplitudes.

## 9 Strong and electroweak production of two gauge bosons

Measurements of diboson production provide an excellent probe of pQCD and the gauge structure of the SM, with sensitivity to  $ZWW$  and  $\gamma WW$  TGCs. The high-energy tails of differential distributions are sensitive to new physics contributions, often parameterised by anomalous TGCs or in a model-independent way using the EFT framework (see Section 9.6). Polarisation measurements of the massive EW bosons further probe the SM gauge structure and details of the EW symmetry breaking (EWSB) mechanism. The increased centre-of-mass energy and large integrated luminosity of the 13 TeV data sample allows the first observation of the EW production of two gauge bosons, which includes vector-boson-scattering (VBS) processes with quartic gauge couplings (QGC) and  $s$ - and  $t$ -channel exchanges of a gauge or Higgs boson that regularise the amplitudes [151]. These processes provide a further probe of the EW theory and allow model-independent searches for new physics via the EFT framework.

While the strong production of two gauge bosons had already been observed at lower energies, the increased

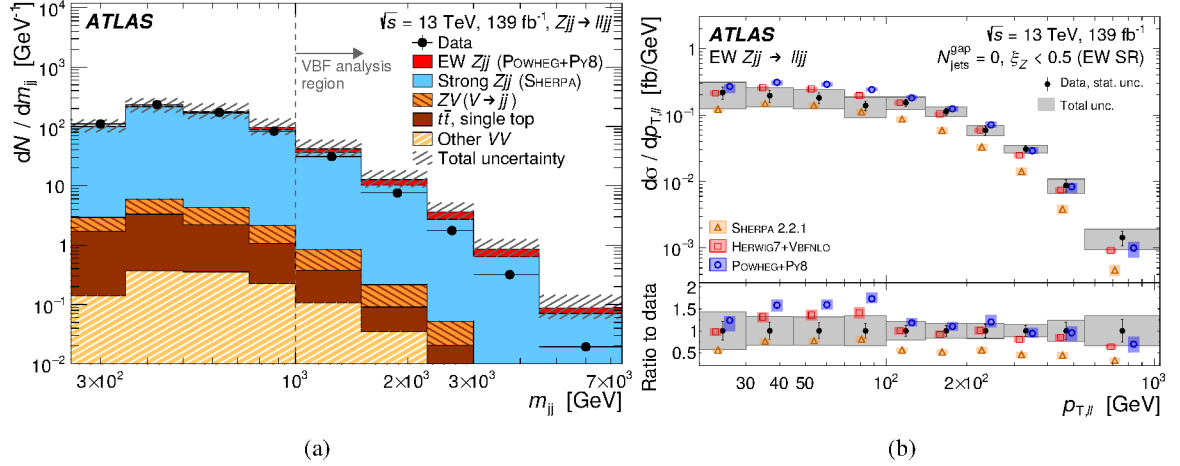


Figure 23: (a) Event yields as a function  $m_{jj}$  and (b) measured cross-sections for EW  $Zjj$  production as a function of  $p_{Tj}$  [146]. The lower panel shows the ratios of the predictions to the data.

centre-of-mass energy allows more sophisticated analysis techniques to be applied, to explore higher-energy phase spaces and to probe additional physics aspects. The sensitivity to BSM physics is improved and combined EFT constraints are derived based on published differential cross-sections (see Section 9.6). The measurement of strong production of diboson events in association with jets allows better control of the major backgrounds for the observation of the EW diboson production in 13 TeV data (see section 9.7). The experimental progress is accompanied by the theoretical advancements in both fixed-order calculations and MC generators. All diboson measurements in this review use leptonic  $W$  and  $Z$  decay modes with selections similar to those used in Section 8.

Figure 24 shows an overview of the ATLAS diboson cross-section measurements. The figure demonstrates the significant step in precision with the higher centre-of-mass energy and the large data sample.

## 9.1 $W^\pm Z$ production and observation of joint-polarisation states

Inclusive and differential  $W^\pm Z$  production cross-sections are measured in leptonic decays in a partial Run 2 data sample of  $36 \text{ fb}^{-1}$  as reported in Ref. [152]. Inclusive cross-sections are measured with a precision of 7% and agree with predictions from the MATRIX framework at NNLO in QCD [153, 154]. Differential cross-sections are fairly well described by the theory predictions, except for high jet multiplicities. The MATRIX calculations show the best agreement with the data. In addition, the longitudinal polarisation fractions of the  $W$  and  $Z$  bosons are measured based on the angles between the gauge bosons and their decay products and they are found to be in agreement with the SM predictions. The transverse  $WZ$  mass,  $m_T^{WZ}$  (see Figure 25(a)) is used to extract strong constraints on dimension-6 EFT parameters.

The full Run 2 data sample is used to measure the joint longitudinal/transverse polarisation states of  $W$  and  $Z$  bosons in  $W^\pm Z$  production [155], which are sensitive to both the EW gauge symmetry structure and the particular way it is spontaneously broken [156, 157]. No distinction is made between the two transverse helicity states. To obtain the complete kinematics, the neutrino  $p_z$  component is reconstructed using an NN regression. A deep NN (DNN) classifier is trained to separate the four joint helicity states. The measured joint helicity fractions (see Figure 25(b)) are in agreement with SM NLO QCD fixed order [158]

## Diboson Cross Section Measurements

Status: October 2023

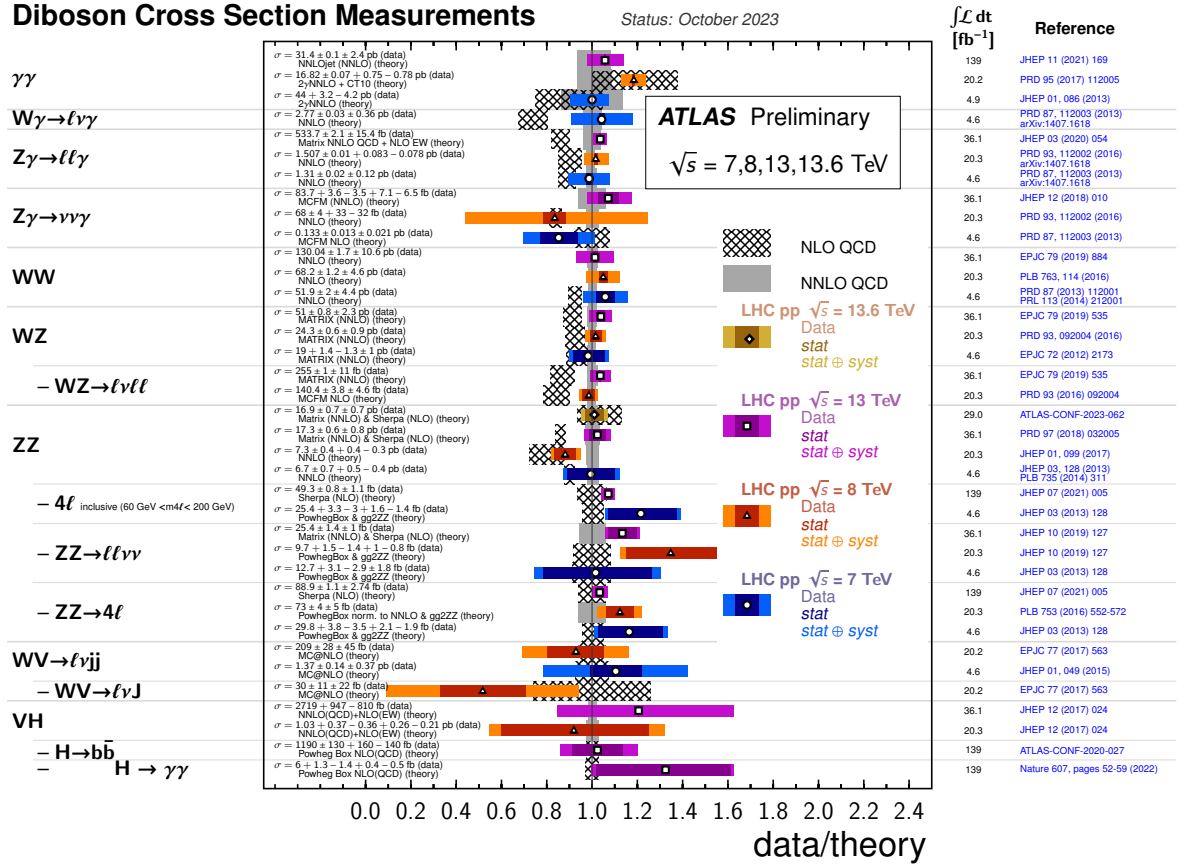


Figure 24: Overview of ATLAS diboson cross-section measurements. The results discussed in this review are shown with a square marker [96].

and POWHEG+PYTHIA8 [159] predictions. Individual helicity fractions of the  $W$  and  $Z$  bosons are also measured and found to be consistent with joint helicity fractions within the expected amount of correlation. All helicity fractions are also measured separately in  $W^+Z$  and  $W^-Z$  events. Inclusive and differential cross-sections for several kinematic observables sensitive to polarisation are measured and agree best with the POWHEG+PYTHIA8 prediction normalised to the NNLO QCD prediction by MATRIX [154].

Reference [160] reports a further probe of the gauge structure of the SM, by selecting  $W^\pm Z$  events in kinematic domains with large  $Z$  but small  $WZ$  transverse momentum where the fraction of events with two longitudinally polarised gauge bosons is enhanced. The selection is used to study the energy dependence of diboson polarisation and the suppression of events with two transverse-polarised gauge bosons for small rapidity differences between the two gauge bosons [161, 162]. The results are found to agree with the SM predictions.

## 9.2 $W^+W^-$ production

A measurement of  $W^+W^-$  production cross-sections [163] is performed in the  $e^\pm\mu^\mp$  final state, based on a partial data sample of  $36 \text{ fb}^{-1}$ . The number of events due to top-quark pair production, the largest

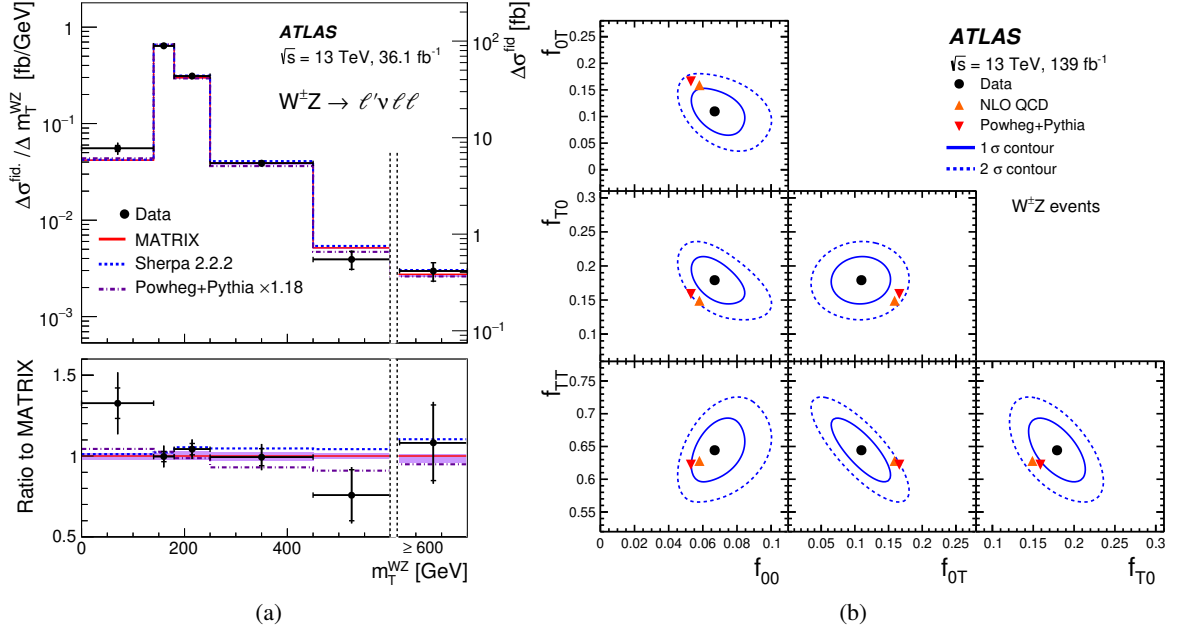


Figure 25: (a) Fiducial  $WZ \rightarrow \ell\ell\ell\nu$  cross-section as a function of  $m_T^{WZ}$ . (b) Measured joint helicity fractions of the  $W$  and  $Z$  bosons compared with NLO QCD fixed-order and MC predictions [155]. The components  $f_{00}, f_{TT}, f_{0T}$  and  $f_{T0}$  indicate combinations of longitudinal (0) and transverse (T) polarisation. The lower panel in (a) shows the ratio of the data to the MATRIX prediction.

background, is reduced by rejecting events containing jets with a transverse momentum exceeding 35 GeV. The inclusive fiducial cross-section, six differential distributions and the cross-section as a function of the jet-veto transverse momentum threshold are measured and compared with several theoretical predictions. Constraints on anomalous EW gauge boson self-interactions are derived, using the transverse momentum of the leading lepton (see Figure 26(a)) in a dimension-6 EFT framework.

A complementary measurement [164] is targeting  $W^+W^-$  production in associations with jets with a transverse momentum of at least 30 GeV. Two additional measurements use a subselection with high-transverse-momentum jets of  $p_T > 200$  GeV. The background from top-quark pair production is considerably reduced by rejecting events containing jets with  $b$ -hadron decays. The fiducial  $W^+W^-$  cross-section is determined with an uncertainty of 10% in a maximum-likelihood fit. Differential cross-sections (see Figure 26(b)) are measured as a function of twelve observables that comprehensively describe the kinematics of  $W^+W^-$  events. The measurements are compared with state-of-the-art theory calculations and excellent agreement with predictions is observed. Improved limits on the EFT Wilson coefficient  $c_W$  are obtained compared to earlier inclusive measurements [163] if quadratic terms are neglected, but they are still weaker than those obtained from  $Zjj$  events [146].

### 9.3 Measurement of the $ZZ$ cross-sections

The comparably rare production of two on-shell  $Z$  bosons decaying leptonically is dominantly due to  $t$ -channel  $q\bar{q}$ -initiated processes and a 10%–20%  $gg$ -initiated component [165]. While TGCs between neutral bosons do not exist in the SM, they may be introduced as anomalous TGCs via BSM processes.

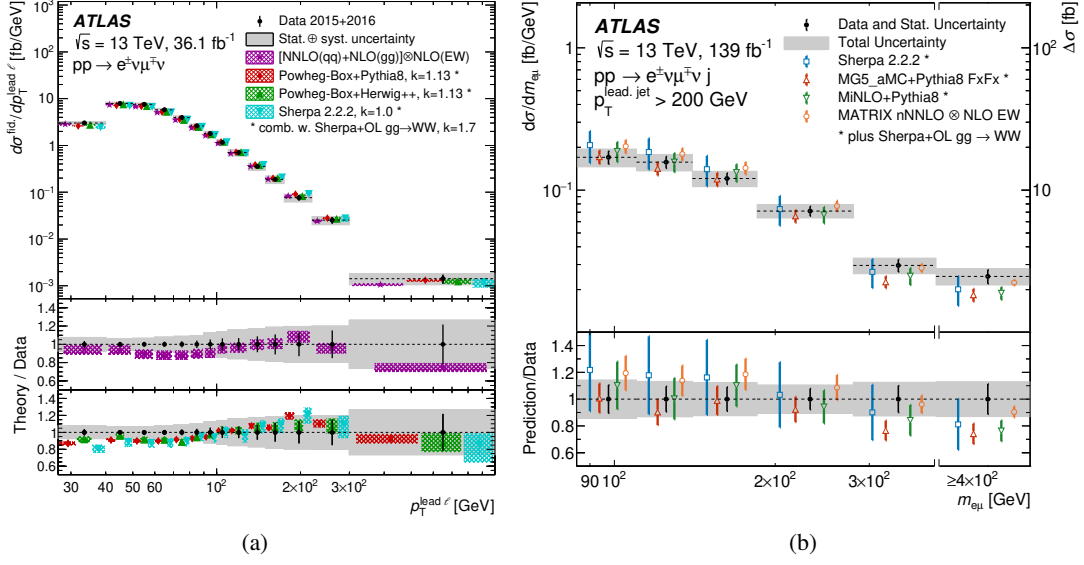


Figure 26: (a) Fiducial  $W^+W^- \rightarrow e\mu$  cross-section as a function of the transverse momentum of the leading lepton [163] and (b) differential cross-section as a function of  $m_{e\mu}$  in the high- $p_T$  (jet) phase space [164]. The lower panels show the ratios of the predictions to the data.

Moreover, the process constitutes an important background to  $H \rightarrow ZZ$  and, in association with jets, to the EW  $ZZjj$  production. Inclusive and differential cross-sections are measured in a partial 13 TeV data sample in final states with electrons or muons ( $4\ell$ ) [166] and in a  $E_T^{\text{miss}}$ -based selection targeting final states with two electrons or muons and two neutrinos ( $\ell\ell\nu\nu$ ) [167], the latter requiring  $E_T^{\text{miss}} > 110$  GeV. While the  $\ell\ell\nu\nu$  analysis has a reduced phase space compared to the  $4\ell$  final state, it profits from the higher branching ratio of  $Z \rightarrow \nu\nu$  and simple reconstruction of possibly nearby charged leptons at high momentum. The inclusive cross-sections are measured with a 5% (7%) total precision in the  $4\ell$  ( $\ell\ell\nu\nu$ ) final states, with similar statistical and systematic contributions, and are in agreement with NNLO predictions by MATRIX [168]. The differential cross-sections measured for  $4\ell$  and  $\ell\ell\nu\nu$  final states show a reasonable agreement with the MC generators SHERPA 2.2 [116] and POWHEG+PYTHIA8, and with NNLO fixed-order predictions by MATRIX. The transverse momentum of the leading Z boson for  $4\ell$  and of the Z boson decaying into charged leptons  $p_T^{\ell\ell}$  in  $\ell\ell\nu\nu$  (see Figure 27) are used to extract constraints on EFT parameters, including four dimension-8 operators describing aTGC interactions of neutral gauge bosons. Constraints from the  $\ell\ell\nu\nu$  final state are found to be more stringent than the ones from the  $4\ell$  final state due to the higher-energy reach of the former.

A follow-up study on the full Run 2 data sample [169] establishes a  $4.3\sigma$  evidence for the pair production of jointly longitudinally polarised Z bosons, using a pLLH fit to the output of a boosted decision tree (BDT) trained on angular variables in the ZZ system. Moreover, the differential ZZ cross-section is measured as a function of a CP-sensitive *Optimal Observable*  $OT_{yz,1}T_{yz,3}$  based on CP-sensitive polar and azimuthal angles of both Z boson systems (see Figure 28(a)). The measured cross-section is used to constrain the CP-odd neutral TGCs  $f_Z^4$  and  $f_Y^4$ . No significant deviation from the SM is observed.



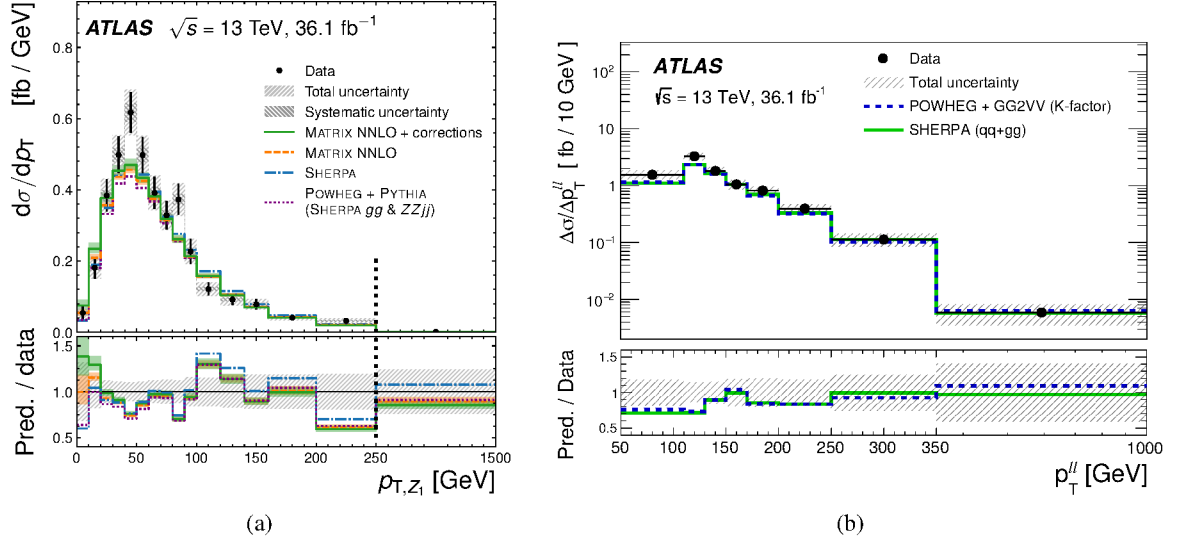


Figure 27: Differential cross-sections as a function of (a)  $p_{T,Z1}$  in  $\ell\ell\ell\ell$  final states [166] and (b)  $p_T^{\ell\ell}$  in  $\ell\ell\nu\nu$  final states [167]. The lower panels show the ratios of the predictions to the data.

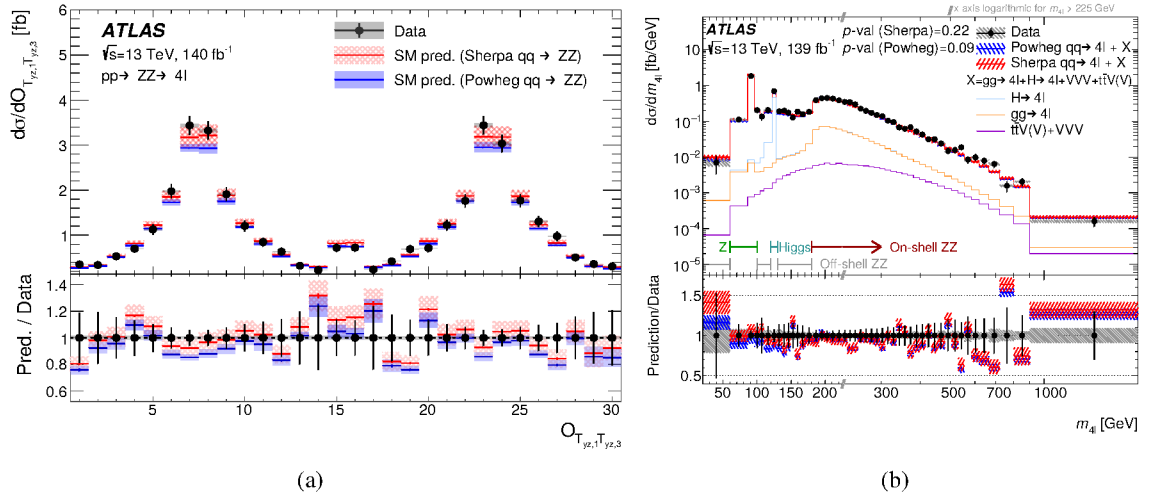


Figure 28: (a) Differential  $ZZ \rightarrow 4\ell$  cross-section as a function of the Optimal Observable  $OT_{yz,1}T_{yz,3}$  [169] and (b)  $4\ell$  cross-section as a function of  $m_{4\ell}$  [165]. The lower panels show the ratios of the predictions to the data.

## 9.4 Measurements of the 4-lepton cross-section and polarisation

The on-shell  $ZZ$  measurement in Section 9.3 in final states with four charged leptons can be extended to the whole four-lepton invariant mass range  $m_{4\ell}$ . The full Run 2 data sample is used to measure inclusive cross-sections in four kinematic regions,  $Z \rightarrow 4\ell$ ,  $H \rightarrow 4\ell$ , off-shell  $ZZ$  and on-shell  $ZZ$ , with a precision of 3%–7% [165]. In addition, differential cross-sections are obtained for six observables separately in the four  $m_{4\ell}$  regions (see Figure 28(b)). They are found to be reasonably modelled by SHERPA 2.2.2 and

POWHEG+PYTHIA8 and are used to derive constraints on 22 EFT parameters, both excluding and including the quadratic EFT contributions.

## 9.5 Measurements of the $Z\gamma$ cross-sections, inclusively and in association with jets

Similarly to the  $ZZ$  case, associated  $Z\gamma$  production has no TGC terms in the SM, however BSM effects could contribute via anomalous TGCs. The full Run 2 data sample is used to select final states with two electrons or muons and one prompt isolated photon with  $p_T > 30$  GeV, with a kinematic selection to reduce photons originating from the  $Z$  decay [170]. The fiducial cross-section is measured with a precision of 3%, making this the most precisely measured diboson final state. Results are found to be consistent with NNLO predictions [171, 172] from MATRIX [173]. Differential cross-sections for six observables are measured and are in agreement with NLO multi-leg generator predictions from SHERPA 2.2.8 and MADGRAPH5\_AMC@NLO 2.2.3 and NNLO MATRIX predictions, except for some phase space regions at low  $m(\ell\ell\gamma)$  and low azimuthal distance  $\Delta\phi(\ell\ell, \gamma)$  between  $Z$  and  $\gamma$  that are underpredicted by NNLO MATRIX. A further analysis [174] measures thirteen 1D and five 2D differential cross-sections for  $Z\gamma$ +jets events with jet  $p_T > 30$  GeV (50 GeV) for  $\eta < 2.5$  ( $> 2.5$ ) with a precision of 4%–10% (see Figure 29(a)). The jet activity is well described by SHERPA 2.2.11, MADGRAPH5\_AMC@NLO 2.2.3 and NNLO MATRIX calculations.

A measurement based on a partial data sample of  $36 \text{ fb}^{-1}$  is performed in final states with an isolated prompt photon and  $E_T^{\text{miss}}$  to target  $Z(\rightarrow \nu\nu)\gamma$  production [175], requiring  $E_T(\gamma) > 150$  GeV and  $E_T^{\text{miss}} > 150$  GeV to exceed the photon trigger threshold and to reduce the backgrounds. In this high- $p_T$  phase space, integrated and differential cross-sections are measured, for a selection inclusive in jets and a selection that vetoes jets. Figure 29(b) shows as an example the  $E_T(\gamma)$  distribution in the exclusive  $N_{\text{jets}} = 0$  selection that is used to extract constraints on EFT parameters related to neutral TGCs more stringent than those derived with  $ZZ$  on the same data sample [167]. The unfolded cross-sections agree with SHERPA 2.2.2 and MADGRAPH5\_AMC@NLO 2.2.3 simulations and fixed-order NNLO predictions [176].

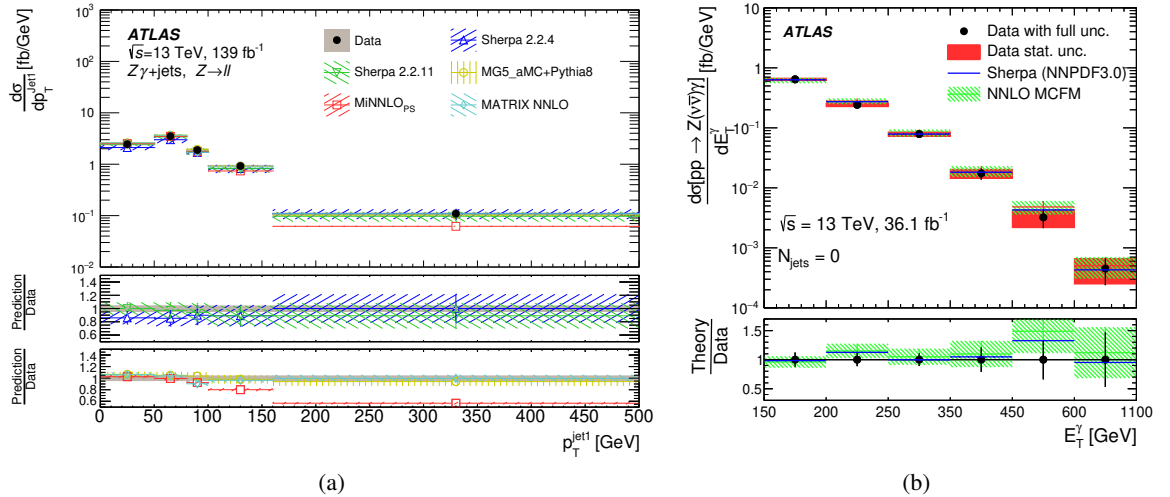


Figure 29: Differential  $Z\gamma$  cross-sections as a function of (a) the transverse momentum of the leading hadronic jet [170] and (b)  $E_T(\gamma)$  [175]. The lower panels show the ratios of the predictions to the data.

## 9.6 Combined SMEFT analysis

Results from the analyses of  $W^+W^-$  [163],  $W^\pm Z$  [152],  $Z \rightarrow 4\ell$  [165], and EW  $Zjj$  [146] are combined in a simultaneous maximum-likelihood fit to 15 EFT parameters [177] within a SMEFT framework [178], using the EFT expansion restricted to the leading dimension 6 and dimension 8 terms:

$$\mathcal{L}_{\text{SMEFT}} = \mathcal{L}_{\text{SM}}^{(4)} + \sum_i \frac{c_i^{(6)}}{\Lambda^2} O_i^{(6)} + \sum_j \frac{c_j^{(8)}}{\Lambda^4} O_j^{(8)}, \quad (4)$$

where  $c_i$  are the dimensionless Wilson coefficients and  $O_i^d$  the gauge-invariant combinations of SM fields with an energy dimension  $d$ . Assuming a mass scale  $\Lambda = 1$  TeV, the coefficients  $c_{Hq}^{(3)}$  and  $c_W$  and five additional linear combinations of coefficients are constrained to be smaller than one (see Figure 30). This combination constitutes an additional step towards an ATLAS global SMEFT interpretation.

## 9.7 Observation of electroweak production of two gauge bosons

The EW production of a diboson system in association with a dijet system, EW  $VVjj$ , is related to the EW production of single gauge bosons discussed in Section 8.8. Through its VBS component, it is sensitive to QGC and details of the gauge structure with  $s$ - and  $t$ -channel exchanges of gauge and Higgs bosons. Figure 31 shows example Feynman diagrams for EW VBS, EW non-VBS and QCD  $VVjj$  production in the  $W^\pm W^\pm jj$  channel.

Similarly to the diboson measurements, the analyses typically focus on the leptonic decays of the outgoing heavy bosons (into  $e$ ,  $\mu$ , or  $\nu$ ) or detect isolated photons. The EW production is enriched by requiring the presence of two tagging jets with large invariant mass  $m_{jj}$  and large rapidity gap, which are not identified as  $b$ -jets. The gauge boson decay products are typically expected to be centred between the two tagging jets.

Advanced machine-learning and fitting techniques are employed to overcome the major challenge of separating the signal from its main background, the strong production of two gauge bosons in association with jets (see Sections 9.1–9.5 and Figure 31). The predictions for these backgrounds are typically not sufficiently accurate in the VBS phase space and need to be adjusted in a data-driven way. The challenges are typically addressed by designing a strong- $VVjj$  control region (CR) and, if applicable, an additional background CR. The EW  $VVjj$  signal is then extracted from a combined fit to the signal (SR) and control region of the  $m_{jj}$  distribution or from a multivariate discriminant trained to separate the EW  $VVjj$  component.

The golden channel is the EW production of same-charge  $W^\pm W^\pm jj$ , as the strong background is significantly reduced compared to all other diboson combinations. After first evidence in the 8 TeV data sample [179], the higher centre-of-mass energy in Run 2 enabled the observation of this process in partial CMS [180] and ATLAS [181] data samples. Moreover, ATLAS has used the full Run 2 data sample to publish more precise inclusive and differential  $W^\pm W^\pm jj$  cross sections [182]. The EW  $W^\pm W^\pm jj$  signal is extracted via a fit to the  $m_{jj}$  distribution (see Figure 32(a)) with a 10% precision using the full Run 2 data. Cross-sections are in agreement with LO MADGRAPH5\_AMC@NLO 2.6.7+HERWIG7, with LO MADGRAPH5\_AMC@NLO 2.6.7+PYTHIA8, with LO SHERPA 2.2.11 and with POWHEG+PYTHIA8, using the VBS approximation [183]. Differential cross-sections are extracted by fits to  $m_{jj}(m_{\ell\ell})$  in each bin of the variable of interest (see Figure 32(b)). Moreover, the  $m_{\ell\ell}$  distribution is used to constrain eight



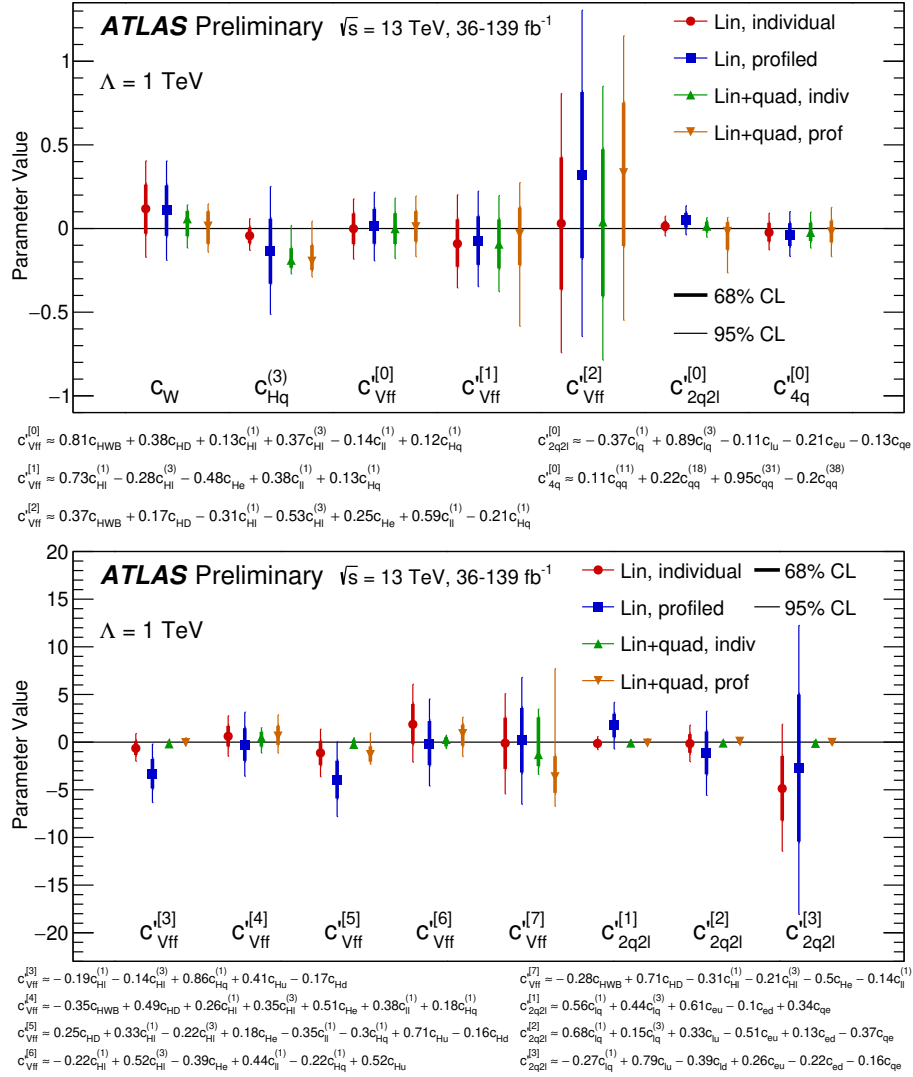


Figure 30: Confidence intervals for the 15 parameters included in the combined SMEFT fit. Results are quoted both for fits linear in the parameters and for fits that also take into account quadratic contributions [177].

dimension-8 EFT operators and the transverse-mass distribution is used to derive limits on doubly charged Higgs boson production [184].

The more challenging EW production of two oppositely charged  $W$  bosons,  $W^+W^-jj$  is also observed in the full Run 2 data sample [185] using a pLLH fit to an NN that discriminates between EW and QCD  $W^+W^-jj$  production. The inclusive cross-section is measured with a statistically-dominated precision of 18.5 % and is in agreement with SM predictions derived with POWHEGBox V2 [186–188].

The large size of the ATLAS full Run 2 data sample has also allowed the observation of many other EW  $VVjj$  production modes:  $ZZjj$  [189], which was followed by a measurement of a region with enhanced EW  $\ell\ell\ell jj$  production [190];  $WZjj$  [191];  $W\gamma jj$  with leptonic  $W$  boson decays [192];  $Z\gamma jj$  using the invisible decay  $Z \rightarrow \nu\bar{\nu}$  [193] with additional measurements in the complementary large- $p_T^\gamma$

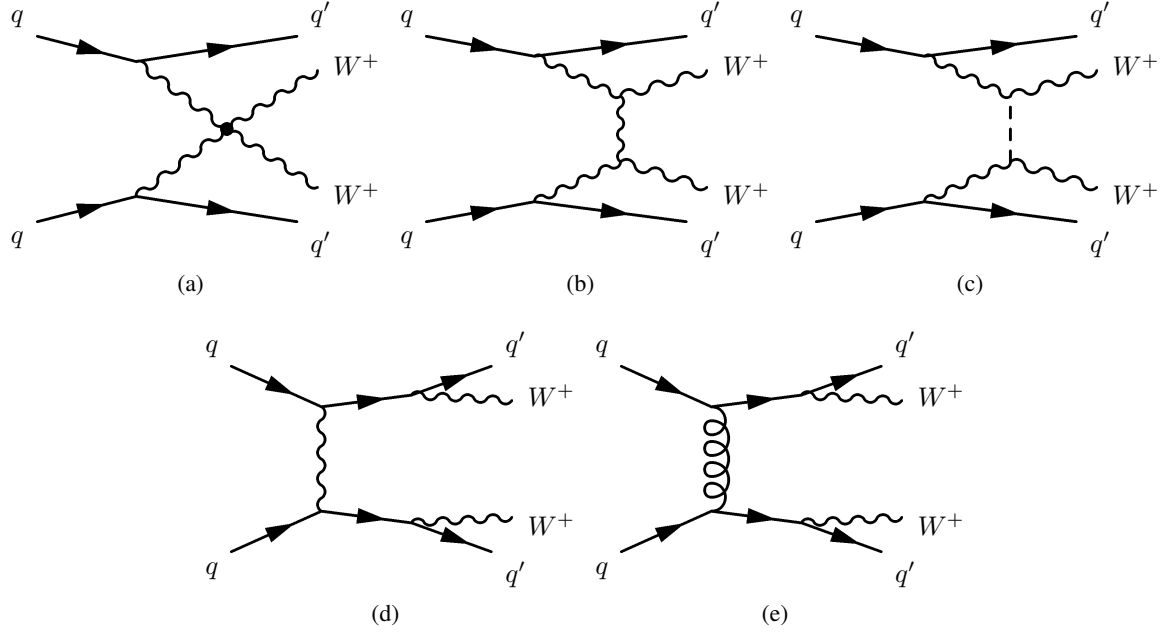


Figure 31: Example Feynman diagrams for EW  $W^\pm W^\pm jj$  production with VBS via (a) a quartic gauge boson vertex, (b) a  $t$ -channel exchange of a gauge boson or (c) a Higgs boson, (d) a non-VBS process and (e) a Feynman diagram for QCD  $VVjj$  production with strong interaction vertices [179].

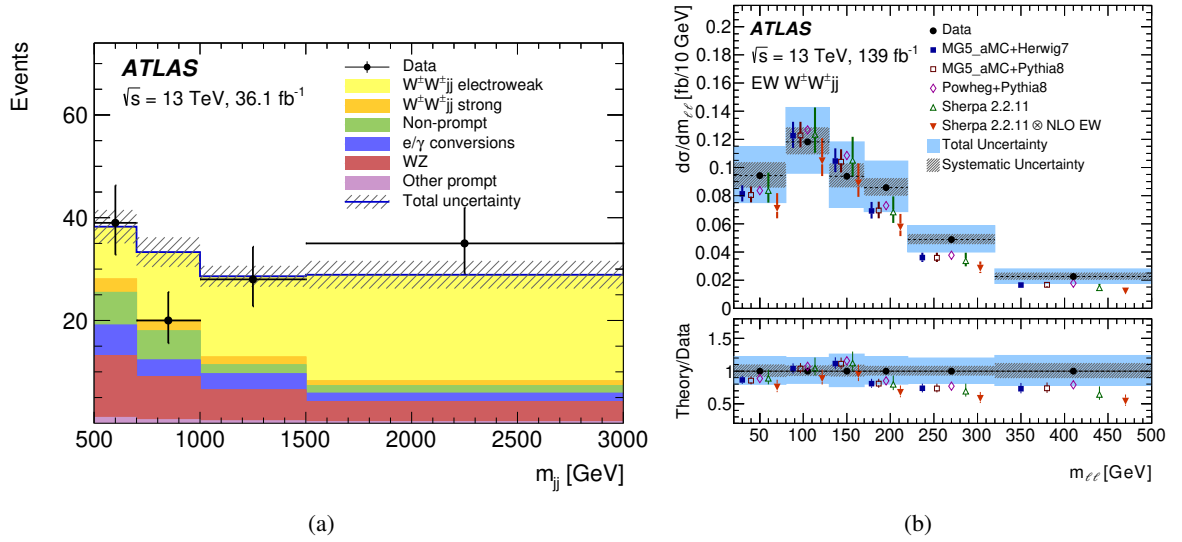


Figure 32: (a) Post-fit yields in the EW  $W^\pm W^\pm jj$  signal region as a function of  $m_{jj}$  [181] and (b) EW  $W^\pm W^\pm jj$  cross-section as a function of  $m_{\ell\ell}$  [182]. The lower panel in shows the ratios of the predictions to the data.

component [194] and in  $Z \rightarrow \ell\ell$  decays [195]. Similar matrix elements to EW  $WWjj$  production are probed in the photon-induced  $WW$  process [196] that was also observed and which is discussed in

### Section 11.3.

EW  $WZjj$  cross-sections are derived from a partial data sample, based on a BDT in a large- $m_{jj}$  SR (see Figure 33(a)) with a statistically dominated 25%–30% total uncertainty [191]. In contrast to  $W^\pm W^\pm jj$ , the cross-sections are underpredicted by LO SHERPA and MADGRAPH5\_AMC@NLO. Integrated and differential cross-sections measured for the strong- $WZjj$  dominated SR are found to be in agreement with the NLO SHERPA 2.2.2 predictions.

EW  $ZZjj$  cross-sections are measured with a precision of 11% (28%) in the  $\ell\ell\ell\ell jj$  ( $\ell\ell\nu\nu jj$ ) channel using a pLLH fit performed on the output of BDTs in high- $m_{jj}$  SRs and additional CRs (see Figure 33(b)) [189]. They are in agreement with POWHEGBox V2, reweighted in  $m_{jj}$  based on MADGRAPH5\_AMC@NLO. Joint QCD+EW differential  $\ell\ell\ell\ell jj$  cross-sections are extracted in a fiducial region with enhanced EW  $ZZjj$  production and compared with QCD predictions at NLO from SHERPA 2.2.2 and MADGRAPH5\_AMC@NLO combined with LO EW predictions by MADGRAPH5\_AMC@NLO +PYTHIA 8. In addition,  $m_{jj}$  and  $m_{\ell\ell}$  distributions are used to extract limits on dimension 8 EFT parameters [190].

EW  $Z(\rightarrow \ell\ell)\gamma jj$  cross-sections are extracted from a pLLH fit to  $m_{jj}$  in an EW  $Z\gamma jj$ -enriched SR and in a CR, with a statistically limited precision of 14% [195]. The cross-section is found to be in agreement with the LO predictions of MADGRAPH5\_AMC@NLO 2.6.5. Differential cross-sections are derived for the SR enriched in EW  $Z(\rightarrow \ell\ell)\gamma jj$  and for a more extended fiducial region with a relaxed cut on  $m_{jj}$  and are found to be consistent with predictions of MADGRAPH5\_AMC@NLO 2.6.5 (EW  $Z\gamma jj$ ) + SHERPA 2.2.11 (QCD  $Z\gamma jj$ ). EW  $Z(\rightarrow \nu\bar{\nu})\gamma jj$  cross-sections are extracted in a low- $E_T^\gamma$  selection via a combined fit to  $m_{jj}$  in several CRs and in a high- $m_{jj}$  SR [193]. They are also extracted in a high- $E_T^\gamma$  selection in a fit to a BDT score instead of  $m_{jj}$  [194]. The combined EW  $Z(\rightarrow \nu\bar{\nu})\gamma jj$  cross-section is measured with a precision of 22% and is compatible with predictions from MADGRAPH5\_AMC@NLO 2.6.5 with NLO corrections from VBFNLO [197]. The  $E_T^\gamma$  distribution (see Figure 33(c)) is used to constrain dimension 8 EFT operators.

The EW  $W\gamma jj$  signal [192] is extracted via a fit to a NN discriminant. The fiducial cross section is measured with a precision of 19% and differential cross sections are also measured. The measurements are

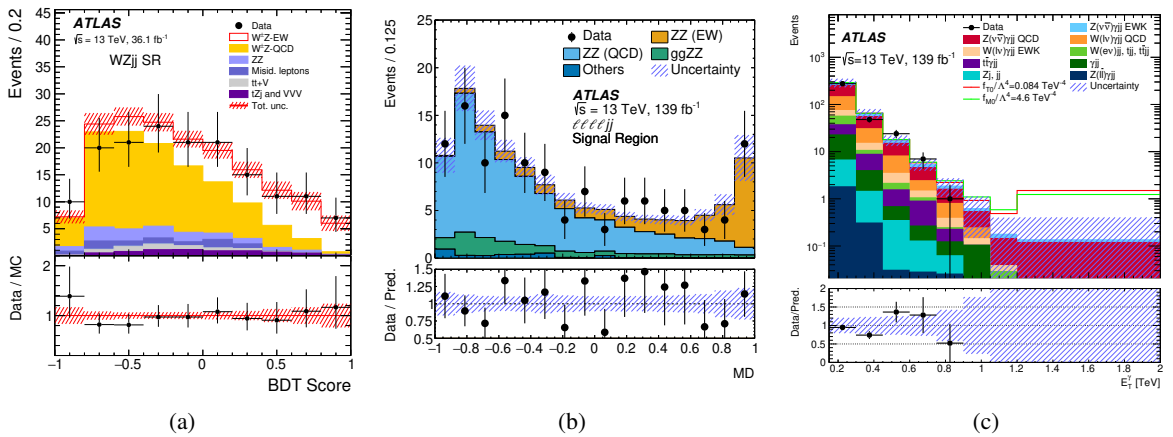


Figure 33: (a) Post-fit distributions of the BDT score in the  $WZjj$  signal region [191], (b) post-fit event yields as a function of the BDT score in the EW  $ZZjj$   $\ell\ell\ell\ell jj$  SR [189] and (c) event yield as a function of  $E_T^\gamma$  for an EW  $Z(\rightarrow \nu\bar{\nu})\gamma jj$  selection [194]. The lower panels show the ratios of the data to the predictions.

found in agreement with LO SM prediction by MADGRAPH5+PYTHIA 8 and SHERPA 2.2.12. The results are used to derive constraints on dim 8 EFT operators, including the first LHC constraints on the coefficients  $f_{T3}$  and  $f_{T4}$  of dim-8 tensor-type operators.

Figure 34 shows an overview of EW measurements relevant for SM or BSM triple and quartic gauge couplings: EW production of single gauge bosons and gauge boson pairs and triboson measurements. The figure demonstrates the significant step in precision with the higher centre-of-mass energy and the large data sample.

## 10 Production of three gauge bosons

The production of three gauge bosons is a sensitive probe of the SM gauge structure and among the rarest processes measured at the LHC [198]. The increased centre-of-mass energy and large integrated luminosity of the 13 TeV data sample allowed the first observation of the production of three heavy gauge bosons. Figure 34 shows an overview of all ATLAS triboson measurements. Figure 35 shows examples of LO triboson production in the SM.

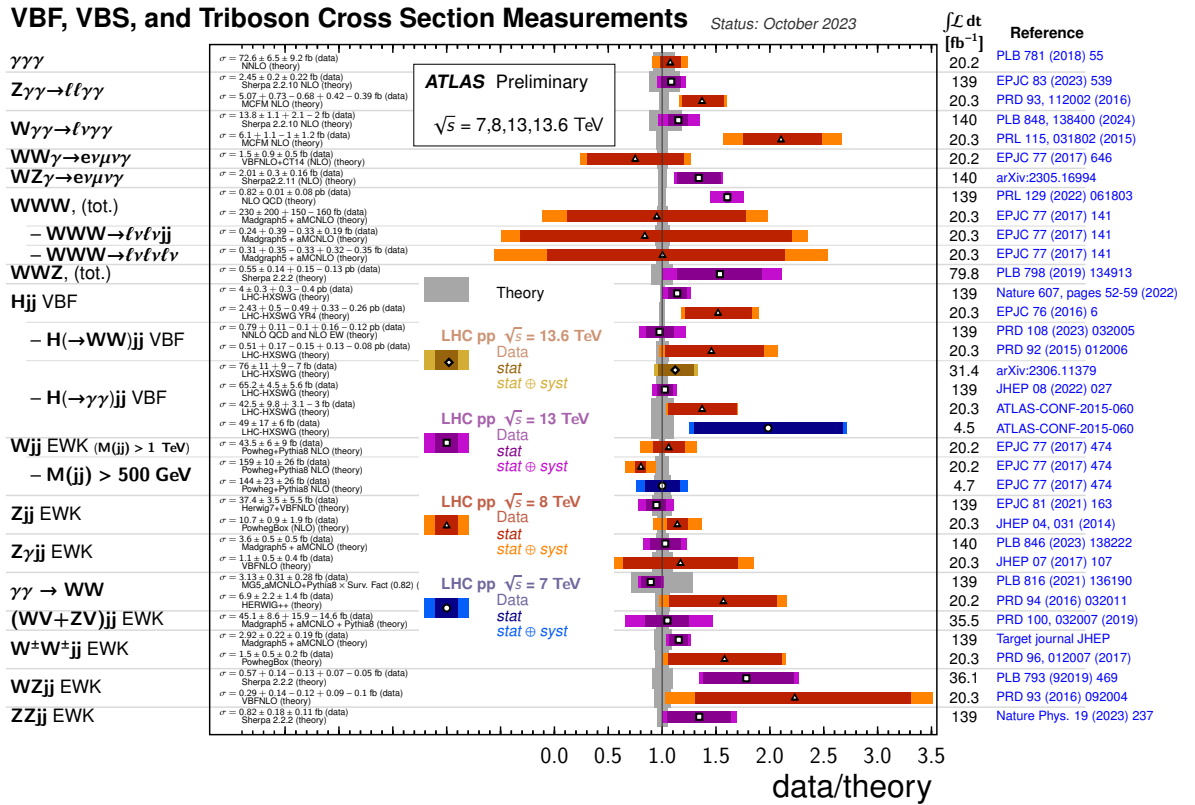


Figure 34: Overview of ATLAS measurements of EW production of single gauge bosons and gauge boson pairs and of triboson production [96]. The results discussed in this review are shown with a square marker.

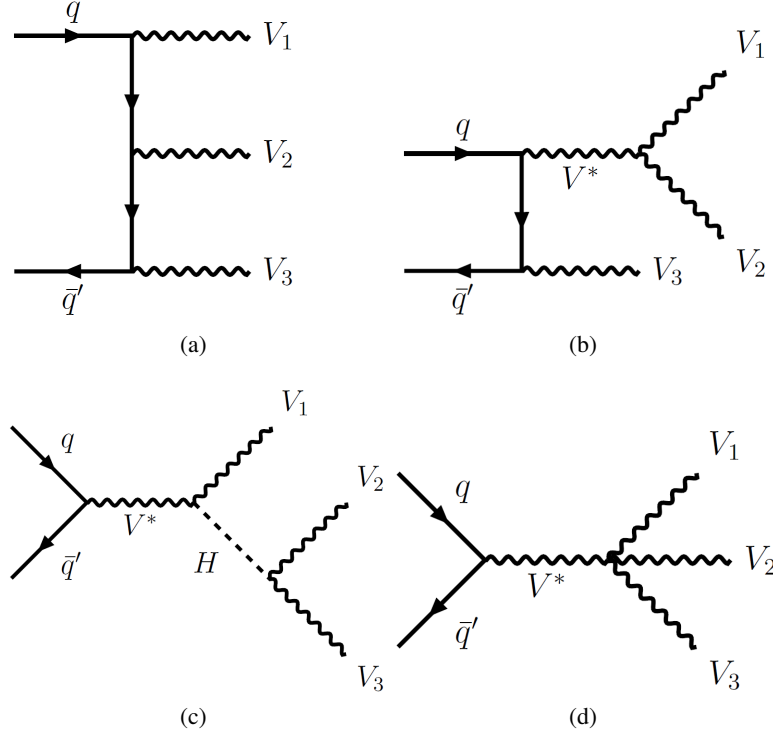


Figure 35: Example Feynman diagrams for the production of three massive vector bosons, including (a)  $t$ -channel production, (b) and (c) diagrams sensitive to triple gauge couplings and (d) diagrams sensitive to quartic gauge couplings [199].

Triboson production involving one or more  $W$  bosons can proceed through  $t$ -channel processes, but also diagrams involving TGCs or QGCs. Figure 35 shows example Feynman diagrams for triboson production. For neutral gauge bosons, only  $t$ -channel processes contribute in the SM. As discussed before, diagrams with TGCs or QGCs are interesting as they are susceptible to enhancements from BSM physics, leading to anomalous couplings. With the Run 1 LHC data only the production of the combinations  $\gamma\gamma\gamma$  [200] and  $Z\gamma\gamma$  [201] was observed. The higher centre-of-mass energies and the large Run 2 data sample allowed the observation of three additional processes:  $W\gamma\gamma$  [202],  $WWW$  [203] and  $WZ\gamma$  [204]. The  $Z\gamma\gamma$  production was measured for the first time in a phase space dominated by the initial-state radiation contribution [205].

The first observation of  $WWW$  production [203] is based on final states with two same-charge leptons and at least two jets ( $\ell\nu\ell\nu jj$ ) and with three leptons ( $\ell\nu\ell\nu\ell\nu$ ), excluding opposite-sign same-flavour pairs. The signal is extracted via a fit to multivariate classifiers in four signal regions and to  $m_{\ell\ell\ell}$  in three  $WZ$  CRs (see Figure 36(a)). The measured cross-section is  $2.6\sigma$  above the SM prediction, calculated at NLO in QCD and at LO EW accuracy.

The  $WZ\gamma$  signal [204] is selected via a triplepton+ $\gamma$  final state, with one lepton pair consistent with coming from a  $Z$  decay. The signal is extracted via a combined fit to the SR and of  $ZZ\gamma$  and  $ZZ(e \rightarrow \gamma)$  CRs. The resulting cross-section is consistent with the SM prediction from SHERPA 2.2.11 within  $1.5\sigma$  (see Figure 36(b)).

The  $W\gamma\gamma$  [202] signal is selected via  $e\nu\gamma\gamma$  and  $\mu\nu\gamma\gamma$  final states. The signal is extracted via a combined fit to the SR and a top-quark ( $t\tau\gamma$ ,  $tW\gamma$ ,  $tq\gamma$ ) CR. The extracted cross-section is in excellent agreement

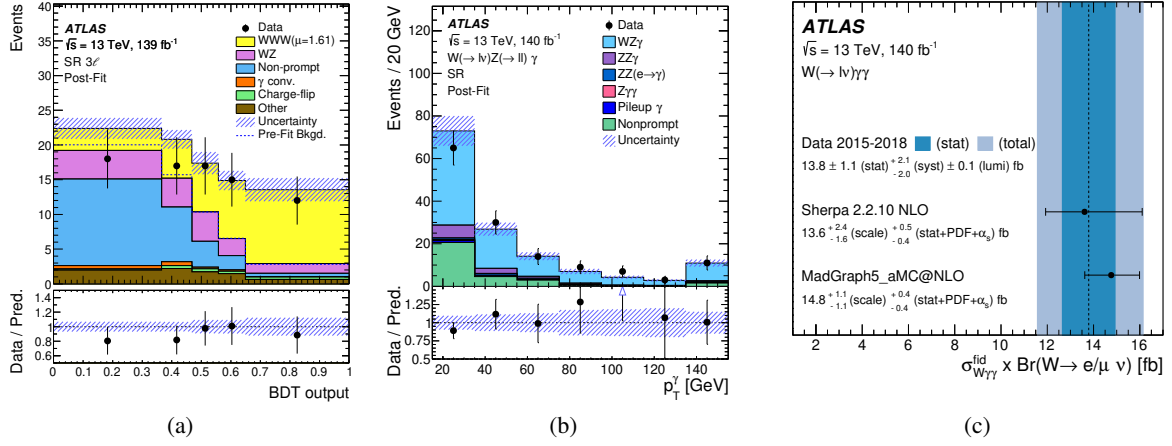


Figure 36: (a) Postfit  $WWW$  BDT score in the 3-lepton channel [203], (b) distribution of photon  $E_T$  in the  $WZ\gamma$  SR [204] and (c) the measured fiducial  $W(\rightarrow e\nu/\mu\nu)\gamma\gamma$  integrated cross-section compared with theory predictions [202]. The lower panels show the ratios of the data to the predictions.

with the prediction from SHERPA 2.2.10 (see Figure 36(c)).

The  $Z\gamma\gamma$  [205] signal is selected in final states with two isolated photons and two electrons/muons. The final-state radiation contribution is suppressed by requirements on 2-body and 3-body subsystem masses. The integrated cross-section is measured with a precision of 12% and is in agreement with the SM predictions from SHERPA 2.2.10 and MADGRAPH5\_AMC@NLO 2.7.3. Differential cross-sections are measured in six variables and found to be in agreement with the predictions. The distribution of  $p_T^l$  is used to extract constraints on eight dimension 8 EFT operators.

## 11 Photon–photon interactions

Beams of protons and ions accelerated to TeV energies at the LHC provide an opportunity to study not only the strong interactions between hadrons, but also processes involving photons in the initial state. This is due to the presence of intense EM fields associated with the colliding hadrons. The EM interactions are dominant at large impact parameters,  $b > 2R$ , where  $R$  is a typical radius of the charge distribution. Therefore such collisions are also referred to as ultraperipheral collisions (UPC) [206, 207].

The EM fields associated with the ultrarelativistic hadrons can be treated as fluxes of quasi-real photons according to the equivalent photon approximation formalism [206]. Since each photon flux scales as  $Z^2$ , where  $Z$  is the atomic number, the two-photon luminosities are significantly enhanced for heavy ion beams, up to  $Z^4 = 4.5 \cdot 10^7$  in the case of Pb+Pb collisions. The photon energy spectra follow a power-law behaviour ( $E^{-1}$ ) up to energies of the order of  $E \approx \gamma/R$  (where  $\gamma$  is the relativistic Lorentz factor of the proton or ion), beyond which the photon flux is exponentially suppressed. Hence, the initial photon spectrum is harder for smaller charges, which favours proton over Pb beams in the production of final states with large invariant masses, such as  $W$  boson pairs.

## 11.1 Production of lepton pairs

Among the possible set of photon-induced reactions, the exclusive production of lepton pairs from photon–photon collisions, i.e.,  $\gamma\gamma \rightarrow \ell\ell$  ( $\ell = e, \mu$ ), is the most elementary process. It is a particularly effective tool to study the photon flux and production cross-sections, and to investigate the effects of nuclear break-up in UPC heavy-ion collisions, or the modelling of strong-force interactions between scattered protons, which suppress cross-sections by factors known as soft-survival probabilities [208].

A measurement of the cross-sections for exclusive dimuon production,  $pp \rightarrow p(\gamma\gamma \rightarrow \mu\mu)p$ , at  $\sqrt{s} = 13$  TeV is performed, using a partial Run 2 data sample corresponding to an integrated luminosity of  $3.2 \text{ fb}^{-1}$  [209]. To select exclusive  $\gamma\gamma \rightarrow \mu\mu$  candidates, a veto on additional charged-particle track activity is applied. The fiducial cross-section in the dimuon invariant mass range between 12 GeV and 70 GeV and differential cross-sections as a function of the dimuon invariant mass, are measured.

The observation of forward proton scattering in association with muon or electron pairs produced via photon–photon fusion,  $pp \rightarrow p(\gamma\gamma \rightarrow \ell\ell)p^{(*)}$ , is also performed by ATLAS [210], in a similar way to the CMS and TOTEM analyses [211]. Proton–proton collision data recorded at  $\sqrt{s} = 13$  TeV are analysed, corresponding to an integrated luminosity of  $15 \text{ fb}^{-1}$ . The  $p^{(*)}$  indicates that the other final-state proton either stays intact (but is undetected) or fragments to a low mass hadronic system after emitting a photon. One of the scattered protons is detected by the AFP [212] while the leptons are reconstructed by the central ATLAS detector, as shown in Figure 37. This figure demonstrates that the proton energy loss  $\xi$  measured in the AFP spectrometer is compatible with the proton energy loss calculated based on lepton kinematics. Both ATLAS  $pp \rightarrow p(\gamma\gamma \rightarrow \ell\ell)p^{(*)}$  measurements at  $\sqrt{s} = 13$  TeV are compared with theoretical predictions that include corrections for soft-survival effects. These predictions are in reasonable agreement with the measured cross-sections [209, 210].

Exclusive dilepton production,  $\text{Pb}+\text{Pb} \rightarrow \text{Pb}^{(*)}(\gamma\gamma \rightarrow \ell\ell)\text{Pb}^{(*)}$ , via both electron-pair and muon-pair final states, is also measured by ATLAS, by utilising up to  $1.7 \text{ nb}^{-1}$  of Pb+Pb data recorded at  $\sqrt{s_{NN}} = 5.02$  TeV [213, 214]. The events are categorised relative to the presence of forward neutrons emitted as a result of Pb ion excitation ( $\text{Pb}^*$ ) due to multiple Coulomb interactions accompanying the dilepton production process. Such neutrons are detected via the zero-degree calorimeters [215]. Differential

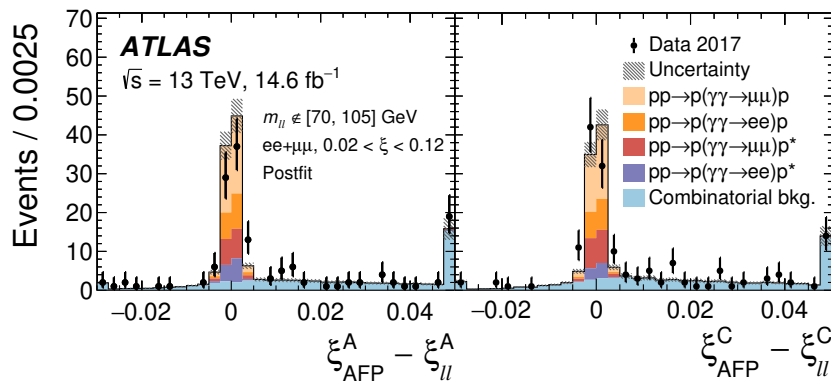


Figure 37: Distributions of the difference of proton energy loss for the process  $pp \rightarrow p(\gamma\gamma \rightarrow \ell\ell)p^{(*)}$  measured in the AFP spectrometer ( $\xi_{\text{AFP}}$ ) and the expected proton energy loss based on lepton kinematics ( $\xi_{\ell\ell}$ ) for the two detector sides (labeled as A and C) [210]. The simulated predictions are normalised to data to illustrate the expected signal composition.



cross-sections in a fiducial acceptance are presented as a function of several dilepton kinematic variables, and compared with theory calculations. In particular, the muon kinematics can be used to estimate the initial photon energies,  $k_1$  and  $k_2$ :  $k_{1,2} = (1/2)m_{\mu\mu} \exp(\pm y_{\mu\mu})$ , where  $m_{\mu\mu}$  is the dimuon invariant mass and  $y_{\mu\mu}$  is the dimuon rapidity. Since the two photons are emitted independently, each event can be characterised by the maximum and minimum photon energies  $k_{\max}$  and  $k_{\min}$ , where  $k_{\max}$  is the larger of the two photon energies. Generally, as shown in Figure 38(a), good agreement is found but some systematic differences are seen, which may be explained by deficiencies in the modelling of the incoming photon flux.

The production of  $\tau$ -lepton pairs in Pb+Pb UPC provides a highly interesting opportunity to study the EM properties of the  $\tau$ -lepton. The  $\gamma\gamma \rightarrow \tau\tau$  channel is challenging due to hadronic backgrounds and neutrinos in  $\tau$ -lepton decays diluting visible final-state kinematics. The ATLAS and CMS Collaborations report the observation of the  $\gamma\gamma \rightarrow \tau\tau$  process in Pb+Pb UPC [216, 217], where semileptonic  $\tau\tau$  decays into a muon and charged-particle track(s) are exploited. The measurements are found to be compatible with SM predictions, with a signal strength of  $\mu_{\tau\tau} = 1.03^{+0.06}_{-0.05}$  measured by ATLAS. The measured signal event properties are used to set constraints on the  $\tau$ -lepton anomalous magnetic moment, corresponding to  $-0.057 < a_\tau < 0.024$  at 95% confidence level (CL). The precision of the ATLAS measurement is similar to the most precise single-experiment measurement by the DELPHI Collaboration at LEP [218] (see Figure 38(b)). The ATLAS result represents the first use of hadron-collider data to test the EM properties

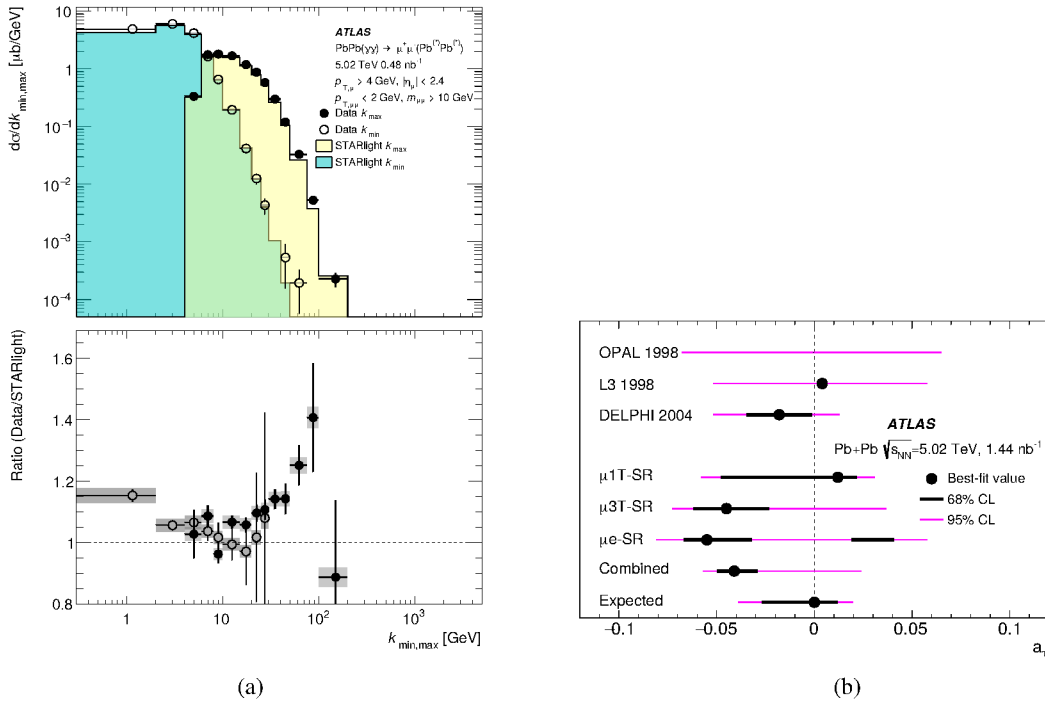


Figure 38: (a) Differential cross-sections for exclusive dimuon production in Pb+Pb UPC as a function of the maximum photon energy ( $k_{\max}$ ) and minimum photon energy ( $k_{\min}$ ) [214]. (b) ATLAS measurements of  $\tau$ -lepton anomalous magnetic moment ( $a_\tau$ ) from fits to individual signal regions, and from the combined fit [216]. These are compared with existing measurements from various experiments at LEP. The lower panel in (a) shows the ratio of the data to the predictions.

of the  $\tau$ -lepton.

## 11.2 Light-by-light scattering

Light-by-light (LbyL) scattering,  $\gamma\gamma \rightarrow \gamma\gamma$ , is a rare process in the SM that proceeds at lowest order in quantum electrodynamics (QED) via virtual one-loop box diagrams involving charged fermions (leptons and quarks) and  $W$  bosons. LbyL scattering via an electron loop can be precisely, albeit indirectly and in a different phase-space region, tested in measurements of the anomalous magnetic moment of the electron and muon [219, 220]. The  $\gamma\gamma \rightarrow \gamma\gamma$  reaction can also be studied in photon scattering in the Coulomb field of a nucleus (Delbrück scattering) [221] and in the photon splitting process [222].

An alternative way by which LbyL interactions can be studied is by using Pb+Pb UPC events at the LHC [223, 224]. In such a case, the final-state signature of interest is the exclusive production of two photons,  $\text{Pb+Pb} \rightarrow \text{Pb}^{(*)}(\gamma\gamma \rightarrow \gamma\gamma)\text{Pb}^{(*)}$ , where the diphoton final state is measured in the detector surrounding the Pb+Pb interaction region, and the incoming Pb ions survive the EM interaction, with a possible EM excitation. Hence, one expects that two low-energy photons be detected with no further activity in the central detector. In particular, no reconstructed charged-particle tracks originating from the Pb+Pb interaction point are expected, as demonstrated in Figure 39.

The first direct evidence of the LbyL process in Pb+Pb UPC at the LHC was established by the ATLAS [225] and CMS [226] Collaborations. The evidence was obtained from Pb+Pb data recorded in 2015 at a centre-of-mass energy of  $\sqrt{s_{NN}} = 5.02$  TeV with integrated luminosities of  $0.5 \text{ nb}^{-1}$  (ATLAS) and  $0.4 \text{ nb}^{-1}$  (CMS). Exploiting a data sample of Pb+Pb collisions collected in 2018 at the same centre-of-mass energy with an integrated luminosity of  $1.7 \text{ nb}^{-1}$ , the ATLAS Collaboration observed LbyL scattering with a significance of 8.2 standard deviations [227].

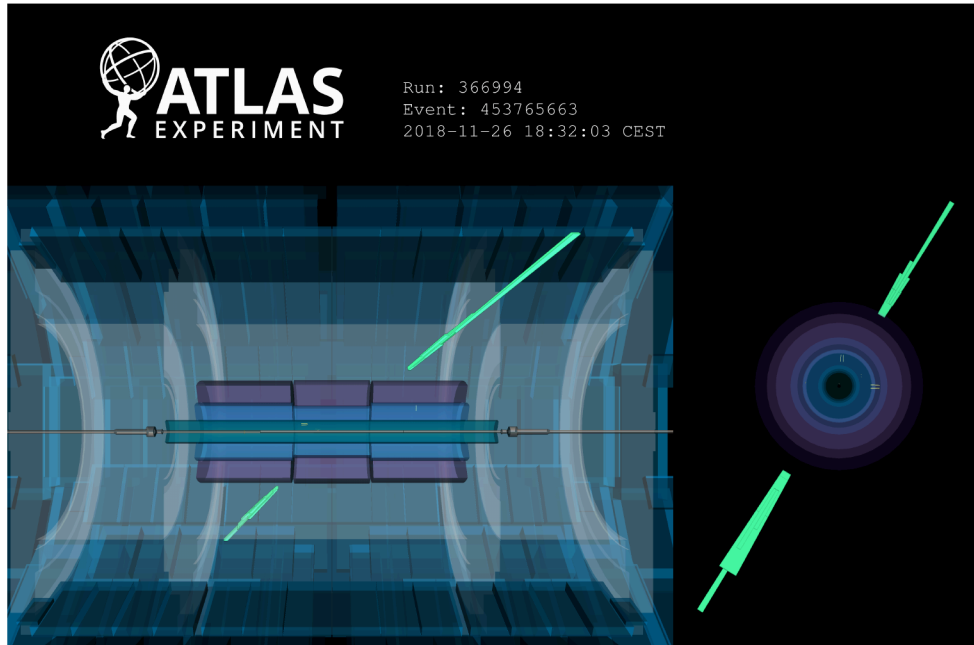


Figure 39: Event display for an exclusive  $\gamma\gamma \rightarrow \gamma\gamma$  candidate recorded in Pb+Pb Run 2 data by ATLAS. Two back-to-back photons with an invariant mass of 29 GeV and no additional activity in the detector are shown.

In the combined 2015 and 2018 Pb+Pb data analysis [228], ATLAS studied the LbyL scattering with improved precision and more detail. In addition to the fiducial cross-section, ATLAS measures the differential cross-sections as a function of several properties of the final-state photons (see Figure 40). All measured cross-sections are consistent within two standard deviations with the SM theory predictions for LbyL scattering. The result explores a broader range of diphoton masses, increasing the expected signal yield by about 50% in comparison to the previous ATLAS measurements.

The measurement of LbyL scattering is sensitive to BSM processes, such as ‘axion-like’ particles. These are hypothetical pseudoscalar particles with typically weak interactions with SM particles. The diphoton invariant mass distribution reported by ATLAS is used to set limits on the production of axion-like particles [228]. This result provides the most stringent limits to date on axion-like particle production for masses in the range of 6–100 GeV.

### 11.3 Exclusive $W$ boson pair production

The study of  $W$  boson pair production from the interaction of incoming photons ( $\gamma\gamma \rightarrow WW$ ) offers a unique window to a wide range of physical phenomena. In the SM, the  $\gamma\gamma \rightarrow WW$  process proceeds through trilinear and quartic gauge-boson interactions. This process is unique in that, at leading order, it only involves diagrams with self-couplings of the electroweak gauge bosons, as shown in Figure 41.

ATLAS has studied the  $pp \rightarrow p^{(*)}(\gamma\gamma \rightarrow WW)p^{(*)}$  reaction at  $\sqrt{s} = 13$  TeV using full Run 2 data sample [196]. Previously, the ATLAS and CMS Collaborations found evidence for  $\gamma\gamma \rightarrow WW$  production with the Run 1 data, ATLAS by using 8 TeV  $pp$  collisions [230] and CMS by combining their 7 TeV and 8 TeV  $pp$  collision data [231, 232].

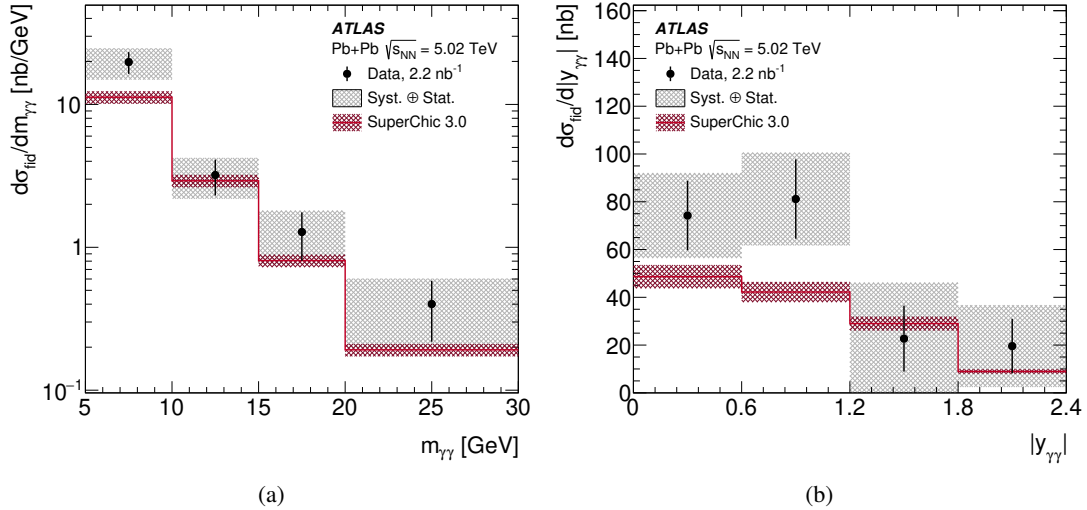


Figure 40: Measured differential fiducial cross-sections of  $\gamma\gamma \rightarrow \gamma\gamma$  production in Pb+Pb collisions at  $\sqrt{s_{NN}} = 5.02$  TeV for (a) diphoton invariant mass and (b) diphoton absolute rapidity [228]. The measured cross-section values are shown as points with error bars giving the statistical uncertainty and the bands indicating the size of the total uncertainty. The results are compared with the prediction from the SUPERCHIC 3 MC generator [229] (solid line) with bands denoting the theoretical uncertainty.

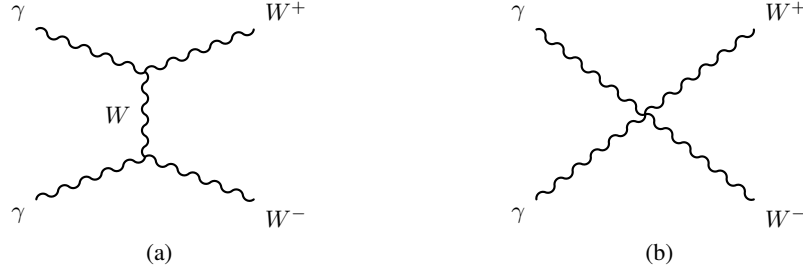


Figure 41: The leading-order Feynman diagrams contributing to the  $\gamma\gamma \rightarrow WW$  process are (a) the  $t$ -channel diagram proceeding via the exchange of a  $W$  boson between two  $\gamma WW$  vertices and (b) a diagram with a quartic  $\gamma\gamma WW$  coupling). In addition, a  $u$ -channel diagram exists (not shown), which also proceeds via two  $\gamma WW$  vertices.

Events with leptonic  $W$  boson decays into  $e\nu\mu\nu$  final states are selected by requiring that no tracks except those of the two charged leptons are associated with the production vertex, following the strategy developed in the previous  $pp \rightarrow p(\gamma\gamma \rightarrow \ell\ell)p$  measurements [209]. The modelling of the hadronic activity in quark- and gluon-induced background processes, and uncorrelated activity from additional  $pp$  interactions, is constrained using same-flavour  $Z \rightarrow \ell\ell$  events in data, reducing the associated uncertainties by a significant amount. The background-only hypothesis is rejected with a significance of 8.4 standard deviations whereas well above 5 standard deviations was expected. The signal strength and the cross-section for the sum of elastic and dissociative production mechanisms are measured. The cross-section for the  $\gamma\gamma \rightarrow WW$  process is measured in a fiducial volume close to the acceptance of the detector. The measured cross-section is found to be in agreement with the SM prediction and may serve as input into future EFT interpretations.

## 12 Measurements of fundamental parameters of the SM

With the discovery of the Higgs boson [233, 234] and the measurement of its mass, the EW sector of the SM is overconstrained [235], such that precise measurements of fundamental parameters can serve as a probe of the SM, and a means to search for new physics in a model-independent way. In the QCD sector, the SM can precisely predict the energy dependence of the strong coupling but relies on experimental input to determine its value at a reference scale [236]. During LHC Run 2, ATLAS performed a range of precise measurements of fundamental parameters of the SM, not only on  $\sqrt{s} = 13$  TeV data but also on the  $\sqrt{s} = 7$  TeV and  $\sqrt{s} = 8$  TeV data samples. The latter profited from the more precise predictions, more recent PDF sets and advanced statistical methods, available during Run 2, while at the same time benefitting from lower pile-up and lower trigger thresholds in the Run 1 data samples.

### 12.1 Reanalysis of the $W$ mass measurement

The mass of the  $W$  boson,  $m_W$ , is one of the fundamental parameters of the EW sector of the SM and affects the Higgs boson and top-quark masses  $m_H$  and  $m_t$  via radiative corrections. The first  $m_W$  measurement at the LHC was performed by ATLAS [237] on the Run 1  $\sqrt{s} = 7$  TeV data, which has now been reanalyzed in the context of a significant tension with the precise measurement from the CDF Collaboration [238]. The  $W$  boson mass is extracted from template fits to the  $p_T^\ell$  and  $m_T$  distributions. While the original analysis used sequential fits with templates altered according to the systematic uncertainties, the reanalysis uses

a simultaneous fit with a detailed model of statistical and systematic uncertainties and their correlations and a more advanced proton PDF as a baseline [239]. This results in a shift of the central value within the uncertainty of the first publication and a reduced total uncertainty. The updated  $m_W$  measurement is  $m_W = 80\,366.5 \pm 9.8(\text{stat.}) \pm 12.5(\text{syst.}) \text{ MeV} = 80\,366.5 \pm 15.9 \text{ MeV}$ . Figure 42(a) compares the updated measurement of  $m_W$  to the SM prediction from the global EW fit [240] and measurements from other experiments. The new ATLAS  $m_W$  measurement has moved even closer to the SM prediction.

The EW theory also precisely predicts the  $W$  decay width  $\Gamma_W$ , as the sum of the partial decay widths into SM particles [240]. ATLAS uses the same input distributions and fit methods that are employed to extract  $m_W$  to derive the first measurement of  $\Gamma_W$  at the LHC, resulting in:  $\Gamma_W = 2202 \pm 32(\text{stat}) \pm 34(\text{syst}) \text{ MeV} = 2202 \pm 47 \text{ MeV}$ . Figure 42(b), compares the ATLAS measurement of  $\Gamma_W$  with the SM prediction and measurements from other experiments. The measurement agrees with the SM prediction within two standard deviations.

## 12.2 Determination of $\alpha_s$ from $Z$ boson $p_T$

The strong coupling  $\alpha_s$ , measured at a reference energy scale, is the least precisely determined fundamental coupling constant [241]. While the precision of the ATLAS TEEC based  $\alpha_s$  measurement in jet events, detailed in Section 6.2, has significantly improved, it is still limited by the residual uncertainty in the NNLO theory prediction. Recently, ATLAS performed a novel measurement of  $\alpha_s$  in Drell–Yan events, which exceeds the precision of the jet-based measurements:

In LHC Drell–Yan  $Z$  production, QCD initial-state radiation leads to the recoil of the  $Z$  boson which acquires non-zero transverse momentum. The ATLAS Run 1  $\sqrt{s} = 8 \text{ TeV}$  data sample was used to determine  $\alpha_s$  from the low-momentum Sudakov region [242] of the  $p_T$  distribution of  $Z$  bosons [236] (see Figure 43(a)) as measured in [109] (see Section 8.3). Determining the cross-sections in the full phase space, allows comparison to predictions at the unprecedented order of  $N^3\text{LO}$  in the strong coupling and at approximate  $N^4\text{LL}$  calculated with DYTURBO [243], using the approximate  $N^3\text{LO}$  MSHT20 PDF set [244]. The parameter  $\alpha_s$  is extracted via a  $\chi^2$  fit to the measured double-differential  $p_T$ – $y$  distribution of the  $Z$

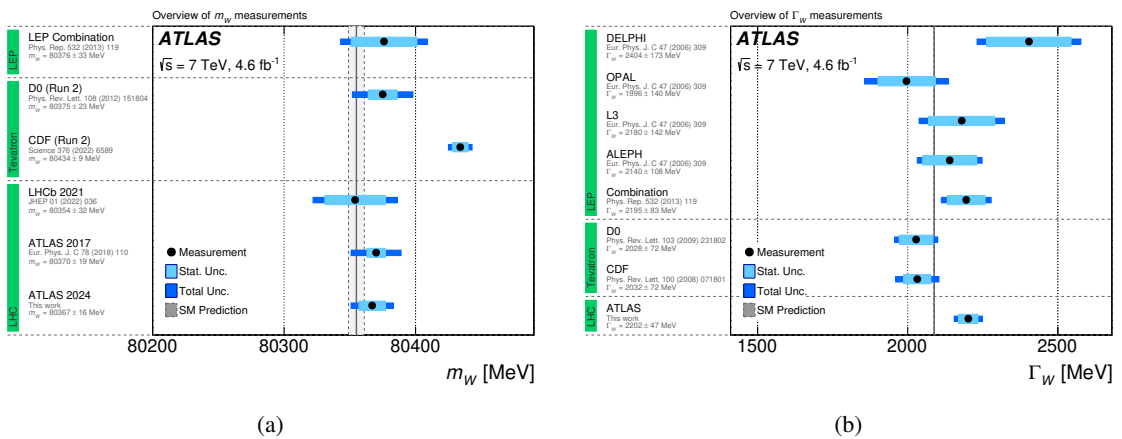


Figure 42: The measured values of (a)  $m_W$  and (b)  $\Gamma_W$  compared with the SM prediction from the global EW fit and measurements from other experiments [239].

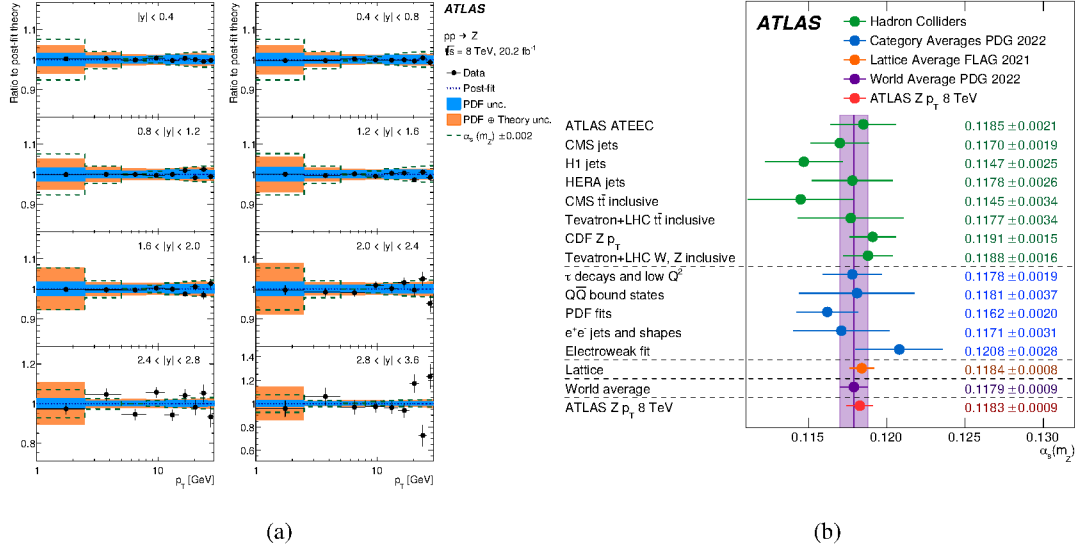


Figure 43: (a) Ratios of the measured double-differential cross-sections to the post-fit predictions, both as functions of the transverse momentum and rapidity of the Z boson. The dependency on  $\alpha_s$  is indicated. (b) Comparison of the determination of  $\alpha_s(m_Z)$  from the Z boson transverse-momentum distribution with other determinations at hadron colliders, the PDG category averages, the lattice QCD determination and with the PDG world average [236].

boson. Figure 43(a), shows the post-fit ratios of the double-differential cross-sections to predictions. The resulting value is  $\alpha_s(m_Z) = 0.1183 \pm 0.0009$ , where the largest contributions to the uncertainty are from experimental effects, PDFs, residual theory uncertainties from scale choices and heavy-quark contributions. Figure 43(b) presents this result together with other determinations of  $\alpha_s$ . This result is the most precise experimental determination of  $\alpha_s(m_Z)$  achieved so far.

### 12.3 Measurement of the Z boson invisible width

Part of the Run 2 data sample is used to perform a direct measurement of the invisible Z width  $\Gamma(Z \rightarrow \text{inv})$  [245] using the ratio of  $Z(\rightarrow \nu\nu) + \text{jets}$  to  $Z(\rightarrow \ell\ell) + \text{jets}$  cross-sections, defined as

$$R^{\text{miss}}(p_{T,Z}) = \frac{\frac{d\sigma(Z+\text{jets}) \times B(Z \rightarrow \nu\nu)}{d(p_{T,Z})}}{\frac{d\sigma(Z+\text{jets}) \times B(Z \rightarrow \ell\ell)}{d(p_{T,Z})}} \quad (5)$$

in a common phase space with  $p_{T,Z} > 130$  GeV and a jet with  $p_T > 110$  GeV. After bin-wise correction for detector effects and an additional correction of the  $Z \rightarrow \ell\ell$  component for the  $m_{\ell\ell}$  requirement and for the  $\gamma^*$  contributions,  $R^{\text{miss}}$  is independent of  $p_{T,Z}$  (see Figure 44(a)).  $\Gamma(Z \rightarrow \text{inv})$  is then extracted from the result  $\hat{R}^{\text{miss}}$  of a fit to  $R^{\text{miss}}(p_{T,Z})$  as  $\Gamma(Z \rightarrow \text{inv}) = \hat{R}^{\text{miss}}\Gamma(Z \rightarrow \ell\ell)$  using the well-constrained  $e^+e^-$  measurement of  $\Gamma(Z \rightarrow \ell\ell)$ . The invisible width is determined with 2.5% uncertainty as  $\Gamma(Z \rightarrow \text{inv}) = 506 \pm 13$  MeV. This is in good agreement with the lineshape-based measurement at LEP and the most precise experimental result to date for a measurement based on recoil final states (see Figure 44(b)).



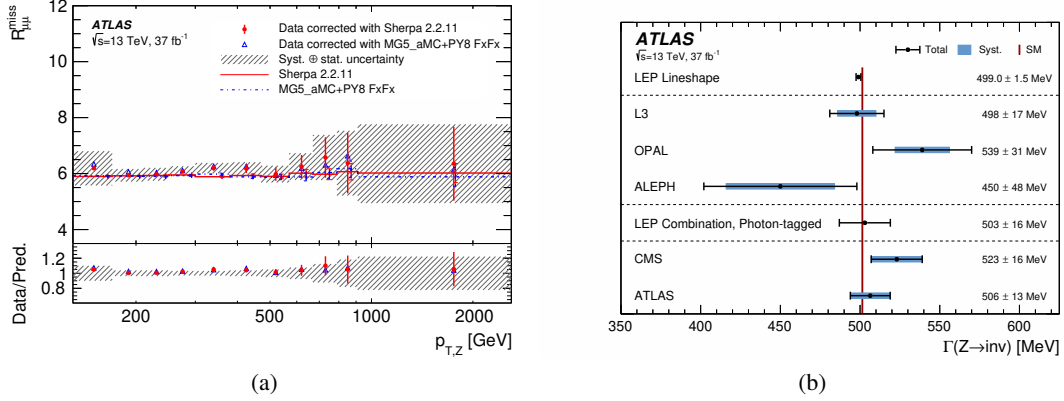


Figure 44: (a) Measured  $R^{\text{miss}}$  in the muon channel as a function  $p_{T,Z}$  in the common phase space and (b) comparison of the ATLAS  $\Gamma(Z \rightarrow \text{inv})$  measurement to direct measurements by other experiments [245].

## 13 Precision measurements of $b$ -hadron decays in searches for contributions from new physics

In addition to direct searches for new physics and new particles, a very promising direction of indirect searches proceeds via precision studies of low-energy phenomena. The detailed studies of the  $b$ -quark plays a special role in testing the flavour structure of the SM and searching for BSM physics [246]. This section summarises three such studies. The first study concerns the  $CP$  violation arising from an interference between mixing and decay amplitudes of the  $B_s$  meson. Secondly, the search for the rare decays of  $B$  mesons into a pair of oppositely charged muons is discussed. Finally, the lifetime of the  $B_s$  meson is measured in the rare dimuon decay channel.

### 13.1 $CP$ violation with $B_s \rightarrow J/\psi\phi$

In the presence of BSM phenomena, new sources of  $CP$  violation in  $b$ -hadron decays can arise in addition to those predicted by the SM [247]. In the  $B_s^0 \rightarrow J/\psi\phi$  decay,  $CP$  violation occurs due to interference between the  $B_s^0-\bar{B}_s^0$  mixing and the  $B_s^0 \rightarrow J/\psi\phi$  decay. The  $CP$ -violating phase  $\phi_s$  is defined as the weak phase difference between the  $B_s^0-\bar{B}_s^0$  mixing amplitude and the  $b \rightarrow c\bar{c}s$  decay amplitude. In the SM, the phase  $\phi_s$  is small and is related to the Cabibbo–Kobayashi–Maskawa (CKM) quark mixing matrix elements via the relation  $\phi_s \simeq -2\beta_s$ , with  $\beta_s = \arg[-(V_{ts}V_{tb}^*)/(V_{cs}V_{cb}^*)]$ . A value of  $-2\beta_s = -0.0368 \pm 0.0010$  rad is predicted by the UTfit Collaboration [248]. While large enhancements are excluded by the precise measurement of the oscillation frequency [249], any new physics couplings involved in the mixing may still increase the size of the observed  $CP$  violation by enhancing the mixing phase  $\phi_s$  relative to the SM value.

Using  $80.5 \text{ fb}^{-1}$  of integrated luminosity collected from 13 TeV proton–proton collisions at the LHC, combined with data from  $19.2 \text{ fb}^{-1}$  of 7 TeV and 8 TeV, ATLAS measures the  $B_s^0 \rightarrow J/\psi\phi$  decay parameters in the channel  $B_s^0 \rightarrow J/\psi(\mu^+\mu^-)\phi(K^+K^-)$  including the  $CP$ -violating phase  $\phi_s$ , the width difference  $\Delta\Gamma_s$  between the  $B_s^0$  meson mass eigenstates and the average decay width  $\Gamma_s$  [250].

The ATLAS result is presented in the form of the two-dimensional likelihood contours in the  $\phi_s$ - $\Delta\Gamma_s$  plane and is compared with the results up to 2021 from CMS [251] and LHCb [252–256] in Figure 45, prepared by the HFLAV Collaboration [257]. The combination is performed with the  $\Delta\Gamma_s$  errors scaled by a factor of 1.78 because of a tension in current experimental results. Older results from CDF [258] and D0 [259] are also shown. So far all results are consistent with the SM predictions [260, 261]. By including data from Run 3 and HL-LHC [262], the sensitivity will increase further and allow definitive conclusions.

### 13.2 Rare $B_{(s)}^0 \rightarrow \mu^+\mu^-$ decays: measurement of branching fractions

Flavour-changing neutral-current processes are highly suppressed in the SM. The branching fractions of the decays  $B_{(s)}^0 \rightarrow \mu^+\mu^-$  are, in addition, helicity suppressed in the SM, and are predicted to be  $\mathcal{B}(B_s^0 \rightarrow \mu^+\mu^-) = (3.65 \pm 0.23) \times 10^{-9}$  and  $\mathcal{B}(B_d^0 \rightarrow \mu^+\mu^-) = (1.06 \pm 0.09) \times 10^{-10}$  [263]. The small values and the high precision of these predictions provide a favourable environment for observing contributions from BSM physics. Significant deviations from SM predictions could arise in models involving non-SM heavy particles, such as those predicted in the minimal supersymmetric SM [264–268] and in extensions such as minimal flavour violation [269, 270], two-Higgs-doublet models [268], and others [271, 272]. The branching fractions of the decay  $B_{(s)}^0 \rightarrow \mu^+\mu^-$  is measured by the LHCb [273] and CMS [274] Collaborations.

Using  $pp$  LHC data at 13 TeV corresponding to an integrated luminosity of  $26.3 \text{ fb}^{-1}$  (collected in 2015 and 2016) [275], the  $B_s^0$  branching fraction is measured as  $\mathcal{B}(B_s^0 \rightarrow \mu^+\mu^-) = (3.2_{-1.0}^{+1.1}) \times 10^{-9}$ , where the uncertainty includes both the statistical and systematic contributions. For the  $B_d^0$  an upper limit  $\mathcal{B}(B_d^0 \rightarrow \mu^+\mu^-) < 4.3 \times 10^{-10}$  is placed at 95% CL. Combining with the Run 1 data sample

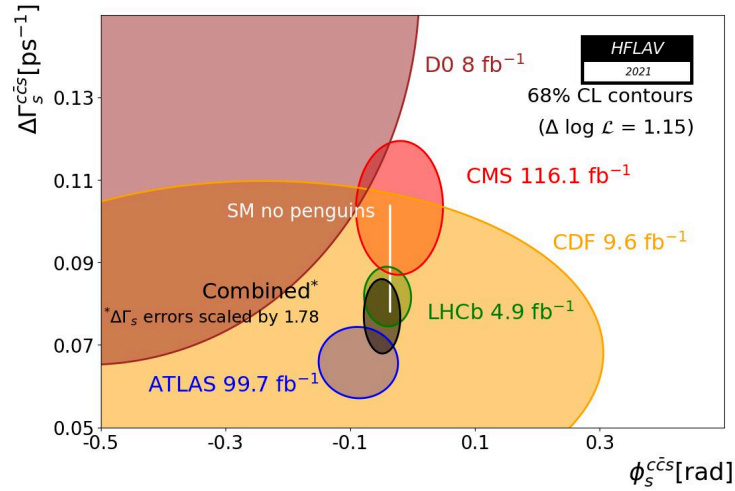


Figure 45: Contours of 68% confidence level in the  $\phi_s$ - $\Delta\Gamma_s$  plane, including results from CMS and LHCb using all  $B_s^0$  channels, prepared by the HFLAV Collaboration [257]. The blue contour shows the ATLAS result for 13 TeV combined with 7 TeV and 8 TeV. The LHC combination is shown in black. Older results from CDF and D0 are also shown. In all contours the statistical and systematic uncertainties are combined in quadrature. The SM prediction neglecting penguin contributions is shown as a very thin white rectangle.

that used  $25.0 \text{ fb}^{-1}$  of 7/8 TeV data [276], ATLAS obtains  $\mathcal{B}(B_s^0 \rightarrow \mu^+ \mu^-) = \left(2.8^{+0.8}_{-0.7}\right) \times 10^{-9}$  and  $\mathcal{B}(B_d^0 \rightarrow \mu^+ \mu^-) < 2.1 \times 10^{-10}$ . All the results are compatible with the branching fractions predicted by the SM and with currently available results from other experiments. Figure 46 shows the likelihood contours for the combined Run 1 and Run 2 result for  $\mathcal{B}(B_s^0 \rightarrow \mu^+ \mu^-)$  and  $\mathcal{B}(B_d^0 \rightarrow \mu^+ \mu^-)$ . The LHC combination of the branching fractions of the decays  $B_{(s)}^0 \rightarrow \mu^+ \mu^-$  are published in [277].

### 13.3 Measurement of the $B_s \rightarrow \mu\mu$ effective lifetime

The SM predicts that only the CP-odd heavy-mass eigenstate in the  $B_s$ – $\bar{B}_s$  pair decays into a dimuon final state [278, 279]. This statement does not generally hold when considering BSM contributions, such as, for instance, minimal supersymmetric SM extensions [280], which can potentially alter the effective lifetime in  $B_s \rightarrow \mu\mu$  decays. These perturbations can be significant, even in the absence of measurable BSM effects, on the  $B_s \rightarrow \mu\mu$  branching fraction. The effective  $B_s \rightarrow \mu\mu$  lifetime is defined as  $\tau_{\mu\mu} = \int_0^\infty t \Gamma(B_s(t) \rightarrow \mu\mu) dt / \int_0^\infty \Gamma(B_s(t) \rightarrow \mu\mu) dt$ , where  $t$  is the proper decay time of the  $B_s^0$  and  $\bar{B}_s^0$  mesons and  $\Gamma(B_s(t) \rightarrow \mu\mu) = \Gamma(B_s^0(t) \rightarrow \mu\mu) + \Gamma(\bar{B}_s^0(t) \rightarrow \mu\mu)$ . In the SM,  $\tau_{\mu\mu}$  coincides with the lifetime of the heavy  $B_s$  eigenstate. The experimental average produced by the HFLAV Collaboration [257] yields the prediction  $\tau_{\mu\mu}^{\text{SM}} = (1.624 \pm 0.009) \text{ ps}$ . The  $B_s \rightarrow \mu\mu$  effective lifetime was measured by LHCb [273] and CMS [274]. The combined value of LHCb and CMS  $B_s \rightarrow \mu\mu$  effective lifetimes are published in [277].

The ATLAS measurement of the  $\tau_{\mu\mu}$  is based on  $26.3 \text{ fb}^{-1}$  of 13 TeV LHC  $pp$  collisions, collected in 2015–2016 [281]. The proper decay-time distribution of  $58 \pm 13$  background-subtracted signal candidates is fitted with simulated signal templates, parameterised as a function of the  $B_s$  effective lifetime (see Figure 47(a)). The measured value of  $\tau_{\mu\mu}$  is extracted by minimising the binned  $\chi^2$  between the data

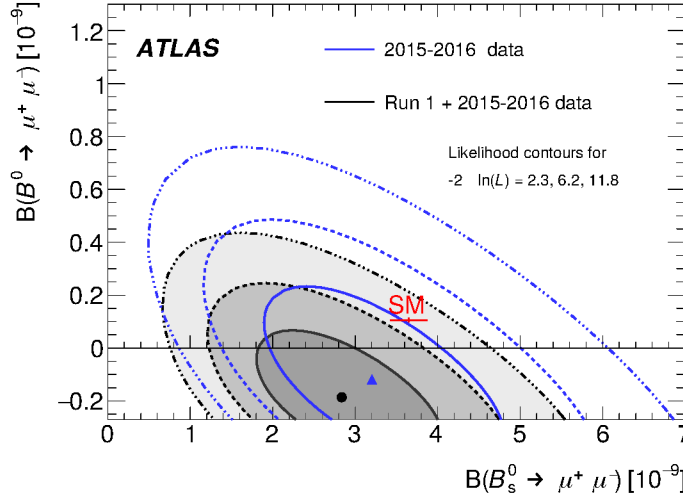


Figure 46: Likelihood contours for the combination of the Run 1 and 2015–2016 Run 2 ATLAS results (shaded areas) on  $\mathcal{B}(B^0 \rightarrow \mu^+ \mu^-)$  and  $\mathcal{B}(B_s^0 \rightarrow \mu^+ \mu^-)$  [275]. The contours are obtained from the combined likelihoods of the two analyses, for values of  $-2\Delta \ln(\mathcal{L})$  equal to 2.3, 6.2 and 11.8. The empty contours represent the result from 2015–2016 Run 2 data alone. The SM prediction [263] with uncertainties is indicated.

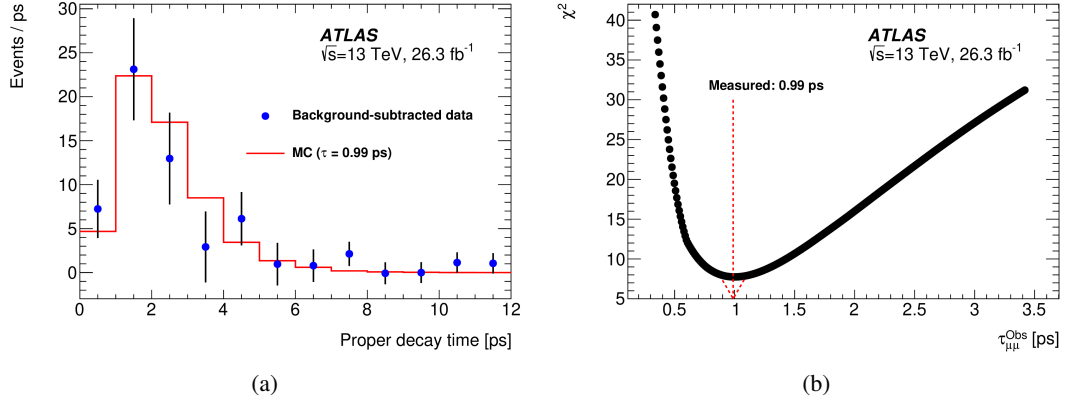


Figure 47: ATLAS results [281] on (a) the signal proper decay time distribution extracted with the *sPlot* background subtraction procedure applied to the dimuon invariant mass fit. The superimposed signal MC template is the result of the lifetime fit procedure. Uncertainties in the data points are calculated as Poisson fluctuations centred on the MC yield prediction (continuous histogram) in the corresponding bin. (b)  $\chi^2$  scan versus the lifetime used in the MC template. The minimum of the scan ( $\chi^2/\text{ndf} = 7.7/11$ ), located at 0.99 ps, is indicated by the vertical dashed arrow.

histogram and the signal MC template series, generated for different lifetimes (see Figure 47(b)). The statistical uncertainties are extracted through a Neyman construction [282]. A small bias in the analysis of 0.082 ps is determined in pseudo-data MC simulations and corrected. Systematic uncertainties in  $\tau_{\mu\mu}$  are currently subdominant and arise from fit-procedure assumptions, discrepancies between data and the MC simulation and from neglected backgrounds. The final result is  $\tau_{\mu\mu}^{\text{Obs}} = 0.99^{+0.42}_{-0.07}$  (stat.)  $\pm 0.17$  (syst.) ps.

## 14 Probing QCD with heavy-flavour hadrons

### 14.1 Precision measurement of $B_c^+ \rightarrow J/\psi D_s^{(*)+}$ decays

The  $B_c^+$  meson represents a unique system comprised of the two heavy quarks,  $b$  and  $c$ . This makes studying production, decays, and spectroscopy of the  $B_c$  family a powerful probe of different QCD calculation approaches. The  $B_c^+ \rightarrow J/\psi D_s^{(*)+}$  decays occur via the  $\bar{b} \rightarrow \bar{c} c \bar{s}$  transition at quark level. The decay processes can be divided into contributions involving a weak decay of the  $b$ - or  $\bar{c}$ -quark, with the other one acting as a spectator, and the  $b\bar{c}$  weak annihilation. Corresponding diagrams are shown in Figure 48. Beside the  $b \rightarrow c$  tree diagrams, the annihilation topology can also contribute, although it is not expected to have a large effect and is therefore often neglected [283].

These decays were first observed by the LHCb Collaboration [284] and later by ATLAS [285] using Run 1 data. Despite the lack of identification of kaons and pions, the ATLAS measurement achieved competitive precision, especially for the polarisation in the  $B_c^+ \rightarrow J/\psi D_s^{*+}$  decay, thanks to a more sophisticated signal fit strategy.

The ATLAS Run 2 study of these decays [286] benefits from larger numbers of events and improved selection techniques. It aims to measure the branching fractions, relative to that of the reference decay  $B_c^+ \rightarrow J/\psi \pi^+$ . The following ratios are measured:  $R_{D_s^+/\pi^+} = \mathcal{B}(B_c^+ \rightarrow J/\psi D_s^+)/\mathcal{B}(B_c^+ \rightarrow J/\psi \pi^+)$ ,  $R_{D_s^{*+}/\pi^+} = \mathcal{B}(B_c^+ \rightarrow J/\psi D_s^{*+})/\mathcal{B}(B_c^+ \rightarrow J/\psi \pi^+)$ , and  $R_{D_s^{*+}/D_s^+} = \mathcal{B}(B_c^+ \rightarrow J/\psi D_s^{*+})/\mathcal{B}(B_c^+ \rightarrow J/\psi D_s^+)$ .

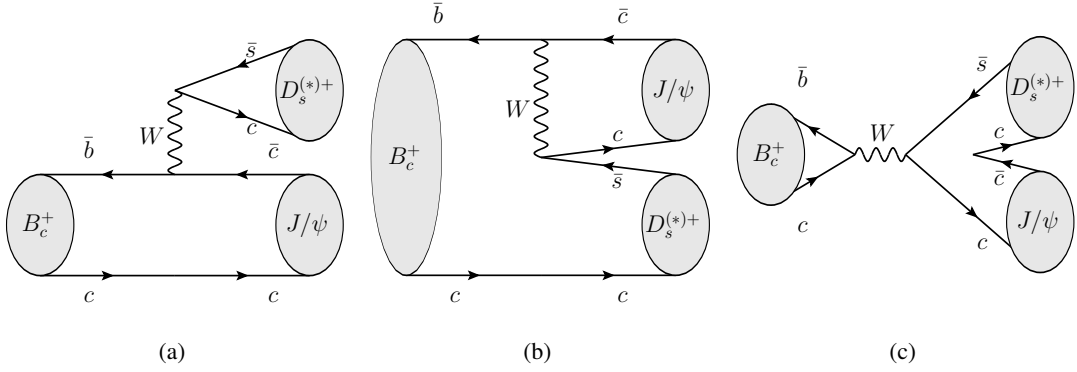


Figure 48: Quark diagrams for  $B_c^+ \rightarrow J/\psi D_s^{(*)+}$  decays: (a) colour-favoured, (b) colour-suppressed  $b \rightarrow c$  tree and (c) annihilation topology.

As the  $B_c^+ \rightarrow J/\psi D_s^{*+}$  decay is a transition of a pseudoscalar to two vector states, its decay products are polarised. The decay can be described in terms of three helicity amplitudes,  $A_{00}$ ,  $A_{++}$ , and  $A_{--}$ , where the indices denote the helicities of the  $J/\psi$  and  $D_s^{*+}$  mesons. The  $A_{00}$  amplitude corresponds to longitudinal polarisation and the other two refer to the transverse polarisations. Although the soft photon from the  $D_s^{*+} \rightarrow D_s^+ \gamma$  decay is not reconstructed in the analysis, the invariant mass of the reconstructed  $B_c^+$  decay products and angular shapes allow the fraction of transverse polarisation  $\Gamma_{\pm\pm}/\Gamma$  to be measured.

Figure 49 shows the comparison of the Run 2 measurement results with those of Run 1 ATLAS and LHCb measurements together with the results of various model calculations. The new measurement achieves the best precision to date. Overall the best description of all the ratios of branching fraction is given by the predictions of a QCD relativistic potential model [283]. Several other predictions tend to underestimate the  $R_{D_s^+/\pi^+}$  ratio, while still describing the  $R_{D_s^{*+}/\pi^+}$  well. The measured value of  $\Gamma_{\pm\pm}/\Gamma$  clearly agrees with a naive spin-counting expectation of  $2/3$ , being larger than the values predicted by the dedicated calculations, which are below  $0.5$ .

Another interesting comparison can be made between the measured ratios of branching fractions and the transverse polarisation fraction for  $B_c^+$  decays to those for lighter  $B$  mesons that occur predominantly via either colour-favoured or colour-suppressed tree diagrams. Colour-favoured decays of  $B^+$ ,  $B^0$ , and  $B_s^0$  can be obtained by replacing the  $J/\psi$  in the  $B_c^+$  decay final state with  $\bar{D}^{*0}$ ,  $D^{*-}$ , or  $D_s^{*-}$ , while colour-suppressed modes are obtained by replacing the  $D_s^{(*)+}$  with  $K^{(*)+}$ ,  $K^{(*)0}$ , or  $\phi$ .

These comparisons are presented in Figure 50. The  $R_{D_s^{*+}/D_s^+}$  value agrees with the corresponding ratio calculated for both the  $B^0$  and  $B^+$  decays into  $D$  mesons and is larger than that obtained for their decays into  $J/\psi$  and kaons. The measured value of  $\Gamma_{\pm\pm}/\Gamma$  lies between the transverse polarisation fraction values in the  $B^0 \rightarrow D^{*-} D_s^*$  and  $B_s^0 \rightarrow D_s^{*-} D_s^*$  decays and is larger than those in the considered  $B$  decays occurring via the colour-suppressed tree diagram. These results support the assumption that the colour-favoured tree diagram dominates the  $B_c^+ \rightarrow J/\psi D_s^{(*)+}$  decay amplitudes.

## 14.2 Charmonium production measurements

Despite a long history of studying heavy quarkonium production in hadronic collisions, these processes still present a significant challenge to both theory and experiment. Two mechanisms play a role in production

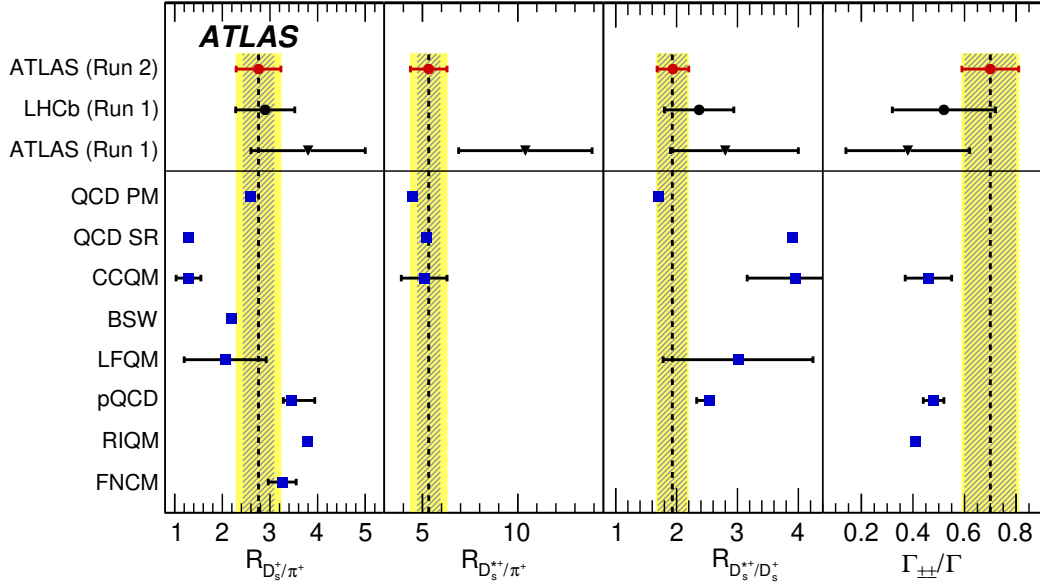


Figure 49: Comparison of the results of the ATLAS Run 2  $B_c^+ \rightarrow J/\psi D_s^{(*)+}$  decay measurements [286] with those of ATLAS Run 1 [285], LHCb [284] and theoretical predictions based on a QCD relativistic potential model (QCD PM) [283], QCD sum rules (QCD SR) [287], covariant confined quark model (CCQM) [288], Bauer–Stech–Wirbel relativistic quark model (BSW) [289], light-front quark model (LFQM) [290], perturbative QCD (pQCD) [291], relativistic independent quark model (RIQM) [292, 293], and calculations in the QCD factorisation approach (FNCM) [294]. Hatched areas show the statistical uncertainties of this measurement and the wider bands correspond to the total uncertainties. The uncertainties in the theoretical predictions are shown only if explicitly quoted in the corresponding papers.

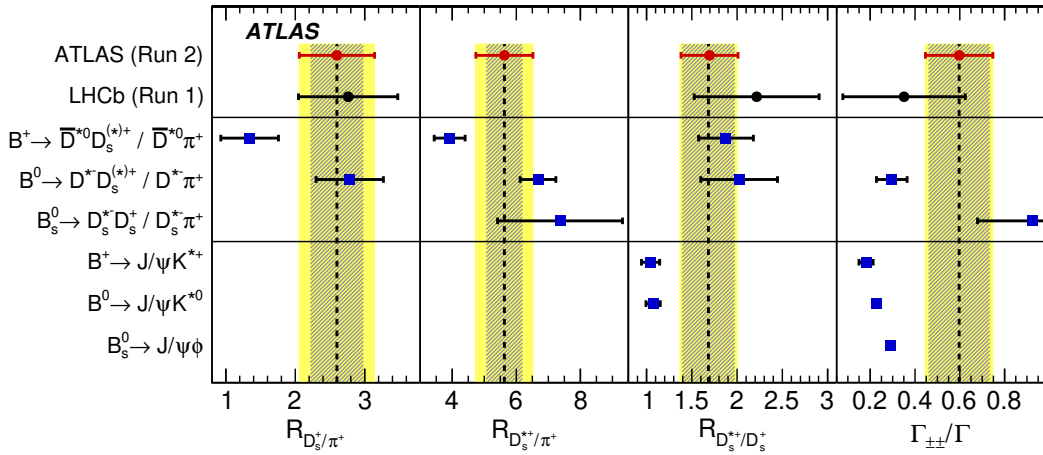


Figure 50: Comparison of the measured ratios of branching fractions and the transverse polarisation fraction [286] to the corresponding values for  $B^+$ ,  $B^0$ , and  $B_s^0$  decays [295] occurring predominantly via the colour-favoured or colour-suppressed spectator diagrams. No phase-space corrections are applied to the ratios of branching fractions and the quoted uncertainties are the ones propagated from the world average uncertainties of the individual decay branching fractions. Hatched areas show the statistical uncertainties in these measurements and the wider bands correspond to the total uncertainties.



of charmonium states: prompt production from ‘direct’ QCD processes and non-prompt production from decays of  $b$ -hadrons. While the latter can be described reasonably well within perturbative QCD [296, 297], a satisfactory understanding of prompt production is still to be achieved. The conventional approach to describe the prompt process is based on non-relativistic QCD (NRQCD) and introduces a number of phenomenological parameters, namely long-distance matrix elements (LDMEs), that need to be extracted from fits to experimental data. Attempts to build an universal set of LDMEs able to provide a consistently good description of charmonium polarisation, associated production, and photo- and electro-production have not been successful so far.

A wide range of experimental measurements of charmonium production characteristics have been provided by the LHC experiments during the past decade. One path to add information useful for building theoretical models, is to extend the kinematic reach of these measurements. With the full Run 2 data sample ATLAS performed a measurement of  $J/\psi$  and  $\psi(2S)$  production [298] using their dimuon decay channels over the largest transverse momentum range ever achieved to date: from 8 to 360 GeV for  $J/\psi$  and up to 140 GeV for  $\psi(2S)$ . This was achieved by using a combination of two types of triggers: dimuon triggers to cover the lower  $p_T$  range up to about 100 GeV, and single-muon triggers with a threshold of  $p_T > 50$  GeV above, where dimuon triggers are inefficient because of the small angular separation between the muon.

The signal extraction is performed by a simultaneous fit to the dimuon invariant mass and pseudo-proper lifetime distributions. Peaks of  $J/\psi$  and  $\psi(2S)$  are clearly separated in the mass spectrum, while the lifetime distribution in the fit allows the prompt and non-prompt production to be distinguished. Double-differential production measurements of both charmonium states are performed for prompt and non-prompt mechanisms.

Figure 51 shows the prompt  $J/\psi$  production cross-sections and the comparison of the prompt production measurement results with various theory predictions: NLO NRCDQ calculations [299] using pre-defined LDMEs [300, 301],  $k_T$ -factorisation model calculations made with the PEGASUS generator [302] and a different set of LDMEs [303], and the ‘improved colour evaporation model’ (ICEM) [304] predictions. Overall, all approaches tend to predict harder  $p_T$  spectra for both  $J/\psi$  and  $\psi(2S)$ , while the ICEM also underestimates the total  $\psi(2S)$  production.

These measurements reach an unprecedentedly wide kinematic range of charmonium production, challenge the existing models, and provide unique input for their further tuning. Figure 52 shows the non-prompt  $J/\psi$  production fraction and compares the measured non-prompt production with calculations: the traditional fixed-order-next-to-leading-log (FONLL) approach [296, 297] predictions, those based on general-mass-variable-flavour-number scheme (GM-VFNS) [305], and  $k_T$ -factorisation-based calculations [302, 306]. None of these models is able to describe the data over the full  $p_T$  range, while the general trend in all of them is the slower decrease of cross-section with  $p_T$ . This can be related to insufficient account of parton distribution function evolution or to possible dependence of LDMEs on transverse momentum.

### 14.3 Studies of exotic hadron states

Beside the conventional hadrons comprised of three quarks ( $qqq$ ) or a quark and an antiquark ( $q\bar{q}$ ), QCD allows the existence of more complex systems such as pentaquarks ( $qqqq\bar{q}$ ) and tetraquarks ( $qq\bar{q}\bar{q}$ ). A number of such states were discovered in the last couple of decades [307]. One of them was observed by LHCb as a narrow structure in the di- $J/\psi$  channel at a mass of 6.9 GeV, along with an enhancement in the mass spectrum closer to the di- $J/\psi$  threshold at about 6.2 GeV [308]. That structure could be interpreted as a tetraquark composed of four charm quarks.

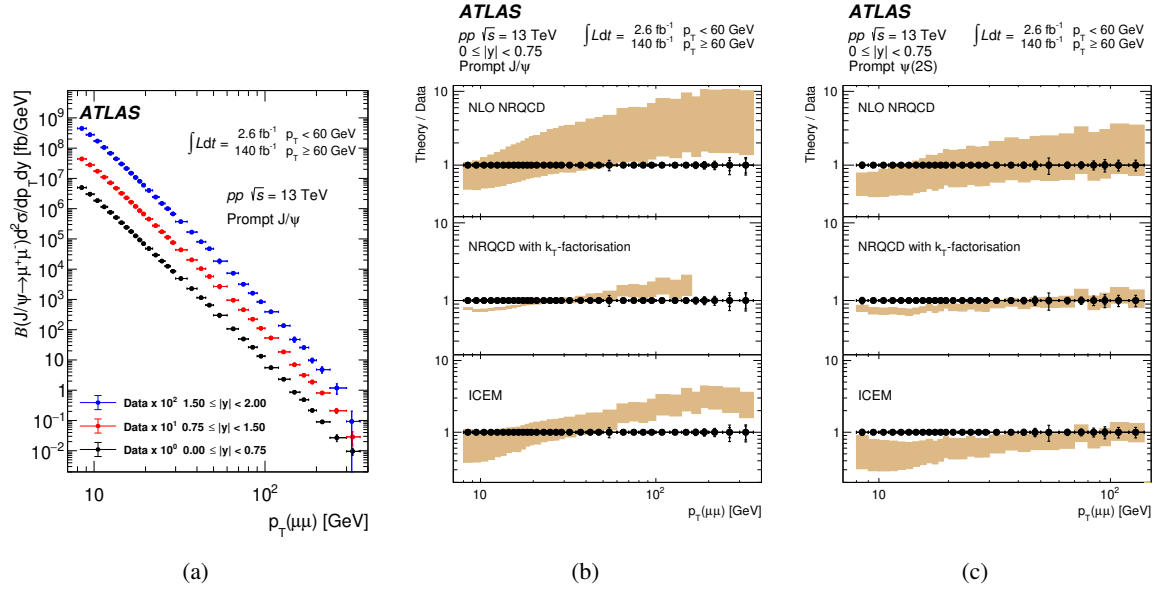


Figure 51: (a) Differential cross-sections of prompt  $J/\psi$  production, comparison of (b) prompt  $J/\psi$  and (c)  $\psi(2S)$  production measurement results with various theoretical predictions (see text) [298].

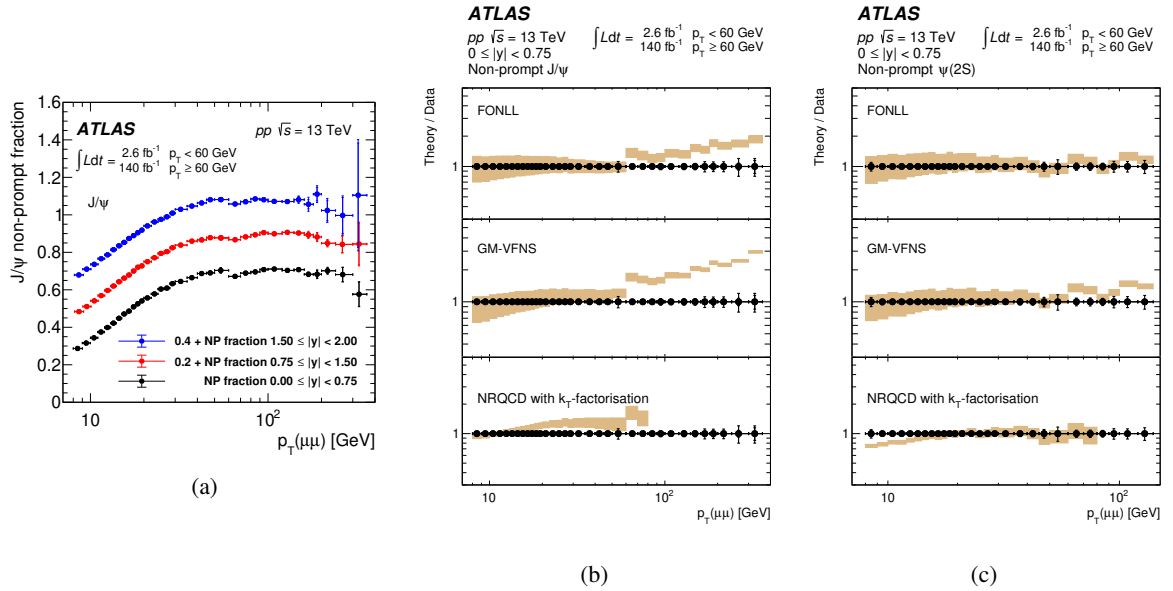
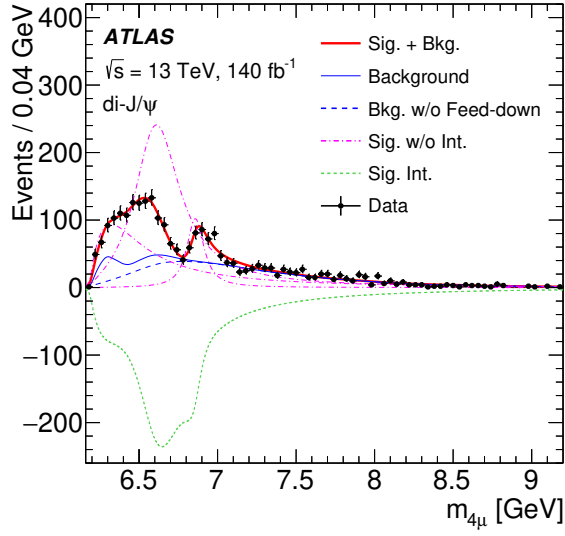


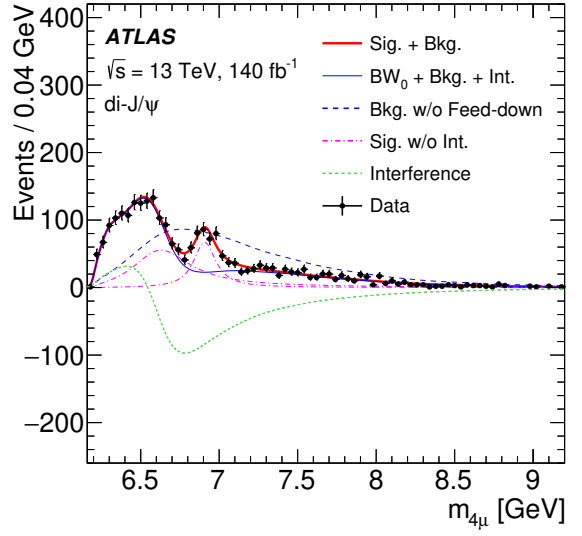
Figure 52: (a) Non-prompt production fraction of  $J/\psi$ , comparison of (b) non-prompt  $J/\psi$  and (c)  $\psi(2S)$  production measurement results with various theoretical predictions (see text) [298].

ATLAS performed a search for such states [309] in both di- $J/\psi$  and  $J/\psi + \psi(2S)$  channels using the four-muon final state for both. Figure 53 shows the results of the fits to the corresponding invariant mass distributions. In the di- $J/\psi$  channel, two models are used for the fit. In the first one (Figure 53(a)), the signal probability density function consists of three interfering S-wave Breit–Wigner resonances multiplied by a phase-space factor and convolved with a mass resolution function. In the second model (Figure 53(b)), only two resonances are considered, one of which interferes with the amplitude of the background  $J/\psi$  pair production via single parton scattering (SPS), and the other is standalone. Both models describe well the enhancement near the mass threshold and the enhancement at 6.9 GeV, attributed to a  $X(6900)$  resonance. The significance of the resonance far exceeds five standard deviations and its mass and width agree with those measured by LHCb [308]. However, the broad structure at the lower mass could result from many physical effects, such as feed-down from higher di-charmonium resonances, e.g.,  $T_{cc}\bar{c}\bar{c} \rightarrow \chi_{c1}\chi_{c1} \rightarrow J/\psi\gamma J/\psi\gamma$ .

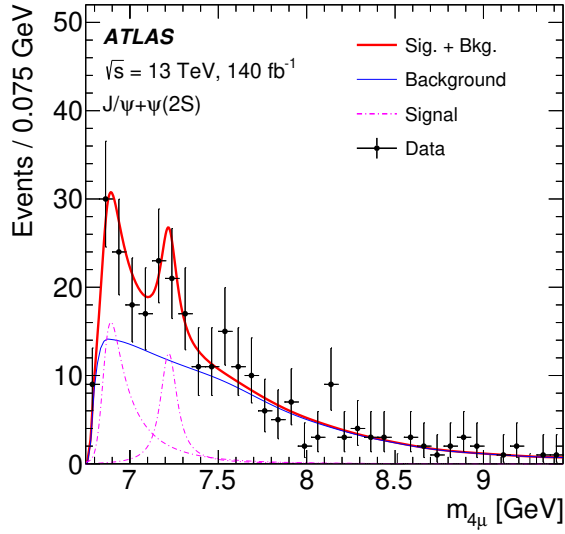
In the  $J/\psi + \psi(2S)$  channel fit, two models are also used. The first one (Figure 53(c)) assumes that the same three interfering resonances from the first model of the di- $J/\psi$  fit can also decay into  $J/\psi + \psi(2S)$ , in addition to a fourth standalone resonance exclusively decaying into this channel. Parameters of the first three resonances, contributing to the enhancement just above the  $J/\psi + \psi(2S)$  threshold, are fixed to their values from the di- $J/\psi$  fit. The second model (Figure 53(d)) assumes only a single resonance in this channel. The signal significance of the fit results with the two models is 4.7 and 4.3 standard deviations respectively. In the fit to the first model, the significance of the additional resonant structure near 7.2 GeV alone is three standard deviations.



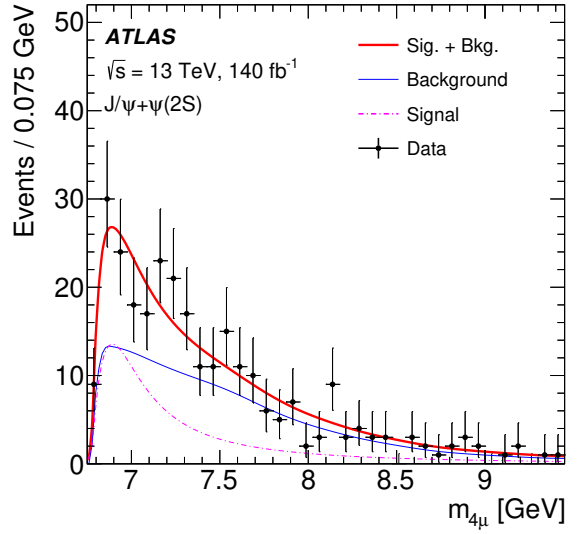
(a)



(b)



(c)



(d)

Figure 53: Results of the fits to di- $J/\psi$  mass spectra using models (a) with three interfering resonances and (b) with two resonances, and to  $J/\psi + \psi(2S)$  spectra using models (c) with the three di- $J/\psi$  resonances and an additional standalone one, and (d) with a single resonance [309].

## 15 Conclusion

This report summarises precision electroweak and QCD measurements performed by the ATLAS experiment during Run 2 of the Large Hadron Collider from 2015 to 2018. Most results are based on data taken at  $\sqrt{s} = 13$  TeV corresponding to up to  $140 \text{ fb}^{-1}$  but selected recent precision measurements on Run 1 data at  $\sqrt{s} = 7$  TeV and  $\sqrt{s} = 8$  TeV are also reported. The excellent performance of the upgraded ATLAS detector and significant progress in the performance of object reconstruction and identification, together with an increased centre-of-mass energy and a large data sample, allows a large range of novel high-quality measurements and the observation of rare processes. The review covers measurements published until spring 2024, with several further Run 2 measurements still expected to be published.

QCD in its non-perturbative regime is tested via the measurements of the total ( $\sigma_{\text{tot}}$ ), elastic ( $\sigma_{\text{el}}$ ) and inelastic ( $\sigma_{\text{inel}}$ )  $pp$  cross-sections, and via the production of charged particles in  $pp$  collisions. In particular, the ATLAS measurements of  $\sigma_{\text{tot}}$ ,  $\sigma_{\text{el}}$  and  $\sigma_{\text{inel}}$  reach the best experimental precision among the existing LHC measurements, allowing a detailed test of the energy evolution for  $\sigma_{\text{tot}}$ .

Perturbative QCD tests include the measurements of inclusive jets and isolated photons, but also jets in association with single EW bosons or EW boson pairs and the measurement of transverse momentum and other kinematic variables of single EW bosons and boson pairs. These high-precision multi-differential measurements directly probe the higher-order QCD corrections, and are used to constrain parton distribution functions of the proton. The production of EW bosons with heavy-flavour jets, allows tests of pQCD, flavour and mass schemes and of the  $s$ ,  $c$  and  $b$  content of the proton.

In a series of measurements, ATLAS also studies the internal structure of jets. These novel measurements are sensitive to both perturbative and non-perturbative QCD effects.

EW interactions are tested by measurements targeting triple and quartic EW boson interactions in vector-boson fusion and vector-boson scattering processes and in the production of three gauge bosons. The EW production of two gauge bosons ( $W^{\pm}W^{\pm}$ ,  $W^{\pm}W^{\mp}$ ,  $W^{\pm}Z$ ,  $ZZ$  and  $Z\gamma$ ) and the production of several triboson combinations that include heavy EW bosons ( $WWW$ ,  $WZ\gamma$  and  $W\gamma\gamma$ ) are observed for the first time in Run 2. Unique tests of EW interactions are also performed using measurements of photon–photon interactions in dilepton, diphoton, and  $WW$  final-states, exploring both  $pp$  and Pb+Pb collision systems. This leads to the first direct observations of  $\gamma\gamma \rightarrow \gamma\gamma$  and  $\gamma\gamma \rightarrow WW$  scattering processes.

Fundamental parameters of the SM are extracted with unprecedented precision, based on novel techniques: the mass and width of the  $W$  boson, the strong coupling constant and the invisible decay width of the  $Z$  boson.

This report also covers studies of heavy-flavour hadrons, including charmonium and exotic states. In CP-violating and rare  $b$ -hadron decays, a large data sample allows the sensitivity of searches for new physics effects to be substantially improved, but more data is necessary to obtain conclusive results. The double-heavy  $B_c$  meson is studied including new decay modes and with unprecedented precision. The extended kinematic reach of charmonium production measurements allows QCD calculations to be tested in a range never explored before. Studies of recently discovered exotic resonances help to further establish their status, motivating the development of underlying theories.

## Acknowledgements

We thank CERN for the very successful operation of the LHC and its injectors, as well as the support staff at CERN and at our institutions worldwide without whom ATLAS could not be operated efficiently.

The crucial computing support from all WLCG partners is acknowledged gratefully, in particular from CERN, the ATLAS Tier-1 facilities at TRIUMF/SFU (Canada), NDGF (Denmark, Norway, Sweden), CC-IN2P3 (France), KIT/GridKA (Germany), INFN-CNAF (Italy), NL-T1 (Netherlands), PIC (Spain), RAL (UK) and BNL (USA), the Tier-2 facilities worldwide and large non-WLCG resource providers. Major contributors of computing resources are listed in Ref. [310].

We gratefully acknowledge the support of ANPCyT, Argentina; YerPhI, Armenia; ARC, Australia; BMWFW and FWF, Austria; ANAS, Azerbaijan; CNPq and FAPESP, Brazil; NSERC, NRC and CFI, Canada; CERN; ANID, Chile; CAS, MOST and NSFC, China; Minciencias, Colombia; MEYS CR, Czech Republic; DNRF and DNSRC, Denmark; IN2P3-CNRS and CEA-DRF/IRFU, France; SRNSFG, Georgia; BMBF, HGF and MPG, Germany; GSRI, Greece; RGC and Hong Kong SAR, China; ISF and Benoziyo Center, Israel; INFN, Italy; MEXT and JSPS, Japan; CNRST, Morocco; NWO, Netherlands; RCN, Norway; MEiN, Poland; FCT, Portugal; MNE/IFA, Romania; MESTD, Serbia; MSSR, Slovakia; ARRS and MIZŠ, Slovenia; DSI/NRF, South Africa; MICINN, Spain; SRC and Wallenberg Foundation, Sweden; SERI, SNSF and Cantons of Bern and Geneva, Switzerland; MOST, Taipei; TENMAK, Türkiye; STFC, United Kingdom; DOE and NSF, United States of America.

Individual groups and members have received support from BCKDF, CANARIE, CRC and DRAC, Canada; PRIMUS 21/SCI/017, Czech Republic; COST, ERC, ERDF, Horizon 2020, ICSC-NextGenerationEU and Marie Skłodowska-Curie Actions, European Union; Investissements d’Avenir Labex, Investissements d’Avenir IDEX and ANR, France; DFG and AvH Foundation, Germany; Herakleitos, Thales and Aristeia programmes co-financed by EU-ESF and the Greek NSRF, Greece; BSF-NSF and MINERVA, Israel; Norwegian Financial Mechanism 2014-2021, Norway; NCN and NAWA, Poland; La Caixa Banking Foundation, CERCA Programme Generalitat de Catalunya and PROMETEO and GenT Programmes Generalitat Valenciana, Spain; Göran Gustafssons Stiftelse, Sweden; The Royal Society and Leverhulme Trust, United Kingdom.

In addition, individual members wish to acknowledge support from CERN: European Organization for Nuclear Research (CERN P.J.A.S.); Chile: Agencia Nacional de Investigación y Desarrollo (FONDECYT 1190886, FONDECYT 1210400, FONDECYT 1230987); China: National Natural Science Foundation of China (NSFC - 12175119, NSFC 12275265); Czech Republic: Ministry of Education Youth and Sports (FORTE CZ.02.01.01/00/22\_008/0004632); European Union: European Research Council (ERC - 948254, ERC 101089007), Horizon 2020 Framework Programme (MUCCA - CHIST-ERA-19-XAI-00), Italian Center for High Performance Computing, Big Data and Quantum Computing (ICSC, NextGenerationEU); France: Agence Nationale de la Recherche (ANR-20-CE31-0013, ANR-21-CE31-0022), Investissements d’Avenir Labex (ANR-11-LABX-0012); Germany: Baden-Württemberg Stiftung (BW Stiftung-Postdoc Eliteprogramme), Deutsche Forschungsgemeinschaft (DFG - 469666862, DFG - CR 312/5-2); Italy: Istituto Nazionale di Fisica Nucleare (ICSC, NextGenerationEU); Japan: Japan Society for the Promotion of Science (JSPS KAKENHI 22H01227, JSPS KAKENHI 22KK0227, JSPS KAKENHI JP21H05085, JSPS KAKENHI JP22H04944); Netherlands: Netherlands Organisation for Scientific Research (NWO Veni 2020 - VI.Veni.202.179); Norway: Research Council of Norway (RCN-314472); Poland: Polish National Agency for Academic Exchange (PPN/PPO/2020/1/00002/U/00001), Polish National Science Centre (NCN 2021/42/E/ST2/00350, NCN OPUS nr 2022/47/B/ST2/03059, NCN UMO-2019/34/E/ST2/00393,



UMO-2020/37/B/ST2/01043, UMO-2021/40/C/ST2/00187, UMO-2022/47/O/ST2/00148); Slovenia: Slovenian Research Agency (ARIS grant J1-3010); Spain: Generalitat Valenciana (Artemisa, FEDER, IDIFEDER/2018/048), Ministry of Science and Innovation (RYC2019-028510-I, RYC2020-030254-I), PROMETEO and GenT Programmes Generalitat Valenciana (CIDEAGENT/2019/023, CIDEAGENT/2019/027); Sweden: Swedish Research Council (VR 2022-03845, VR 2023-03403), Knut and Alice Wallenberg Foundation (KAW 2018.0157, KAW 2019.0447, KAW 2022.0358); Switzerland: Swiss National Science Foundation (SNSF - PCEFP2\_194658); United Kingdom: Leverhulme Trust (Leverhulme Trust RPG-2020-004), Royal Society (NIF-R1-231091); United States of America: Neubauer Family Foundation.

## References

- [1] J. M. Campbell et al., *Event Generators for High-Energy Physics Experiments*, (2022), arXiv: [2203.11110 \[hep-ph\]](#).
- [2] ATLAS Collaboration, *Modelling and computational improvements to the simulation of single vector-boson plus jet processes for the ATLAS experiment*, *JHEP* **08** (2022) 089, arXiv: [2112.09588 \[hep-ex\]](#).
- [3] R. Frederix, S. Frixione, S. Prestel and P. Torrielli, *On the reduction of negative weights in MC@NLO-type matching procedures*, *JHEP* **07** (2020) 238, arXiv: [2002.12716 \[hep-ph\]](#).
- [4] M. Dasgupta, F. A. Dreyer, K. Hamilton, P. F. Monni and G. P. Salam, *Logarithmic accuracy of parton showers: a fixed-order study*, *JHEP* **09** (2018) 033, arXiv: [1805.09327 \[hep-ph\]](#), Erratum: *JHEP* **03** (2020) 083.
- [5] S. Kallweit, J. M. Lindert, P. Maierhöfer, S. Pozzorini and M. Schönherr, *NLO QCD+EW predictions for  $V$  + jets including off-shell vector-boson decays and multijet merging*, *JHEP* **04** (2016) 021, arXiv: [1511.08692 \[hep-ph\]](#).
- [6] M. Grazzini, S. Kallweit, J. M. Lindert, S. Pozzorini and M. Wiesemann, *NNLO QCD + NLO EW with Matrix+OpenLoops: precise predictions for vector-boson pair production*, *JHEP* **02** (2020) 087, arXiv: [1912.00068 \[hep-ph\]](#).
- [7] A. Denner, R. Franken, T. Schmidt and C. Schwan, *NLO QCD and EW corrections to vector-boson scattering into  $W^+W^-$  at the LHC*, *JHEP* **06** (2022) 098, arXiv: [2202.10844 \[hep-ph\]](#).
- [8] M. Czakon, A. Mitov and R. Poncelet, *Next-to-Next-to-Leading Order Study of Three-Jet Production at the LHC*, *Phys. Rev. Lett.* **127** (2021) 152001, arXiv: [2106.05331 \[hep-ph\]](#).
- [9] M. Alvarez et al., *NNLO QCD corrections to event shapes at the LHC*, *JHEP* **03** (2023) 129, arXiv: [2301.01086 \[hep-ph\]](#).
- [10] S. Camarda, L. Cieri and G. Ferrera, *Drell–Yan lepton-pair production:  $q_T$  resummation at  $N^3LL$  accuracy and fiducial cross sections at  $N^3LO$* , *Phys. Rev. D* **104** (2021) L111503, arXiv: [2103.04974 \[hep-ph\]](#).
- [11] ATLAS Collaboration, *Further ATLAS tunes of PYTHIA 6 and Pythia 8*, ATL-PHYS-PUB-2011-014, 2011, URL: <https://cds.cern.ch/record/1400677>.

- [12] T. Pierog, I. Karpenko, J. M. Katzy, E. Yatsenko and K. Werner, *EPOS LHC: Test of collective hadronization with data measured at the CERN Large Hadron Collider*, *Phys. Rev. C* **92** (2015) 034906, arXiv: [1306.0121 \[hep-ph\]](#).
- [13] R. Gauld, A. Huss and G. Stagnitto, *Flavor Identification of Reconstructed Hadronic Jets*, *Phys. Rev. Lett.* **130** (2023) 161901, arXiv: [2208.11138 \[hep-ph\]](#).
- [14] M. Czakon, A. Mitov and R. Poncelet, *Infrared-safe flavoured anti- $k_T$  jets*, *JHEP* **04** (2023) 138, arXiv: [2205.11879 \[hep-ph\]](#).
- [15] S. Caletti, A. J. Larkoski, S. Marzani and D. Reichelt, *Practical jet flavour through NNLO*, *Eur. Phys. J. C* **82** (2022) 632, arXiv: [2205.01109 \[hep-ph\]](#).
- [16] ATLAS Collaboration, *Luminosity determination in  $pp$  collisions at  $\sqrt{s} = 13$  TeV using the ATLAS detector at the LHC*, *Eur. Phys. J. C* **83** (2023) 982, arXiv: [2212.09379 \[hep-ex\]](#).
- [17] ATLAS Collaboration, *The ATLAS Experiment at the CERN Large Hadron Collider*, *JINST* **3** (2008) S08003.
- [18] ATLAS Collaboration, *ATLAS Insertable B-Layer: Technical Design Report*, ATLAS-TDR-19; CERN-LHCC-2010-013, 2010, URL: <https://cds.cern.ch/record/1291633>, Addendum: ATLAS-TDR-19-ADD-1; CERN-LHCC-2012-009, 2012, URL: <https://cds.cern.ch/record/1451888>.
- [19] B. Abbott et al., *Production and integration of the ATLAS Insertable B-Layer*, *JINST* **13** (2018) T05008, arXiv: [1803.00844 \[physics.ins-det\]](#).
- [20] S. Abdel Khalek et al., *The ALFA Roman Pot Detectors of ATLAS*, *JINST* **11** (2016) P11013, arXiv: [1609.00249 \[physics.ins-det\]](#).
- [21] ATLAS Collaboration, *ATLAS Forward Proton Phase-I Upgrade: Technical Design Report*, ATLAS-TDR-024; CERN-LHCC-2015-009, 2015, URL: <https://cds.cern.ch/record/2017378>.
- [22] G. Avoni et al., *The new LUCID-2 detector for luminosity measurement and monitoring in ATLAS*, *JINST* **13** (2018) P07017.
- [23] ATLAS Collaboration, *Performance of the ATLAS trigger system in 2015*, *Eur. Phys. J. C* **77** (2017) 317, arXiv: [1611.09661 \[hep-ex\]](#).
- [24] ATLAS Collaboration, *Performance of electron and photon triggers in ATLAS during LHC Run 2*, *Eur. Phys. J. C* **80** (2020) 47, arXiv: [1909.00761 \[hep-ex\]](#).
- [25] ATLAS Collaboration, *Performance of the ATLAS muon triggers in Run 2*, *JINST* **15** (2020) P09015, arXiv: [2004.13447 \[physics.ins-det\]](#).
- [26] ATLAS Collaboration, *Operation of the ATLAS trigger system in Run 2*, *JINST* **15** (2020) P10004, arXiv: [2007.12539 \[hep-ex\]](#).
- [27] ATLAS Collaboration, *The ATLAS inner detector trigger performance in  $pp$  collisions at 13 TeV during LHC Run 2*, *Eur. Phys. J. C* **82** (2022) 206, arXiv: [2107.02485 \[hep-ex\]](#).
- [28] ATLAS Collaboration, *The ATLAS Collaboration Software and Firmware*, ATL-SOFT-PUB-2021-001, 2021, URL: <https://cds.cern.ch/record/2767187>.

- [29] ATLAS Collaboration, *Track Reconstruction Performance of the ATLAS Inner Detector at  $\sqrt{s} = 13$  TeV*, ATL-PHYS-PUB-2015-018, 2015, URL: <https://cds.cern.ch/record/2037683>.
- [30] ATLAS Collaboration, *Electron and photon performance measurements with the ATLAS detector using the 2015–2017 LHC proton–proton collision data*, *JINST* **14** (2019) P12006, arXiv: [1908.00005 \[hep-ex\]](#).
- [31] ATLAS Collaboration, *Muon reconstruction and identification efficiency in ATLAS using the full Run 2  $pp$  collision data set at  $\sqrt{s} = 13$  TeV*, *Eur. Phys. J. C* **81** (2021) 578, arXiv: [2012.00578 \[hep-ex\]](#).
- [32] ATLAS Collaboration, *Topological cell clustering in the ATLAS calorimeters and its performance in LHC Run 1*, *Eur. Phys. J. C* **77** (2017) 490, arXiv: [1603.02934 \[hep-ex\]](#).
- [33] ATLAS Collaboration, *Jet reconstruction and performance using particle flow with the ATLAS Detector*, *Eur. Phys. J. C* **77** (2017) 466, arXiv: [1703.10485 \[hep-ex\]](#).
- [34] ATLAS Collaboration, *Jet energy scale and resolution measured in proton–proton collisions at  $\sqrt{s} = 13$  TeV with the ATLAS detector*, *Eur. Phys. J. C* **81** (2021) 689, arXiv: [2007.02645 \[hep-ex\]](#).
- [35] ATLAS Collaboration, *ATLAS flavour-tagging algorithms for the LHC Run 2  $pp$  collision dataset*, *Eur. Phys. J. C* **83** (2023) 681, arXiv: [2211.16345 \[physics.data-an\]](#).
- [36] ATLAS Collaboration, *Performance of  $b$ -jet identification in the ATLAS experiment*, *JINST* **11** (2016) P04008, arXiv: [1512.01094 \[hep-ex\]](#).
- [37] COMPETE Collaboration, J. R. Cudell et al., *Benchmarks for the Forward Observables at RHIC, the Tevatron-Run II, and the LHC*, *Phys. Rev. Lett.* **89** (2002) 201801, arXiv: [hep-ph/0206172 \[hep-ph\]](#).
- [38] L. Lukaszuk and B. Nicolescu, *A Possible interpretation of  $pp$  rising total cross-sections*, *Lett. Nuovo Cim.* **8** (1973) 405.
- [39] ATLAS Collaboration, *Measurement of the total cross section from elastic scattering in  $pp$  collisions at  $\sqrt{s} = 7$  TeV with the ATLAS detector*, *Nucl. Phys. B* **889** (2014) 486, arXiv: [1408.5778 \[hep-ex\]](#).
- [40] ATLAS Collaboration, *Measurement of the total cross section from elastic scattering in  $pp$  collisions at  $\sqrt{s} = 8$  TeV with the ATLAS detector*, *Phys. Lett. B* **761** (2016) 158, arXiv: [1607.06605 \[hep-ex\]](#).
- [41] ATLAS Collaboration, *Measurement of the total cross section and  $\rho$ -parameter from elastic scattering in  $pp$  collisions at  $\sqrt{s} = 13$  TeV with the ATLAS detector*, *Eur. Phys. J. C* **83** (2023) 441, arXiv: [2207.12246 \[hep-ex\]](#).
- [42] TOTEM Collaboration, *First determination of the  $\rho$  parameter at  $\sqrt{s} = 13$  TeV: probing the existence of a colourless  $C$ -odd three-gluon compound state*, *Eur. Phys. J. C* **79** (2019) 785, arXiv: [1812.04732 \[hep-ex\]](#).
- [43] D0 and TOTEM Collaborations, *Odderon Exchange from Elastic Scattering Differences between  $pp$  and  $p\bar{p}$  Data at 1.96 TeV and from  $pp$  Forward Scattering Measurements*, *Phys. Rev. Lett.* **127** (2021) 062003, arXiv: [2012.03981 \[hep-ex\]](#).

- [44] ATLAS Collaboration, *Measurement of the Inelastic Proton–Proton Cross Section at  $\sqrt{s} = 13$  TeV with the ATLAS Detector at the LHC*, *Phys. Rev. Lett.* **117** (2016) 182002, arXiv: [1606.02625 \[hep-ex\]](#).
- [45] TOTEM Collaboration, *First measurement of elastic, inelastic and total cross-section at  $\sqrt{s} = 13$  TeV by TOTEM and overview of cross-section data at LHC energies*, *Eur. Phys. J. C* **79** (2019) 103, arXiv: [1712.06153 \[hep-ex\]](#).
- [46] LHCb Collaboration, *Measurement of the inelastic pp cross-section at a centre-of-mass energy of 13 TeV*, *JHEP* **06** (2018) 100, arXiv: [1803.10974 \[hep-ex\]](#).
- [47] ATLAS Collaboration, *Charged-particle distributions in  $\sqrt{s} = 13$  TeV pp interactions measured with the ATLAS detector at the LHC*, *Phys. Lett. B* **758** (2016) 67, arXiv: [1602.01633 \[hep-ex\]](#).
- [48] ATLAS Collaboration, *Charged-particle distributions at low transverse momentum in  $\sqrt{s} = 13$  TeV pp interactions measured with the ATLAS detector at the LHC*, *Eur. Phys. J. C* **76** (2016) 502, arXiv: [1606.01133 \[hep-ex\]](#).
- [49] T. Sjostrand, S. Mrenna and P. Skands, *A Brief Introduction to PYTHIA 8.1*, *Comput. Phys. Commun.* **178** (2008) 852, arXiv: [0710.3820 \[hep-ph\]](#).
- [50] S. Ostapchenko, *Monte Carlo treatment of hadronic interactions in enhanced Pomeron scheme: QGSJET-II model*, *Phys. Rev. D* **83** (2011) 014018, arXiv: [1010.1869 \[hep-ph\]](#).
- [51] ATLAS Collaboration, *Measurement of charged-particle distributions sensitive to the underlying event in  $\sqrt{s} = 13$  TeV proton–proton collisions with the ATLAS detector at the LHC*, *JHEP* **03** (2017) 157, arXiv: [1701.05390 \[hep-ex\]](#).
- [52] ATLAS Collaboration, *Measurement of distributions sensitive to the underlying event in inclusive Z boson production in pp collisions at  $\sqrt{s} = 13$  TeV with the ATLAS detector*, *Eur. Phys. J. C* **79** (2019) 666, arXiv: [1905.09752 \[hep-ex\]](#).
- [53] M. Cacciari, G. P. Salam and G. Soyez, *The anti- $k_t$  jet clustering algorithm*, *JHEP* **04** (2008) 063, arXiv: [0802.1189 \[hep-ph\]](#).
- [54] M. Cacciari, G. P. Salam and G. Soyez, *FastJet User Manual*, *Eur. Phys. J. C* **72** (2012) 1896, arXiv: [1111.6097 \[hep-ph\]](#).
- [55] ATLAS Collaboration, *Measurement of inclusive jet and dijet cross-sections in proton–proton collisions at  $\sqrt{s} = 13$  TeV with the ATLAS detector*, *JHEP* **05** (2018) 195, arXiv: [1711.02692 \[hep-ex\]](#).
- [56] ALICE Collaboration, *Transverse sphericity of primary charged particles in minimum bias proton-proton collisions at  $\sqrt{s} = 0.9, 2.76$  and 7 TeV*, *Eur. Phys. J. C* **72** (2012) 2124, arXiv: [1205.3963 \[hep-ex\]](#).
- [57] CMS Collaboration, *Study of hadronic event-shape variables in multijet final states in pp collisions at  $\sqrt{s} = 7$  TeV*, *JHEP* **10** (2014) 087, arXiv: [1407.2856 \[hep-ex\]](#).
- [58] CMS Collaboration, *Event shapes and azimuthal correlations in Z + jets events in pp collisions at  $\sqrt{s} = 7$  TeV*, *Phys. Lett. B* **722** (2013) 238, arXiv: [1301.1646 \[hep-ex\]](#).

- [59] ATLAS Collaboration, *Measurement of event shapes at large momentum transfer with the ATLAS detector in  $pp$  collisions at  $\sqrt{s} = 7$  TeV*, *Eur. Phys. J. C* **72** (2012) 2211, arXiv: [1206.2135 \[hep-ex\]](#).
- [60] CMS Collaboration, *Event shape variables measured using multijet final states in proton–proton collisions at  $\sqrt{s} = 13$  TeV*, *JHEP* **12** (2018) 117, arXiv: [1811.00588 \[hep-ex\]](#).
- [61] ATLAS Collaboration, *Measurement of hadronic event shapes in high- $p_T$  multijet final states at  $\sqrt{s} = 13$  TeV with the ATLAS detector*, *JHEP* **01** (2021) 188, arXiv: [2007.12600 \[hep-ex\]](#), Erratum: *JHEP* **12** (2021) 053.
- [62] ATLAS Collaboration, *Determination of the strong coupling constant from transverse energy–energy correlations in multijet events at  $\sqrt{s} = 13$  TeV with the ATLAS detector*, *JHEP* **07** (2023) 085, arXiv: [2301.09351 \[hep-ex\]](#).
- [63] ATLAS Collaboration, *Measurement of transverse energy–energy correlations in multi-jet events in  $pp$  collisions at  $\sqrt{s} = 7$  TeV using the ATLAS detector and determination of the strong coupling constant  $\alpha_s(m_Z)$* , *Phys. Lett. B* **750** (2015) 427, arXiv: [1508.01579 \[hep-ex\]](#).
- [64] ATLAS Collaboration, *Determination of the strong coupling constant  $\alpha_s$  from transverse energy–energy correlations in multijet events at  $\sqrt{s} = 8$  TeV using the ATLAS detector*, *Eur. Phys. J. C* **77** (2017) 872, arXiv: [1707.02562 \[hep-ex\]](#).
- [65] C. Cesarotti and J. Thaler, *A Robust Measure of Event Isotropy at Colliders*, *JHEP* **08** (2020) 084, arXiv: [2004.06125 \[hep-ph\]](#).
- [66] L. N. Wasserstein, *Markov processes over denumerable products of spaces describing large systems of automata*, *Prob. Inf. Transm.* **5** (1969) 47.
- [67] P. T. Komiske, E. M. Metodiev and J. Thaler, *Metric Space of Collider Events*, *Phys. Rev. Lett.* **123** (2019) 041801, arXiv: [1902.02346 \[hep-ph\]](#).
- [68] ATLAS Collaboration, *Measurements of multijet event isotropies using optimal transport with the ATLAS detector*, *JHEP* **10** (2023) 060, arXiv: [2305.16930 \[hep-ex\]](#).
- [69] ATLAS Collaboration, *Properties of jet fragmentation using charged particles measured with the ATLAS detector in  $pp$  collisions at  $\sqrt{s} = 13$  TeV*, *Phys. Rev. D* **100** (2019) 052011, arXiv: [1906.09254 \[hep-ex\]](#).
- [70] E. M. Metodiev and J. Thaler, *Jet Topics: Disentangling Quarks and Gluons at Colliders*, *Phys. Rev. Lett.* **120** (2018) 241602, arXiv: [1802.00008 \[hep-ph\]](#).
- [71] ATLAS Collaboration, *Measurement of  $b$ -quark fragmentation properties in jets using the decay  $B^\pm \rightarrow J/\psi K^\pm$  in  $pp$  collisions at  $\sqrt{s} = 13$  TeV with the ATLAS detector*, *JHEP* **12** (2021) 131, arXiv: [2108.11650 \[hep-ex\]](#).
- [72] T. Gleisberg et al., *Event generation with SHERPA 1.1*, *JHEP* **02** (2009) 007, arXiv: [0811.4622 \[hep-ph\]](#).
- [73] ATLAS Collaboration, *Measurements of jet observables sensitive to  $b$ -quark fragmentation in  $t\bar{t}$  events at the LHC with the ATLAS detector*, *Phys. Rev. D* **106** (2022) 032008, arXiv: [2202.13901 \[hep-ex\]](#).

- [74] A. J. Larkoski, S. Marzani, G. Soyez and J. Thaler, *Soft Drop*, **JHEP** **05** (2014) 146, arXiv: [1402.2657 \[hep-ph\]](#).
- [75] ATLAS Collaboration, *Measurement of the Soft-Drop Jet Mass in  $pp$  Collisions at  $\sqrt{s} = 13$  TeV with the ATLAS detector*, **Phys. Rev. Lett.** **121** (2018) 092001, arXiv: [1711.08341 \[hep-ex\]](#).
- [76] ATLAS Collaboration, *Measurement of soft-drop jet observables in  $pp$  collisions with the ATLAS detector at  $\sqrt{s} = 13$  TeV*, **Phys. Rev. D** **101** (2020) 052007, arXiv: [1912.09837 \[hep-ex\]](#).
- [77] CMS Collaboration, *Measurements of the differential jet cross section as a function of the jet mass in dijet events from proton–proton collisions at  $\sqrt{s} = 13$  TeV*, **JHEP** **11** (2018) 113, arXiv: [1807.05974 \[hep-ex\]](#).
- [78] STAR Collaboration, *Measurement of groomed jet substructure observables in  $p+p$  collisions at  $\sqrt{s} = 200$  GeV with STAR*, **Phys. Lett. B** **811** (2020) 135846, arXiv: [2003.02114 \[hep-ex\]](#).
- [79] ALICE Collaboration, *Measurement of the angle between jet axes in  $pp$  collisions at  $\sqrt{s} = 5.02$  TeV*, **JHEP** **07** (2023) 201, arXiv: [2211.08928 \[nucl-ex\]](#).
- [80] ATLAS Collaboration, *Measurement of jet-substructure observables in top quark, W boson and light jet production in proton–proton collisions at  $\sqrt{s} = 13$  TeV with the ATLAS detector*, **JHEP** **08** (2019) 033, arXiv: [1903.02942 \[hep-ex\]](#).
- [81] ATLAS Collaboration, *Measurement of the Lund Jet Plane Using Charged Particles in 13 TeV Proton–Proton Collisions with the ATLAS Detector*, **Phys. Rev. Lett.** **124** (2020) 222002, arXiv: [2004.03540 \[hep-ex\]](#).
- [82] B. Andersson, G. Gustafson, L. Lönnblad and U. Pettersson, *Coherence Effects in Deep Inelastic Scattering*, **Z. Phys. C** **43** (1989) 625.
- [83] ATLAS Collaboration, *Measurements of Lund subjet multiplicities in 13 TeV proton-proton collisions with the ATLAS detector*, (2024), arXiv: [2402.13052 \[hep-ex\]](#).
- [84] ATLAS Collaboration, *Measurement of the inclusive isolated-photon cross section in  $pp$  collisions at  $\sqrt{s} = 13$  TeV using  $36\text{ fb}^{-1}$  of ATLAS data*, **JHEP** **10** (2019) 203, arXiv: [1908.02746 \[hep-ex\]](#).
- [85] ATLAS Collaboration, *Inclusive-photon production and its dependence on photon isolation in  $pp$  collisions at  $\sqrt{s} = 13$  TeV using  $139\text{ fb}^{-1}$  of ATLAS data*, **JHEP** **07** (2023) 086, arXiv: [2302.00510 \[hep-ex\]](#).
- [86] ATLAS Collaboration, *Measurement of the production cross section of pairs of isolated photons in  $pp$  collisions at 13 TeV with the ATLAS detector*, **JHEP** **11** (2021) 169, arXiv: [2107.09330 \[hep-ex\]](#).
- [87] X. Chen, T. Gehrmann, N. Glover, M. Höfer and A. Huss, *Isolated photon and photon+jet production at NNLO QCD accuracy*, **JHEP** **04** (2020) 166, arXiv: [1904.01044 \[hep-ph\]](#).
- [88] ATLAS Collaboration, *Measurement of the cross section for isolated-photon plus jet production in  $pp$  collisions at  $\sqrt{s} = 13$  TeV using the ATLAS detector*, **Phys. Lett. B** **780** (2018) 578, arXiv: [1801.00112 \[hep-ex\]](#).



- [89] ATLAS Collaboration, *Measurement of isolated-photon plus two-jet production in pp collisions at  $\sqrt{s} = 13$  TeV with the ATLAS detector*, *JHEP* **03** (2020) 179, arXiv: [1912.09866 \[hep-ex\]](#).
- [90] ATLAS Collaboration, *Measurement of  $W^\pm$  and Z-boson production cross sections in pp collisions at  $\sqrt{s} = 13$  TeV with the ATLAS detector*, *Phys. Lett. B* **759** (2016) 601, arXiv: [1603.09222 \[hep-ex\]](#).
- [91] C. Anastasiou, L. Dixon, K. Melnikov and F. Petriello, *High precision QCD at hadron colliders: Electroweak gauge boson rapidity distributions at next-to-next-to leading order*, *Phys. Rev. D* **69** (2004) 094008, arXiv: [hep-ph/0312266](#).
- [92] S. Catani and M. Grazzini, *Next-to-Next-to-Leading-Order Subtraction Formalism in Hadron Collisions and its Application to Higgs-Boson Production at the Large Hadron Collider*, *Phys. Rev. Lett.* **98** (2007) 222002, arXiv: [hep-ph/0703012](#).
- [93] ATLAS Collaboration, *Measurement of the transverse momentum distribution of Drell–Yan lepton pairs in proton–proton collisions at  $\sqrt{s} = 13$  TeV with the ATLAS detector*, *Eur. Phys. J. C* **80** (2020) 616, arXiv: [1912.02844 \[hep-ex\]](#).
- [94] ATLAS Collaboration, *Precise measurements of W and Z transverse momentum spectra with the ATLAS detector at  $\sqrt{s} = 5.02$  TeV and 13 TeV*, (2024), arXiv: [2404.06204 \[hep-ex\]](#).
- [95] ATLAS Collaboration, *Measurements of W and Z boson production in pp collisions at  $\sqrt{s} = 5.02$  TeV with the ATLAS detector*, *Eur. Phys. J. C* **79** (2019) 128, arXiv: [1810.08424 \[hep-ex\]](#), Erratum: *Eur. Phys. J. C* **79** (2019) 374.
- [96] ATLAS Collaboration, *Standard Model Summary Plots October 2023*, ATL-PHYS-PUB-2023-039, 2023, URL: <https://cds.cern.ch/record/2882448>.
- [97] T. Sjöstrand et al., *An introduction to PYTHIA 8.2*, *Comput. Phys. Commun.* **191** (2015) 159, arXiv: [1410.3012 \[hep-ph\]](#).
- [98] P. Nason, *A new method for combining NLO QCD with shower Monte Carlo algorithms*, *JHEP* **11** (2004) 040, arXiv: [hep-ph/0409146](#).
- [99] S. Frixione, P. Nason and C. Oleari, *Matching NLO QCD computations with Parton Shower simulations: the POWHEG method*, *JHEP* **11** (2007) 070, arXiv: [0709.2092 \[hep-ph\]](#).
- [100] S. Alioli, P. Nason, C. Oleari and E. Re, *A general framework for implementing NLO calculations in shower Monte Carlo programs: the POWHEG BOX*, *JHEP* **06** (2010) 043, arXiv: [1002.2581 \[hep-ph\]](#).
- [101] S. Alioli, P. Nason, C. Oleari and E. Re, *NLO vector-boson production matched with shower in POWHEG*, *JHEP* **07** (2008) 060, arXiv: [0805.4802 \[hep-ph\]](#).
- [102] ATLAS Collaboration, *Measurement of the  $Z/\gamma^*$  boson transverse momentum distribution in pp collisions at  $\sqrt{s} = 7$  TeV with the ATLAS detector*, *JHEP* **09** (2014) 145, arXiv: [1406.3660 \[hep-ex\]](#).
- [103] A. Gehrmann-De Ridder, T. Gehrmann, E. W. N. Glover, A. Huss and T. A. Morgan, *NNLO QCD corrections for Drell-Yan  $p_T^Z$  and  $\phi_\eta^*$  observables at the LHC*, *JHEP* **11** (2016) 094, arXiv: [1610.01843 \[hep-ph\]](#), Erratum: *JHEP* **10** (2018) 126.
- [104] W. Bizoń et al., *Fiducial distributions in Higgs and Drell-Yan production at  $N^3\text{LL}+\text{NNLO}$* , *JHEP* **12** (2018) 132, arXiv: [1805.05916 \[hep-ph\]](#).

- [105] W. Bizon et al., *The transverse momentum spectrum of weak gauge bosons at  $N^3 LL + NNLO$* , [\*Eur. Phys. J. C\* \*\*79\*\* \(2019\) 868](#), arXiv: [1905.05171 \[hep-ph\]](#).
- [106] J. C. Collins and D. E. Soper, *Angular Distribution of Dileptons in High-Energy Hadron Collisions*, [\*Phys. Rev. D\* \*\*16\*\* \(1977\) 2219](#).
- [107] E. Mirkes, *Angular decay distribution of leptons from W-bosons at NLO in hadronic collisions*, [\*Nucl. Phys. B\* \*\*387\*\* \(1992\) 3](#).
- [108] ATLAS Collaboration, *Measurement of the angular coefficients in Z-boson events using electron and muon pairs from data taken at  $\sqrt{s} = 8$  TeV with the ATLAS detector*, [\*JHEP\* \*\*08\*\* \(2016\) 159](#), arXiv: [1606.00689 \[hep-ex\]](#).
- [109] ATLAS Collaboration, *A precise measurement of the Z-boson double-differential transverse momentum and rapidity distributions in the full phase space of the decay leptons with the ATLAS experiment at  $\sqrt{s} = 8$  TeV*, (2023), arXiv: [2309.09318 \[hep-ex\]](#).
- [110] M. Rubin, G. P. Salam and S. Sapeta, *Giant QCD K-factors beyond NLO*, [\*JHEP\* \*\*09\*\* \(2010\) 084](#), arXiv: [1006.2144 \[hep-ph\]](#).
- [111] J. R. Christiansen and S. Prestel, *Merging weak and QCD showers with matrix elements*, [\*Eur. Phys. J. C\* \*\*76\*\* \(2016\) 39](#), arXiv: [1510.01517 \[hep-ph\]](#).
- [112] R. Boughezal, C. Focke and X. Liu, *Jet vetoes versus giant K factors in the exclusive Z+1-jet cross section*, [\*Phys. Rev. D\* \*\*92\*\* \(2015\) 094002](#), arXiv: [1501.01059 \[hep-ph\]](#).
- [113] J. R. Christiansen and T. Sjöstrand, *Weak Gauge Boson Radiation in Parton Showers*, [\*JHEP\* \*\*04\*\* \(2014\) 115](#), arXiv: [1401.5238 \[hep-ph\]](#).
- [114] ATLAS Collaboration, *Measurements of the production cross section of a Z boson in association with jets in pp collisions at  $\sqrt{s} = 13$  TeV with the ATLAS detector*, [\*Eur. Phys. J. C\* \*\*77\*\* \(2017\) 361](#), arXiv: [1702.05725 \[hep-ex\]](#).
- [115] ATLAS Collaboration, *Cross-section measurements for the production of a Z boson in association with high-transverse-momentum jets in pp collisions at  $\sqrt{s} = 13$  TeV with the ATLAS detector*, [\*JHEP\* \*\*06\*\* \(2023\) 080](#), arXiv: [2205.02597 \[hep-ex\]](#).
- [116] S. Höche, F. Krauss, M. Schönherr and F. Siegert, *QCD matrix elements + parton showers. The NLO case*, [\*JHEP\* \*\*04\*\* \(2013\) 027](#), arXiv: [1207.5030 \[hep-ph\]](#).
- [117] A. Gehrmann-De Ridder, T. Gehrmann, E. W. N. Glover, A. Huss and T. A. Morgan, *Precise QCD predictions for the production of a Z boson in association with a hadronic jet*, [\*Phys. Rev. Lett.\* \*\*117\*\* \(2016\) 022001](#), arXiv: [1507.02850 \[hep-ph\]](#).
- [118] A. Gehrmann-De Ridder, T. Gehrmann, E. W. N. Glover, A. Huss and T. A. Morgan, *The NNLO QCD corrections to Z boson production at large transverse momentum*, [\*JHEP\* \*\*07\*\* \(2016\) 133](#), arXiv: [1605.04295 \[hep-ph\]](#).
- [119] ATLAS Collaboration, *Measurement of W boson angular distributions in events with high transverse momentum jets at  $\sqrt{s} = 8$  TeV using the ATLAS detector*, [\*Phys. Lett. B\* \*\*765\*\* \(2017\) 132](#), arXiv: [1609.07045 \[hep-ex\]](#).

- [120] F. F. Cordero, L. Reina and D. Wackerroth, *W- and Z-boson production with a massive bottom-quark pair at the Large Hadron Collider*, [\*Phys. Rev. D\* \*\*80\*\* \(2009\) 034015](#), arXiv: [0906.1923 \[hep-ph\]](#).
- [121] J. Campbell, R. K. Ellis, F. Maltoni and S. Willenbrock, *Associated production of a Z boson and a single heavy quark jet*, [\*Phys. Rev. D\* \*\*69\*\* \(2004\) 074021](#), arXiv: [hep-ph/0312024](#).
- [122] F. Maltoni, G. Ridolfi and M. Ubiali, *b-initiated processes at the LHC: a reappraisal*, [\*JHEP\* \*\*07\*\* \(2012\) 022](#), [Erratum: [\*JHEP\* \*\*04\*\*, 095 \(2013\)](#)], arXiv: [1203.6393 \[hep-ph\]](#).
- [123] ATLAS Collaboration, *Measurements of the production cross-section for a Z boson in association with b- or c-jets in proton–proton collisions at  $\sqrt{s} = 13$  TeV with the ATLAS detector*, (2024), arXiv: [2403.15093 \[hep-ex\]](#).
- [124] R. Frederix and S. Frixione, *Merging meets matching in MC@NLO*, [\*JHEP\* \*\*12\*\* \(2012\) 061](#), arXiv: [1209.6215 \[hep-ph\]](#).
- [125] S. Brodsky, P. Hoyer, C. Peterson and N. Sakai, *The Intrinsic Charm of the Proton*, [\*Phys. Lett. B\* \*\*93\*\* \(1980\) 451](#).
- [126] ATLAS Collaboration, *Measurement of cross sections for production of a Z boson in association with a flavor-inclusive or doubly b-tagged large-radius jet in proton–proton collisions at  $\sqrt{s} = 13$  TeV with the ATLAS experiment*, [\*Phys. Rev. D\* \*\*108\*\* \(2023\) 012022](#), arXiv: [2204.12355 \[hep-ex\]](#).
- [127] ATLAS Collaboration, *In situ calibration of large-radius jet energy and mass in 13 TeV proton–proton collisions with the ATLAS detector*, [\*Eur. Phys. J. C\* \*\*79\*\* \(2019\) 135](#), arXiv: [1807.09477 \[hep-ex\]](#).
- [128] ATLAS Collaboration, *Optimisation of large-radius jet reconstruction for the ATLAS detector in 13 TeV proton–proton collisions*, [\*Eur. Phys. J. C\* \*\*81\*\* \(2021\) 334](#), arXiv: [2009.04986 \[hep-ex\]](#).
- [129] F. Faura, S. Iranipour, E. R. Nocera, J. Rojo and M. Ubiali, *The Strangest Proton?*, [\*Eur. Phys. J. C\* \*\*80\*\* \(2020\) 1168](#), arXiv: [2009.00014 \[hep-ph\]](#).
- [130] ATLAS Collaboration, *Measurement of the production of a W boson in association with a charmed hadron in pp collisions at  $\sqrt{s} = 13$  TeV with the ATLAS detector*, [\*Phys. Rev. D\* \*\*108\*\* \(2023\) 032012](#), arXiv: [2302.00336 \[hep-ex\]](#).
- [131] J. Alwall et al., *The automated computation of tree-level and next-to-leading order differential cross sections, and their matching to parton shower simulations*, [\*JHEP\* \*\*07\*\* \(2014\) 079](#), arXiv: [1405.0301 \[hep-ph\]](#).
- [132] ATLAS Collaboration, *Determination of the parton distribution functions of the proton using diverse ATLAS data from pp collisions at  $\sqrt{s} = 7, 8$  and 13 TeV*, [\*Eur. Phys. J. C\* \*\*82\*\* \(2022\) 438](#), arXiv: [2112.11266 \[hep-ex\]](#).
- [133] ATLAS Collaboration, *Precision measurement and interpretation of inclusive  $W^+$ ,  $W^-$  and  $Z/\gamma^*$  production cross sections with the ATLAS detector*, [\*Eur. Phys. J. C\* \*\*77\*\* \(2017\) 367](#), arXiv: [1612.03016 \[hep-ex\]](#).
- [134] ATLAS Collaboration, *Measurement of the inclusive jet cross-section in proton–proton collisions at  $\sqrt{s} = 7$  TeV using  $4.5\text{ fb}^{-1}$  of data with the ATLAS detector*, [\*JHEP\* \*\*02\*\* \(2015\) 153](#), arXiv: [1410.8857 \[hep-ex\]](#), Erratum: [\*JHEP\* \*\*09\*\* \(2015\) 141](#).

- [135] ATLAS Collaboration, *Measurement of the Drell–Yan triple-differential cross section in  $pp$  collisions at  $\sqrt{s} = 8$  TeV*, [JHEP \*\*12\*\* \(2017\) 059](#), arXiv: [1710.05167 \[hep-ex\]](#).
- [136] ATLAS Collaboration, *Measurement of the cross-section and charge asymmetry of  $W$  bosons produced in proton–proton collisions at  $\sqrt{s} = 8$  TeV with the ATLAS detector*, [Eur. Phys. J. C \*\*79\*\* \(2019\) 760](#), arXiv: [1904.05631 \[hep-ex\]](#).
- [137] ATLAS Collaboration, *Measurement of differential cross sections and  $W^+/W^-$  cross-section ratios for  $W$  boson production in association with jets at  $\sqrt{s} = 8$  TeV with the ATLAS detector*, [JHEP \*\*05\*\* \(2018\) 077](#), arXiv: [1711.03296 \[hep-ex\]](#).
- [138] ATLAS Collaboration, *Measurement of the inclusive cross-section for the production of jets in association with a  $Z$  boson in proton–proton collisions at 8 TeV using the ATLAS detector*, [Eur. Phys. J. C \*\*79\*\* \(2019\) 847](#), arXiv: [1907.06728 \[hep-ex\]](#).
- [139] ATLAS Collaboration, *Measurements of top-quark pair differential cross-sections in the lepton+jets channel in  $pp$  collisions at  $\sqrt{s} = 8$  TeV using the ATLAS detector*, [Eur. Phys. J. C \*\*76\*\* \(2016\) 538](#), arXiv: [1511.04716 \[hep-ex\]](#).
- [140] ATLAS Collaboration, *Measurement of top quark pair differential cross sections in the dilepton channel in  $pp$  collisions at  $\sqrt{s} = 7$  and 8 TeV with ATLAS*, [Phys. Rev. D \*\*94\*\* \(2016\) 092003](#), arXiv: [1607.07281 \[hep-ex\]](#).
- [141] ATLAS Collaboration, *Measurement of the ratio of cross sections for inclusive isolated-photon production in  $pp$  collisions at  $\sqrt{s} = 13$  and 8 TeV with the ATLAS detector*, [JHEP \*\*04\*\* \(2019\) 093](#), arXiv: [1901.10075 \[hep-ex\]](#).
- [142] ATLAS Collaboration, *Measurement of the inclusive jet cross-sections in proton–proton collisions at  $\sqrt{s} = 8$  TeV with the ATLAS detector*, [JHEP \*\*09\*\* \(2017\) 020](#), arXiv: [1706.03192 \[hep-ex\]](#).
- [143] ATLAS Collaboration, *Measurements of top-quark pair differential and double-differential cross-sections in the  $\ell$ +jets channel with  $pp$  collisions at  $\sqrt{s} = 13$  TeV using the ATLAS detector*, [Eur. Phys. J. C \*\*79\*\* \(2019\) 1028](#), arXiv: [1908.07305 \[hep-ex\]](#),  
Erratum: [Eur. Phys. J. C \*\*80\*\* \(2020\) 1092](#).
- [144] H1 and ZEUS Collaborations, *Combination of measurements of inclusive deep inelastic  $e^\pm p$  scattering cross sections and QCD analysis of HERA data*, [Eur. Phys. J. C \*\*75\*\* \(2015\) 580](#), arXiv: [1506.06042 \[hep-ex\]](#).
- [145] S. Alekhin et al., *HERAFitter*, [Eur. Phys. J. C \*\*75\*\* \(2015\) 304](#), arXiv: [1410.4412 \[hep-ph\]](#).
- [146] ATLAS Collaboration, *Differential cross-section measurements for the electroweak production of dijets in association with a  $Z$  boson in proton–proton collisions at ATLAS*, [Eur. Phys. J. C \*\*81\*\* \(2021\) 163](#), arXiv: [2006.15458 \[hep-ex\]](#).
- [147] M. Bähr et al., *Herwig++ Physics and Manual*, [Eur. Phys. J. C \*\*58\*\* \(2008\) 639](#), arXiv: [0803.0883 \[hep-ph\]](#).
- [148] J. Bellm et al., *Herwig 7.0/Herwig++ 3.0 release note*, [Eur. Phys. J. C \*\*76\*\* \(2016\) 196](#), arXiv: [1512.01178 \[hep-ph\]](#).
- [149] K. Arnold et al., *VBFNLO: A Parton level Monte Carlo for processes with electroweak bosons*, [Comput. Phys. Commun. \*\*180\*\* \(2009\) 1661](#), arXiv: [0811.4559 \[hep-ph\]](#).
- [150] I. Brivio and M. Trott, *The Standard Model as an Effective Field Theory*, [Phys. Rept. \*\*793\*\* \(2019\) 1](#), arXiv: [1706.08945 \[hep-ph\]](#).

- [151] M. S. Chanowitz and M. Golden,  
*Like-Charged Gauge-Boson Pairs as a Probe of Electroweak Symmetry Breaking*,  
*Phys. Rev. Lett.* **61** (1988) 1053, Erratum: *Phys. Rev. Lett.* **63** (1989) 466.
- [152] ATLAS Collaboration, *Measurement of  $W^\pm Z$  production cross sections and gauge boson polarisation in  $pp$  collisions at  $\sqrt{s} = 13$  TeV with the ATLAS detector*,  
*Eur. Phys. J. C* **79** (2019) 535, arXiv: [1902.05759 \[hep-ex\]](#).
- [153] M. Grazzini, S. Kallweit, D. Rathlev and M. Wiesemann,  
 *$W^\pm Z$  production at hadron colliders in NNLO QCD*, *Phys. Lett. B* **761** (2016) 179,  
arXiv: [1604.08576 \[hep-ph\]](#).
- [154] M. Grazzini, S. Kallweit and D. Rathlev,  
*ZZ production at the LHC: fiducial cross sections and distributions in NNLO QCD*,  
*Phys. Lett. B* **750** (2015) 407, arXiv: [1507.06257 \[hep-ph\]](#).
- [155] ATLAS Collaboration, *Observation of gauge boson joint-polarisation states in  $W^\pm Z$  production from  $pp$  collisions at  $\sqrt{s} = 13$  TeV with the ATLAS detector*, *Phys. Lett. B* **843** (2023) 137895,  
arXiv: [2211.09435 \[hep-ex\]](#).
- [156] A. Azatov, J. Elias-Miró, Y. Reyimuaji and E. Venturini,  
*Novel measurements of anomalous triple gauge couplings for the LHC*, *JHEP* **10** (2017) 027,  
arXiv: [1707.08060 \[hep-ph\]](#).
- [157] G. Panico, F. Riva and A. Wulzer, *Diboson interference resurrection*, *Phys. Lett. B* **776** (2018) 473,  
arXiv: [1708.07823 \[hep-ph\]](#).
- [158] A. Denner and G. Pelliccioli,  
*NLO QCD predictions for doubly-polarized WZ production at the LHC*,  
*Phys. Lett. B* **814** (2021) 136107, arXiv: [2010.07149 \[hep-ph\]](#).
- [159] T. Melia, P. Nason, R. Röntsch and G. Zanderighi,  
 *$W^+W^-$ , WZ and ZZ production in the POWHEG BOX*, *JHEP* **11** (2011) 078,  
arXiv: [1107.5051 \[hep-ph\]](#).
- [160] ATLAS Collaboration, *Studies of the energy dependence of diboson polarization fractions and the Radiation Amplitude Zero effect in WZ production with the ATLAS detector*, (2024),  
arXiv: [2402.16365 \[hep-ex\]](#).
- [161] S. Frixione, P. Nason and G. Ridolfi, *Strong corrections to WZ production at hadron colliders*,  
*Nucl. Phys. B* **383** (1992) 3.
- [162] U. Baur, T. Han and J. Ohnemus, *Amplitude zeros in  $W^\pm Z$  production*,  
*Phys. Rev. Lett.* **72** (1994) 3941.
- [163] ATLAS Collaboration, *Measurement of fiducial and differential  $W^+W^-$  production cross-sections at  $\sqrt{s} = 13$  TeV with the ATLAS detector*, *Eur. Phys. J. C* **79** (2019) 884,  
arXiv: [1905.04242 \[hep-ex\]](#).
- [164] ATLAS Collaboration, *Measurements of  $W^+W^- + \geq 1$  jet production cross-sections in  $pp$  collisions at  $\sqrt{s} = 13$  TeV with the ATLAS detector*, *JHEP* **06** (2021) 003,  
arXiv: [2103.10319 \[hep-ex\]](#).
- [165] ATLAS Collaboration, *Measurements of differential cross-sections in four-lepton events in 13 TeV proton–proton collisions with the ATLAS detector*, *JHEP* **07** (2021) 005,  
arXiv: [2103.01918 \[hep-ex\]](#).



- [166] ATLAS Collaboration,  $ZZ \rightarrow \ell^+ \ell^- \ell'^+ \ell'^-$  cross-section measurements and search for anomalous triple gauge couplings in 13 TeV  $pp$  collisions with the ATLAS detector, *Phys. Rev. D* **97** (2018) 032005, arXiv: [1709.07703 \[hep-ex\]](#).
- [167] ATLAS Collaboration, Measurement of  $ZZ$  production in the  $\ell\ell\nu\nu$  final state with the ATLAS detector in  $pp$  collisions at  $\sqrt{s} = 13$  TeV, *JHEP* **10** (2019) 127, arXiv: [1905.07163 \[hep-ex\]](#).
- [168] M. Grazzini, S. Kallweit and D. Rathlev,  $ZZ$  production at the LHC: fiducial cross sections and distributions in NNLO QCD, *Phys. Lett. B* **750** (2015) 407, arXiv: [1507.06257 \[hep-ph\]](#).
- [169] ATLAS Collaboration, Evidence of pair production of longitudinally polarised vector bosons and study of CP properties in  $ZZ \rightarrow 4\ell$  events with the ATLAS detector at  $\sqrt{s} = 13$  TeV, *JHEP* **12** (2023) 107, arXiv: [2310.04350 \[hep-ex\]](#).
- [170] ATLAS Collaboration, Measurement of the  $Z(\rightarrow \ell^+ \ell^-)\gamma$  production cross-section in  $pp$  collisions at  $\sqrt{s} = 13$  TeV with the ATLAS detector, *JHEP* **03** (2020) 054, arXiv: [1911.04813 \[hep-ex\]](#).
- [171] M. Grazzini, S. Kallweit and D. Rathlev,  $W\gamma$  and  $Z\gamma$  production at the LHC in NNLO QCD, *JHEP* **07** (2015) 085, arXiv: [1504.01330 \[hep-ph\]](#).
- [172] J. M. Campbell, T. Neumann and C. Williams,  $Z\gamma$  Production at NNLO Including Anomalous Couplings, *JHEP* **11** (2017) 150, arXiv: [1708.02925 \[hep-ph\]](#).
- [173] M. Grazzini, S. Kallweit and M. Wiesemann, Fully differential NNLO computations with MATRIX, *Eur. Phys. J. C* **78** (2018) 537, arXiv: [1711.06631 \[hep-ph\]](#).
- [174] ATLAS Collaboration, Measurements of  $Z\gamma$ +jets differential cross sections in  $pp$  collisions at  $\sqrt{s} = 13$  TeV with the ATLAS detector, *JHEP* **07** (2023) 072, arXiv: [2212.07184 \[hep-ex\]](#).
- [175] ATLAS Collaboration, Measurement of the  $Z\gamma \rightarrow \nu\bar{\nu}\gamma$  production cross section in  $pp$  collisions at  $\sqrt{s} = 13$  TeV with the ATLAS detector and limits on anomalous triple gauge-boson couplings, *JHEP* **12** (2018) 010, arXiv: [1810.04995 \[hep-ex\]](#).
- [176] J. M. Campbell, R. K. Ellis and C. Williams, Vector Boson Pair Production at the LHC, *JHEP* **07** (2011) 018, arXiv: [1105.0020 \[hep-ph\]](#).
- [177] ATLAS Collaboration, Combined effective field theory interpretation of differential cross-sections measurements of  $WW$ ,  $WZ$ ,  $4\ell$ , and  $Z$ -plus-two-jets production using ATLAS data, ATL-PHYS-PUB-2021-022, 2021, URL: <https://cds.cern.ch/record/2776648>.
- [178] I. Brivio and M. Trott, The Standard Model as an Effective Field Theory, *Phys. Rept.* **793** (2019) 1, arXiv: [1706.08945 \[hep-ph\]](#).
- [179] ATLAS Collaboration, Evidence for Electroweak Production of  $W^\pm W^\pm jj$  in  $pp$  Collisions at  $\sqrt{s} = 8$  TeV with the ATLAS Detector, *Phys. Rev. Lett.* **113** (2014) 141803, arXiv: [1405.6241 \[hep-ex\]](#).
- [180] CMS Collaboration, Observation of Electroweak Production of Same-Sign  $W$  Boson Pairs in the Two Jet and Two Same-Sign Lepton Final State in Proton-Proton Collisions at  $\sqrt{s} = 13$  TeV, *Phys. Rev. Lett.* **120** (2018) 081801, arXiv: [1709.05822 \[hep-ex\]](#).
- [181] ATLAS Collaboration, Observation of Electroweak Production of a Same-Sign  $W$  Boson Pair in Association with Two Jets in  $pp$  Collisions at  $\sqrt{s} = 13$  TeV with the ATLAS Detector, *Phys. Rev. Lett.* **123** (2019) 161801, arXiv: [1906.03203 \[hep-ex\]](#).

- [182] ATLAS Collaboration, *Measurement and interpretation of same-sign  $W$  boson pair production in association with two jets in  $pp$  collisions at  $\sqrt{s} = 13$  TeV with the ATLAS detector*, (2023), arXiv: [2312.00420 \[hep-ex\]](#).
- [183] B. Jäger, C. Oleari and D. Zeppenfeld, *Next-to-leading order QCD corrections to  $W^+W^+jj$  and  $W^-W^-jj$  production via weak-boson fusion*, *Phys. Rev. D* **80** (2009) 034022, arXiv: [0907.0580 \[hep-ph\]](#).
- [184] H. Georgi and M. Machacek, *Doubly charged Higgs bosons*, *Nucl. Phys. B* **262** (1985) 463.
- [185] ATLAS Collaboration, *Observation of electroweak production of  $W^+W^-$  in association with jets in proton-proton collisions at  $\sqrt{s} = 13$  TeV with the ATLAS Detector*, (2024), arXiv: [2403.04869 \[hep-ex\]](#).
- [186] P. Nason, *A New method for combining NLO QCD with shower Monte Carlo algorithms*, *JHEP* **11** (2004) 040, arXiv: [hep-ph/0409146](#).
- [187] S. Alioli, P. Nason, C. Oleari and E. Re, *A general framework for implementing NLO calculations in shower Monte Carlo programs: the POWHEG BOX*, *JHEP* **06** (2010) 043, arXiv: [1002.2581 \[hep-ph\]](#).
- [188] S. Frixione, P. Nason and C. Oleari, *Matching NLO QCD computations with Parton Shower simulations: the POWHEG method*, *JHEP* **11** (2007) 070, arXiv: [0709.2092 \[hep-ph\]](#).
- [189] ATLAS Collaboration, *Observation of electroweak production of two jets and a Z-boson pair*, *Nature Phys.* **19** (2023) 237, arXiv: [2004.10612 \[hep-ex\]](#).
- [190] ATLAS Collaboration, *Differential cross-section measurements of the production of four charged leptons in association with two jets using the ATLAS detector*, *JHEP* **01** (2024) 004, arXiv: [2308.12324 \[hep-ex\]](#).
- [191] ATLAS Collaboration, *Observation of electroweak  $W^\pm Z$  boson pair production in association with two jets in  $pp$  collisions at  $\sqrt{s} = 13$  TeV with the ATLAS detector*, *Phys. Lett. B* **793** (2019) 469, arXiv: [1812.09740 \[hep-ex\]](#).
- [192] ATLAS Collaboration, *Fiducial and differential cross-section measurements of electroweak  $W\gamma jj$  production in  $pp$  collisions at  $\sqrt{s} = 13$  TeV with the ATLAS detector*, (2024), arXiv: [2403.02809 \[hep-ex\]](#).
- [193] ATLAS Collaboration, *Observation of electroweak production of two jets in association with an isolated photon and missing transverse momentum, and search for a Higgs boson decaying into invisible particles at 13 TeV with the ATLAS detector*, *Eur. Phys. J. C* **82** (2022) 105, arXiv: [2109.00925 \[hep-ex\]](#).
- [194] ATLAS Collaboration, *Measurement of electroweak  $Z(\nu\bar{\nu})\gamma jj$  production and limits on anomalous quartic gauge couplings in  $pp$  collisions at  $\sqrt{s} = 13$  TeV with the ATLAS detector*, *JHEP* **06** (2023) 082, arXiv: [2208.12741 \[hep-ex\]](#).
- [195] ATLAS Collaboration, *Measurement of the cross-sections of the electroweak and total production of a  $Z\gamma$  pair in association with two jets in  $pp$  collisions at  $\sqrt{s} = 13$  TeV with the ATLAS detector*, *Phys. Lett. B* **846** (2023) 138222, arXiv: [2305.19142 \[hep-ex\]](#).
- [196] ATLAS Collaboration, *Observation of photon-induced  $W^+W^-$  production in  $pp$  collisions at  $\sqrt{s} = 13$  TeV using the ATLAS detector*, *Phys. Lett. B* **816** (2021) 136190, arXiv: [2010.04019 \[hep-ex\]](#).



- [197] J. Baglio et al., *VBFNLO: A Parton Level Monte Carlo for Processes with Electroweak Bosons – Manual for Version 2.7.0*, (2011), arXiv: [1107.4038 \[hep-ph\]](#).
- [198] G. Bélanger and F. Boudjema,  
*Probing quartic couplings of weak bosons through three vector production at a 500 GeV NLC*,  
*Phys. Lett. B* **288** (1992) 201.
- [199] ATLAS Collaboration,  
*Evidence for the production of three massive vector bosons with the ATLAS detector*,  
*Phys. Lett. B* **798** (2019) 134913, arXiv: [1903.10415 \[hep-ex\]](#).
- [200] ATLAS Collaboration, *Measurement of the production cross section of three isolated photons in  $pp$  collisions at  $\sqrt{s} = 8$  TeV using the ATLAS detector*, *Phys. Lett. B* **781** (2018) 55, arXiv: [1712.07291 \[hep-ex\]](#).
- [201] ATLAS Collaboration,  
*Measurements of  $Z\gamma$  and  $Z\gamma\gamma$  production in  $pp$  collisions at  $\sqrt{s} = 8$  TeV with the ATLAS detector*,  
*Phys. Rev. D* **93** (2016) 112002, arXiv: [1604.05232 \[hep-ex\]](#).
- [202] ATLAS Collaboration, *Observation of  $W\gamma\gamma$  triboson production in proton-proton collisions at  $\sqrt{s} = 13$  TeV with the ATLAS detector*, *Phys. Lett. B* **848** (2024) 138400, arXiv: [2308.03041 \[hep-ex\]](#).
- [203] ATLAS Collaboration,  
*Observation of  $WWW$  Production in  $pp$  Collisions at  $\sqrt{s} = 13$  TeV with the ATLAS Detector*,  
*Phys. Rev. Lett.* **129** (2022) 061803, arXiv: [2201.13045 \[hep-ex\]](#).
- [204] ATLAS Collaboration,  
*Observation of  $WZ\gamma$  production in  $pp$  collisions at  $\sqrt{s} = 13$  TeV with the ATLAS detector*,  
*Phys. Rev. Lett.* **132** (2024) 021802, arXiv: [arXiv:2305.16994 \[hep-ex\]](#).
- [205] ATLAS Collaboration,  
*Measurement of  $Z\gamma\gamma$  production in  $pp$  collisions at  $\sqrt{s} = 13$  TeV with the ATLAS detector*,  
*Eur. Phys. J. C* **83** (2023) 539, arXiv: [2211.14171 \[hep-ex\]](#).
- [206] A. J. Baltz et al., *The Physics of Ultraperipheral Collisions at the LHC*,  
*Phys. Rept.* **458** (2008) 1, ed. by G. Baur et al., arXiv: [0706.3356 \[nucl-ex\]](#).
- [207] S. Klein and P. Steinberg,  
*Photonuclear and Two-photon Interactions at High-Energy Nuclear Colliders*,  
*Ann. Rev. Nucl. Part. Sci.* **70** (2020) 323, arXiv: [2005.01872 \[nucl-ex\]](#).
- [208] L. A. Harland-Lang, V. A. Khoze and M. G. Ryskin,  
*Exclusive physics at the LHC with SuperChic 2*, *Eur. Phys. J. C* **76** (2016) 9, arXiv: [1508.02718 \[hep-ph\]](#).
- [209] ATLAS Collaboration, *Measurement of the exclusive  $\gamma\gamma \rightarrow \mu^+\mu^-$  process in proton–proton collisions at  $\sqrt{s} = 13$  TeV with the ATLAS detector*, *Phys. Lett. B* **777** (2018) 303, arXiv: [1708.04053 \[hep-ex\]](#).
- [210] ATLAS Collaboration, *Observation and Measurement of Forward Proton Scattering in Association with Lepton Pairs Produced via the Photon Fusion Mechanism at ATLAS*,  
*Phys. Rev. Lett.* **125** (2020) 261801, arXiv: [2009.14537 \[hep-ex\]](#).

- [211] CMS Collaboration,  
*Observation of proton-tagged, central (semi)exclusive production of high-mass lepton pairs in pp collisions at 13 TeV with the CMS-TOTEM precision proton spectrometer*, *JHEP* **07** (2018) 153, arXiv: [1803.04496 \[hep-ex\]](#).
- [212] ATLAS Collaboration, *Proton tagging with the one arm AFP detector*, ATL-PHYS-PUB-2017-012, 2017, URL: <https://cds.cern.ch/record/2273274>.
- [213] ATLAS Collaboration, *Exclusive dielectron production in ultraperipheral Pb+Pb collisions at  $\sqrt{s_{NN}} = 5.02$  TeV with ATLAS*, *JHEP* **06** (2023) 182, arXiv: [2207.12781 \[nucl-ex\]](#).
- [214] ATLAS Collaboration,  
*Exclusive dimuon production in ultraperipheral Pb+Pb collisions at  $\sqrt{s_{NN}} = 5.02$  TeV with ATLAS*, *Phys. Rev. C* **104** (2021) 024906, arXiv: [2011.12211 \[hep-ex\]](#).
- [215] ATLAS Collaboration, *Zero Degree Calorimeters for ATLAS*, tech. rep., 2007, URL: <https://cds.cern.ch/record/1009649>.
- [216] ATLAS Collaboration, *Observation of the  $\gamma\gamma \rightarrow \tau\tau$  Process in Pb+Pb Collisions and Constraints on the  $\tau$ -Lepton Anomalous Magnetic Moment with the ATLAS Detector*, *Phys. Rev. Lett.* **131** (2023) 151802, arXiv: [2204.13478 \[hep-ex\]](#).
- [217] CMS Collaboration,  
*Observation of  $\tau$  Lepton Pair Production in Ultraperipheral Pb–Pb Collisions at  $\sqrt{s_{NN}} = 5.02$  TeV*, *Phys. Rev. Lett.* **131** (2023) 151803, arXiv: [2206.05192 \[nucl-ex\]](#).
- [218] DELPHI Collaboration, *Study of tau-pair production in photon-photon collisions at LEP and limits on the anomalous electromagnetic moments of the tau lepton*, *Eur. Phys. J. C* **35** (2004) 159, arXiv: [hep-ex/0406010](#).
- [219] D. Hanneke, S. Fogwell and G. Gabrielse,  
*New Measurement of the Electron Magnetic Moment and the Fine Structure Constant*, *Phys. Rev. Lett.* **100** (2008) 120801, arXiv: [0801.1134 \[physics.atom-ph\]](#).
- [220] Muon g-2 Collaboration,  
*Measurement of the Positive Muon Anomalous Magnetic Moment to 0.46 ppm*, *Phys. Rev. Lett.* **126** (2021) 141801, arXiv: [2104.03281 \[hep-ex\]](#).
- [221] R. R. Wilson, *Scattering of 1.33 MeV Gamma-Rays by an Electric Field*, *Phys. Rev.* **90** (1953) 720.
- [222] S. Z. Akhmadaliev et al.,  
*Experimental Investigation of High-Energy Photon Splitting in Atomic Fields*, *Phys. Rev. Lett.* **89** (2002) 061802, arXiv: [hep-ex/0111084](#).
- [223] D. d’Enterria and G. G. da Silveira,  
*Observing Light-by-Light Scattering at the Large Hadron Collider*, *Phys. Rev. Lett.* **111** (2013) 080405, arXiv: [1305.7142 \[hep-ph\]](#),  
Erratum: *Phys. Rev. Lett.* **116** (2016) 129901.
- [224] M. Klusek-Gawenda, P. Lebedowicz and A. Szczurek, *Light-by-light scattering in ultraperipheral Pb-Pb collisions at energies available at the CERN Large Hadron Collider*, *Phys. Rev. C* **93** (2016) 044907, arXiv: [1601.07001 \[nucl-th\]](#).
- [225] ATLAS Collaboration,  
*Evidence for light-by-light scattering in heavy-ion collisions with the ATLAS detector at the LHC*, *Nature Phys.* **13** (2017) 852, arXiv: [1702.01625 \[hep-ex\]](#).

- [226] CMS Collaboration, *Evidence for light-by-light scattering and searches for axion-like particles in ultraperipheral PbPb collisions at  $\sqrt{s_{NN}} = 5.02$  TeV*, *Phys. Lett. B* **797** (2019) 134826, arXiv: [1810.04602 \[hep-ex\]](#).
- [227] ATLAS Collaboration, *Observation of Light-by-Light Scattering in Ultraperipheral Pb+Pb Collisions with the ATLAS Detector*, *Phys. Rev. Lett.* **123** (2019) 052001, arXiv: [1904.03536 \[hep-ex\]](#).
- [228] ATLAS Collaboration, *Measurement of light-by-light scattering and search for axion-like particles with  $2.2\text{ nb}^{-1}$  of Pb+Pb data with the ATLAS detector*, *JHEP* **03** (2021) 243, arXiv: [2008.05355 \[hep-ex\]](#), Erratum: *JHEP* **11** (2021) 050.
- [229] L. A. Harland-Lang, V. A. Khoze and M. G. Ryskin, *Exclusive LHC physics with heavy ions: SuperChic 3*, *Eur. Phys. J. C* **79** (2019) 39, arXiv: [1810.06567 \[hep-ph\]](#).
- [230] ATLAS Collaboration, *Measurement of exclusive  $\gamma\gamma \rightarrow W^+W^-$  production and search for exclusive Higgs boson production in pp collisions at  $\sqrt{s} = 8$  TeV using the ATLAS detector*, *Phys. Rev. D* **94** (2016) 032011, arXiv: [1607.03745 \[hep-ex\]](#).
- [231] CMS Collaboration, *Study of exclusive two-photon production of  $W^+W^-$  in pp collisions at  $\sqrt{s} = 7$  TeV and constraints on anomalous quartic gauge couplings*, *JHEP* **07** (2013) 116, arXiv: [1305.5596 \[hep-ex\]](#).
- [232] CMS Collaboration, *Evidence for exclusive  $\gamma\gamma \rightarrow W^+W^-$  production and constraints on anomalous quartic gauge couplings in pp collisions at  $\sqrt{s} = 7$  and 8 TeV*, *JHEP* **08** (2016) 119, arXiv: [1604.04464 \[hep-ex\]](#).
- [233] ATLAS Collaboration, *Observation of a new particle in the search for the Standard Model Higgs boson with the ATLAS detector at the LHC*, *Phys. Lett. B* **716** (2012) 1, arXiv: [1207.7214 \[hep-ex\]](#).
- [234] CMS Collaboration, *Observation of a new boson at a mass of 125 GeV with the CMS experiment at the LHC*, *Phys. Lett. B* **716** (2012) 30, arXiv: [1207.7235 \[hep-ex\]](#).
- [235] J. Haller, A. Hoecker, R. Kogler, K. Mönig and J. Stelzer, *Status of the global electroweak fit with Gfitter in the light of new precision measurements*, 2022, arXiv: [2211.07665 \[hep-ph\]](#).
- [236] ATLAS Collaboration, *A precise determination of the strong-coupling constant from the recoil of Z bosons with the ATLAS experiment at  $\sqrt{s} = 8$  TeV*, (2023), arXiv: [2309.12986 \[hep-ex\]](#).
- [237] ATLAS Collaboration, *Measurement of the W-boson mass in pp collisions at  $\sqrt{s} = 7$  TeV with the ATLAS detector*, *Eur. Phys. J. C* **78** (2018) 110, arXiv: [1701.07240 \[hep-ex\]](#), Erratum: *Eur. Phys. J. C* **78** (2018) 898.
- [238] CDF Collaboration, *High-precision measurement of the W boson mass with the CDF II detector*, *Science* **376** (2022) 170.
- [239] ATLAS Collaboration, *Measurement of the W-boson mass and width with the ATLAS detector using proton-proton collisions at  $\sqrt{s} = 7$  TeV*, (2024), arXiv: [2403.15085 \[hep-ex\]](#).
- [240] J. de Blas et al., *The Global Electroweak and Higgs Fits in the LHC era*, *PoS EPS-HEP2017* (2017) 467, ed. by P. Checchia et al., arXiv: [1710.05402 \[hep-ph\]](#).

- [241] Particle Data Group, R. L. Workman et al., *Review of Particle Physics*, [PTEP \*\*2022\*\* \(2022\) 083C01](#).
- [242] V. V. Sudakov, *Vertex parts at very high-energies in quantum electrodynamics*, *Sov. Phys. JETP* **3** (1956) 65.
- [243] S. Camarda et al., *DYTurbo: Fast predictions for Drell-Yan processes*, [Eur. Phys. J. C \*\*80\*\* \(2020\) 251](#), arXiv: [1910.07049 \[hep-ph\]](#),  
Erratum: [Eur. Phys. J. C \*\*80\*\* \(2020\) 440](#).
- [244] J. McGowan, T. Cridge, L. A. Harland-Lang and R. S. Thorne, *Approximate  $N^3$ LO parton distribution functions with theoretical uncertainties: MSHT20a $N^3$ LO PDFs*, [Eur. Phys. J. C \*\*83\*\* \(2023\) 185](#), arXiv: [2207.04739 \[hep-ph\]](#),  
Erratum: [Eur. Phys. J. C \*\*83\*\* \(2023\) 302](#).
- [245] ATLAS Collaboration, *Measurement of the Z boson invisible width at  $\sqrt{s} = 13$  TeV with the ATLAS detector*, (2023), arXiv: [2312.02789 \[hep-ex\]](#).
- [246] M. Artuso, G. Isidori and S. Stone, *New Physics in b Decays*, World Scientific, 2022, ISBN: 978-981-12-5129-0.
- [247] F. J. Botella, G. C. Branco and M. Nebot, *CP violation and limits on New Physics including recent  $B_s$  measurements*, [Nucl. Phys. B \*\*768\*\* \(2007\) 1](#), arXiv: [hep-ph/0608100](#).
- [248] UTfit Collaboration, M. Bona et al., *The Unitarity Triangle Fit in the Standard Model and Hadronic Parameters from Lattice QCD: A Reappraisal after the Measurements of  $\Delta m_s$  and  $BR(B \rightarrow \tau \nu_\tau)$* , [JHEP \*\*10\*\* \(2006\) 081](#), arXiv: [hep-ph/0606167](#).
- [249] LHCb Collaboration, *Precision measurement of the  $B_s^0 - \bar{B}_s^0$  oscillation frequency with the decay  $B_s^0 \rightarrow D_s^- \pi^+$* , [New J. Phys. \*\*15\*\* \(2013\) 053021](#), arXiv: [1304.4741 \[hep-ex\]](#).
- [250] ATLAS Collaboration, *Measurement of the CP-violating phase  $\phi_s$  in  $B_s^0 \rightarrow J/\psi \phi$  decays in ATLAS at 13 TeV*, [Eur. Phys. J. C \*\*81\*\* \(2021\) 342](#), arXiv: [2001.07115 \[hep-ex\]](#).
- [251] CMS Collaboration, *Measurement of the CP-violating phase  $\phi_s$  in the  $B_s^0 \rightarrow J/\psi \phi(1020) \rightarrow \mu^+ \mu^- K^+ K^-$  channel in proton-proton collisions at  $\sqrt{s} = 13$  TeV*, [Phys. Lett. B \*\*816\*\* \(2021\) 136188](#), arXiv: [2007.02434 \[hep-ex\]](#).
- [252] LHCb Collaboration, *Updated measurement of time-dependent CP-violating observables in  $B_s^0 \rightarrow J/\psi K^+ K^-$  decays*, [Eur. Phys. J. C \*\*79\*\* \(2019\) 706](#), arXiv: [1906.08356 \[hep-ex\]](#).
- [253] LHCb Collaboration, *First study of the CP-violating phase and decay-width difference in  $B_s^0 \rightarrow \psi(2S) \phi$  decays*, [Phys. Lett. B \*\*762\*\* \(2016\) 253](#), arXiv: [1608.04855 \[hep-ex\]](#).
- [254] LHCb Collaboration, *Measurement of the CP-Violating Phase  $\phi_s$  in  $\bar{B}_s^0 \rightarrow D_s^+ D_s^-$  decays*, [Phys. Rev. Lett. \*\*113\*\* \(2014\) 211801](#), arXiv: [1409.4619 \[hep-ex\]](#).
- [255] LHCb Collaboration, *Measurement of the CP-violating phase  $\phi_s$  in  $\bar{B}_s^0 \rightarrow J/\psi \pi^+ \pi^-$  decays*, [Phys. Lett. B \*\*736\*\* \(2014\) 186](#), arXiv: [1405.4140 \[hep-ex\]](#).

- [256] LHCb Collaboration,  
*Measurement of the CP-violating phase  $\phi_s$  from  $B_s^0 \rightarrow J/\psi \pi^+ \pi^-$  decays in 13 TeV pp collisions*,  
*Phys. Lett. B* **797** (2019) 134789, arXiv: [1903.05530 \[hep-ex\]](#).
- [257] Heavy Flavor Averaging Group Collaboration, Y. S. Amhis et al.,  
*Averages of b-hadron, c-hadron, and  $\tau$ -lepton properties as of 2021*,  
*Phys. Rev. D* **107** (2023) 052008, arXiv: [2206.07501 \[hep-ex\]](#).
- [258] CDF Collaboration,  
*Measurement of the Bottom-Strange Meson Mixing Phase in the Full CDF Data Set*,  
*Phys. Rev. Lett.* **109** (2012) 171802, arXiv: [1208.2967 \[hep-ex\]](#).
- [259] D0 Collaboration, *Measurement of the CP-violating phase  $\phi_s^{J/\psi \phi}$  using the flavor-tagged decay  $B_s^0 \rightarrow J/\psi \phi$  in 8 fb $^{-1}$  of  $p\bar{p}$  collisions*, *Phys. Rev. D* **85** (2012) 032006, arXiv: [1109.3166 \[hep-ex\]](#).
- [260] J. Charles et al.,  
*Current status of the Standard Model CKM fit and constraints on  $\Delta F = 2$  New Physics*,  
*Phys. Rev. D* **91** (2015) 073007, arXiv: [1501.05013 \[hep-ph\]](#).
- [261] A. Lenz and G. Tetlalmatzi-Xolocotzi,  
*Model-independent bounds on new physics effects in non-leptonic tree-level decays of B-mesons*,  
*JHEP* **07** (2020) 177, arXiv: [1912.07621 \[hep-ph\]](#).
- [262] A. Dainese et al., eds., *Report on the Physics at the HL-LHC, and Perspectives for the HE-LHC*,  
vol. 7/2019, CERN Yellow Reports: Monographs, Geneva, Switzerland: CERN, 2019,  
ISBN: 978-92-9083-549-3.
- [263] C. Bobeth et al.,  *$B_{s,d} \rightarrow \ell^+ \ell^-$  in the Standard Model with Reduced Theoretical Uncertainty*,  
*Phys. Rev. Lett.* **112** (2014) 101801, arXiv: [1311.0903 \[hep-ph\]](#).
- [264] C.-S. Huang, W. Liao, and Q.-S. Yan, *Promising process to distinguish supersymmetric models with large  $\tan \beta$  from the standard model:  $B \rightarrow X_s \mu^+ \mu^-$* , *Phys. Rev. D* **59** (1998) 011701, arXiv: [hep-ph/9803460 \[hep-ph\]](#).
- [265] C. Hamzaoui, M. Pospelov and M. Toharia,  
*Higgs-boson-mediated FCNC in supersymmetric models with large  $\tan \beta$* ,  
*Phys. Rev. D* **59** (1999) 095005, arXiv: [hep-ph/9807350 \[hep-ph\]](#).
- [266] S. Rai Choudhury and N. Gaur, *Dileptonic decay of  $B_s$  meson in SUSY models with large  $\tan \beta$* ,  
*Phys. Lett. B* **451** (1999) 86, arXiv: [hep-ph/9810307 \[hep-ph\]](#).
- [267] K. S. Babu and C. Kolda, *Higgs-Mediated  $B^0 \rightarrow \mu^+ \mu^-$  in Minimal Supersymmetry*,  
*Phys. Rev. Lett.* **84** (2000) 228, arXiv: [hep-ph/9909476 \[hep-ph\]](#).
- [268] S. Rai Choudhury, A. S. Cornell, N. Gaur and G. C. Joshi,  
*Signatures of new physics in dileptonic B-decays*, *Int. J. Mod. Phys. A* **21** (2006) 2617, arXiv: [hep-ph/0504193 \[hep-ph\]](#).
- [269] G. D'Ambrosio, G. F. Giudice, G. Isidori and A. Strumia,  
*Minimal flavour violation: an effective field theory approach*, *Nucl. Phys. B* **645** (2002) 155, arXiv: [hep-ph/0207036 \[hep-ph\]](#).
- [270] A. J. Buras, *Relations between  $\Delta M_{s,d}$  and  $B_{s,d} \rightarrow \mu^+ \mu^-$  in models with minimal flavour violation*,  
*Phys. Lett. B* **566** (2003) 115, arXiv: [hep-ph/0303060 \[hep-ph\]](#).

- [271] S. Davidson and S. Descotes-Genon, "Minimal Flavour Violation" for Leptoquarks, *JHEP* **11** (2010) 073, arXiv: [1009.1998 \[hep-ph\]](#).
- [272] D. Guadagnoli and G. Isidori,  $B(B_s \rightarrow \mu^+ \mu^-)$  as an electroweak precision test, *Phys. Lett. B* **724** (2013) 63, arXiv: [1302.3909 \[hep-ph\]](#).
- [273] LHCb Collaboration, Analysis of Neutral B-Meson Decays into Two Muons, *Phys. Rev. Lett.* **128** (2022) 041801, arXiv: [2108.09284 \[hep-ex\]](#).
- [274] CMS Collaboration, Measurement of the  $B_s^0 \rightarrow \mu^+ \mu^-$  decay properties and search for the  $B^0 \rightarrow \mu^+ \mu^-$  decay in proton–proton collisions at  $\sqrt{s} = 13$  TeV, *Phys. Lett. B* **842** (2023) 137955, arXiv: [2212.10311 \[hep-ex\]](#).
- [275] ATLAS Collaboration, Study of the rare decays of  $B_s^0$  and  $B^0$  mesons into muon pairs using data collected during 2015 and 2016 with the ATLAS detector, *JHEP* **04** (2019) 098, arXiv: [1812.03017 \[hep-ex\]](#).
- [276] ATLAS Collaboration, Study of the rare decays of  $B_s^0$  and  $B^0$  into muon pairs from data collected during the LHC Run 1 with the ATLAS detector, *Eur. Phys. J. C* **76** (2016) 513, arXiv: [1604.04263 \[hep-ex\]](#).
- [277] ATLAS, CMS and LHCb Collaborations, Combination of the ATLAS, CMS and LHCb results on the  $B_{(s)}^0 \rightarrow \mu^+ \mu^-$  decays., ATLAS-CONF-2020-049, 2020, URL: <https://cds.cern.ch/record/2727216>.
- [278] M. Beneke, C. Bobeth and R. Szafron, Power-enhanced leading-logarithmic QED corrections to  $B_q \rightarrow \mu^+ \mu^-$ , *JHEP* **10** (2019) 232, arXiv: [1908.07011 \[hep-ph\]](#), Erratum: *JHEP* **11** (2022) 099.
- [279] K. De Bruyn et al., Probing New Physics via the  $B_s^0 \rightarrow \mu^+ \mu^-$  Effective Lifetime, *Phys. Rev. Lett.* **109** (2012) 041801, arXiv: [1204.1737 \[hep-ph\]](#).
- [280] D. M. Straub, New Physics Searches in Flavour Physics, *Nuovo Cim. C* **035N1** (2012) 249, ed. by M. Greco, arXiv: [1107.0266 \[hep-ph\]](#).
- [281] ATLAS Collaboration, Measurement of the  $B_s^0 \rightarrow \mu \mu$  effective lifetime with the ATLAS detector, *JHEP* **09** (2023) 199, arXiv: [2308.01171 \[hep-ex\]](#).
- [282] J. Neyman, Outline of a Theory of Statistical Estimation Based on the Classical Theory of Probability, *Phil. Trans. Roy. Soc. Lond. A* **236** (1937) 333.
- [283] P. Colangelo and F. De Fazio, Using heavy quark spin symmetry in semileptonic  $B_c$  decays, *Phys. Rev. D* **61** (2000) 034012, arXiv: [hep-ph/9909423 \[hep-ph\]](#).
- [284] LHCb Collaboration, Observation of  $B_c^+ \rightarrow J/\psi D_s^+$  and  $B_c^+ \rightarrow J/\psi D_s^{*+}$  decays, *Phys. Rev. D* **87** (2013) 112012, arXiv: [1304.4530 \[hep-ex\]](#).
- [285] ATLAS Collaboration, Study of the  $B_c^+ \rightarrow J/\psi D_s^+$  and  $B_c^+ \rightarrow J/\psi D_s^{*+}$  decays with the ATLAS detector, *Eur. Phys. J. C* **76** (2016) 4, arXiv: [1507.07099 \[hep-ex\]](#).
- [286] ATLAS Collaboration, Study of  $B_c^+ \rightarrow J/\psi D_s^+$  and  $B_c^+ \rightarrow J/\psi D_s^{*+}$  decays in pp collisions at  $\sqrt{s} = 13$  TeV with the ATLAS detector, *JHEP* **08** (2022) 087, arXiv: [2203.01808 \[hep-ex\]](#).
- [287] V. V. Kiselev, Exclusive decays and lifetime of  $B_c$  meson in QCD sum rules, 2002, arXiv: [hep-ph/0211021 \[hep-ph\]](#).



- [288] S. Dubnička, A. Z. Dubničková, A. Issadykov, M. A. Ivanov and A. Liptaj, *Study of  $B_c$  decays into charmonia and  $D$  mesons*, [\*Phys. Rev. D\* \*\*96\*\* \(2017\) 076017](#), arXiv: [1708.09607 \[hep-ph\]](#).
- [289] R. Dhir and R. C. Verma,  *$B_c$  meson form factors and  $B_c \rightarrow PV$  decays involving flavor dependence of transverse quark momentum*, [\*Phys. Rev. D\* \*\*79\*\* \(2009\) 034004](#), arXiv: [0810.4284 \[hep-ph\]](#).
- [290] H.-W. Ke, T. Liu and X.-Q. Li, *Transitions of  $B_c \rightarrow \psi(1S, 2S)$  and the modified harmonic oscillator wave function in the light front quark model*, [\*Phys. Rev. D\* \*\*89\*\* \(2014\) 017501](#), arXiv: [1307.5925 \[hep-ph\]](#).
- [291] Z. Rui and Z.-T. Zou,  *$S$ -wave ground state charmonium decays of  $B_c$  mesons in the perturbative QCD approach*, [\*Phys. Rev. D\* \*\*90\*\* \(2014\) 114030](#), arXiv: [1407.5550 \[hep-ph\]](#).
- [292] S. Kar, P. Dash, M. Priyadarsini, S. Naimuddin and N. Barik, *Nonleptonic  $B_c \rightarrow VV$  decays*, [\*Phys. Rev. D\* \*\*88\*\* \(2013\) 094014](#).
- [293] L. Nayak, P. C. Dash, S. Kar and N. Barik, *Exclusive nonleptonic  $B_c$ -meson decays to  $S$ -wave charmonium states*, [\*Phys. Rev. D\* \*\*105\*\* \(2022\) 053007](#), arXiv: [2202.01167 \[hep-ph\]](#).
- [294] B. Mohammadi, *The branching fraction calculations of  $B_c^+ \rightarrow \psi(2S)\pi^+$ ,  $B_c^+ \rightarrow J/\psi K^+$  and  $B_c^+ \rightarrow J/\psi D_s^+$  decays relative to that of the  $B_c^+ \rightarrow J/\psi\pi^+$  mode*, [\*Int. J. Mod. Phys. A\* \*\*33\*\* \(2018\) 1850044](#), Erratum: [\*Int. J. Mod. Phys. A\* \*\*33\*\* \(2018\) 1892003](#).
- [295] Particle Data Group, P. A. Zyla et al., *Review of Particle Physics*, [PTEP \*\*2020\*\* \(2020\) 083C01](#).
- [296] M. Cacciari, S. Frixione and P. Nason, *The  $p_T$  spectrum in heavy flavor photoproduction*, [\*JHEP\* \*\*03\*\* \(2001\) 006](#), arXiv: [hep-ph/0102134](#).
- [297] M. Cacciari et al., *Theoretical predictions for charm and bottom production at the LHC*, [\*JHEP\* \*\*10\*\* \(2012\) 137](#), arXiv: [1205.6344 \[hep-ph\]](#).
- [298] ATLAS Collaboration, *Measurement of the production cross-section of  $J/\psi$  and  $\psi(2S)$  mesons in  $pp$  collisions at  $\sqrt{s} = 13$  TeV with the ATLAS detector*, [\*Eur. Phys. J. C\* \*\*84\*\* \(2024\) 169](#), arXiv: [2309.17177 \[hep-ex\]](#).
- [299] M. Butenschön and B. A. Kniehl, *Reconciling  $J/\psi$  Production at HERA, RHIC, Tevatron, and LHC with Nonrelativistic QCD Factorization at Next-to-Leading Order*, [\*Phys. Rev. Lett.\* \*\*106\*\* \(2011\) 022003](#), arXiv: [1009.5662 \[hep-ph\]](#).
- [300] M. Butenschön and B. A. Kniehl, *World data of  $J/\psi$  production consolidate nonrelativistic QCD factorization at next-to-leading order*, [\*Phys. Rev. D\* \*\*84\*\* \(2011\) 051501](#), arXiv: [1105.0820 \[hep-ph\]](#).
- [301] M. Butenschön and B. A. Kniehl, *Global analysis of  $\psi(2S)$  inclusive hadroproduction at next-to-leading order in nonrelativistic-QCD factorization*, [\*Phys. Rev. D\* \*\*107\*\* \(2023\) 034003](#), arXiv: [2207.09346 \[hep-ph\]](#).
- [302] A. V. Lipatov, M. A. Malyshev and S. P. Baranov, *Particle Event Generator: A Simple-in-Use System PEGASUS version 1.0*, [\*Eur. Phys. J. C\* \*\*80\*\* \(2020\) 330](#), arXiv: [1912.04204 \[hep-ph\]](#).
- [303] S. P. Baranov and A. V. Lipatov, *Are there any challenges in the charmonia production and polarization at the LHC?*, [\*Phys. Rev. D\* \*\*100\*\* \(2019\) 114021](#), arXiv: [1906.07182 \[hep-ph\]](#).



- [304] V. Cheung and R. Vogt, *Production and polarization of direct  $J/\psi$  to  $O(\alpha_s^3)$  in the improved color evaporation model in collinear factorization*, *Phys. Rev. D* **104** (2021) 094026, arXiv: [2102.09118 \[hep-ph\]](#).
- [305] P. Bolzoni, B. A. Kniehl and G. Kramer, *Inclusive  $J/\psi$  and  $\psi(2S)$  production from  $b$ -hadron decay in  $p\bar{p}$  and  $pp$  collisions*, *Phys. Rev. D* **88** (2013) 074035, arXiv: [1309.3389 \[hep-ph\]](#).
- [306] S. P. Baranov, A. V. Lipatov and M. A. Malyshev, *Associated non-prompt  $J/\psi + \mu$  and  $J/\psi + J/\psi$  production at LHC as a test for TMD gluon density*, *Eur. Phys. J. C* **78** (2018) 820, arXiv: [1808.06233 \[hep-ph\]](#).
- [307] S. L. Olsen, T. Skwarnicki and D. Zieminska, *Nonstandard heavy mesons and baryons: Experimental evidence*, *Rev. Mod. Phys.* **90** (2018) 015003, arXiv: [1708.04012 \[hep-ph\]](#).
- [308] LHCb Collaboration, *Observation of structure in the  $J/\psi$ -pair mass spectrum*, *Sci. Bull.* **65** (2020) 1983, arXiv: [2006.16957 \[hep-ex\]](#).
- [309] ATLAS Collaboration, *Observation of an Excess of Dicharmonium Events in the Four-Muon Final State with the ATLAS Detector*, *Phys. Rev. Lett.* **131** (2023) 151902, arXiv: [2304.08962 \[hep-ex\]](#).
- [310] ATLAS Collaboration, *ATLAS Computing Acknowledgements*, ATL-SOFT-PUB-2023-001, 2023, URL: <https://cds.cern.ch/record/2869272>.

## The ATLAS Collaboration

G. Aad <sup>103</sup>, E. Aakvaag <sup>16</sup>, B. Abbott <sup>121</sup>, S. Abdelhameed <sup>117a</sup>, K. Abeling <sup>55</sup>, N.J. Abicht <sup>49</sup>, S.H. Abidi <sup>29</sup>, M. Aboeela <sup>44</sup>, A. Aboulhorma <sup>35e</sup>, H. Abramowicz <sup>152</sup>, H. Abreu <sup>151</sup>, Y. Abulaiti <sup>118</sup>, B.S. Acharya <sup>69a,69b,k</sup>, A. Ackermann <sup>63a</sup>, C. Adam Bourdarios <sup>4</sup>, L. Adamczyk <sup>86a</sup>, S.V. Addepalli <sup>26</sup>, M.J. Addison <sup>102</sup>, J. Adelman <sup>116</sup>, A. Adiguzel <sup>21c</sup>, T. Adye <sup>135</sup>, A.A. Affolder <sup>137</sup>, Y. Afik <sup>39</sup>, M.N. Agaras <sup>13</sup>, J. Agarwala <sup>73a,73b</sup>, A. Aggarwal <sup>101</sup>, C. Agheorghiesei <sup>27c</sup>, A. Ahmad <sup>36</sup>, F. Ahmadov <sup>38,x</sup>, W.S. Ahmed <sup>105</sup>, S. Ahuja <sup>96</sup>, X. Ai <sup>62e</sup>, G. Aielli <sup>76a,76b</sup>, A. Aikot <sup>164</sup>, M. Ait Tamlihat <sup>35e</sup>, B. Aitbenchikh <sup>35a</sup>, M. Akbiyik <sup>101</sup>, T.P.A. Åkesson <sup>99</sup>, A.V. Akimov <sup>37</sup>, D. Akiyama <sup>169</sup>, N.N. Akolkar <sup>24</sup>, S. Aktas <sup>21a</sup>, K. Al Houry <sup>41</sup>, G.L. Alberghi <sup>23b</sup>, J. Albert <sup>166</sup>, P. Albicocco <sup>53</sup>, G.L. Albouy <sup>60</sup>, S. Alderweireldt <sup>52</sup>, Z.L. Alegria <sup>122</sup>, M. Aleksa <sup>36</sup>, I.N. Aleksandrov <sup>38</sup>, C. Alexa <sup>27b</sup>, T. Alexopoulos <sup>10</sup>, F. Alfonsi <sup>23b</sup>, M. Algren <sup>56</sup>, M. Alhroob <sup>168</sup>, B. Ali <sup>133</sup>, H.M.J. Ali <sup>92</sup>, S. Ali <sup>31</sup>, S.W. Alibocus <sup>93</sup>, M. Aliev <sup>33c</sup>, G. Alimonti <sup>71a</sup>, W. Alkakh <sup>55</sup>, C. Allaire <sup>66</sup>, B.M.M. Allbrooke <sup>147</sup>, J.F. Allen <sup>52</sup>, C.A. Allendes Flores <sup>138f</sup>, P.P. Allport <sup>20</sup>, A. Aloisio <sup>72a,72b</sup>, F. Alonso <sup>91</sup>, C. Alpighiani <sup>139</sup>, Z.M.K. Alsolami <sup>92</sup>, M. Alvarez Estevez <sup>100</sup>, A. Alvarez Fernandez <sup>101</sup>, M. Alves Cardoso <sup>56</sup>, M.G. Alviggi <sup>72a,72b</sup>, M. Aly <sup>102</sup>, Y. Amaral Coutinho <sup>83b</sup>, A. Ambler <sup>105</sup>, C. Amelung <sup>36</sup>, M. Amerl <sup>102</sup>, C.G. Ames <sup>110</sup>, D. Amidei <sup>107</sup>, K.J. Amirie <sup>156</sup>, S.P. Amor Dos Santos <sup>131a</sup>, K.R. Amos <sup>164</sup>, S. An <sup>84</sup>, V. Ananiev <sup>126</sup>, C. Anastopoulos <sup>140</sup>, T. Andeen <sup>11</sup>, J.K. Anders <sup>36</sup>, S.Y. Andrean <sup>47a,47b</sup>, A. Andreazza <sup>71a,71b</sup>, S. Angelidakis <sup>9</sup>, A. Angerami <sup>41,z</sup>, A.V. Anisenkov <sup>37</sup>, A. Annovi <sup>74a</sup>, C. Antel <sup>56</sup>, E. Antipov <sup>146</sup>, M. Antonelli <sup>53</sup>, F. Anulli <sup>75a</sup>, M. Aoki <sup>84</sup>, T. Aoki <sup>154</sup>, M.A. Aparo <sup>147</sup>, L. Aperio Bella <sup>48</sup>, C. Appelt <sup>18</sup>, A. Apyan <sup>26</sup>, S.J. Arbiol Val <sup>87</sup>, C. Arcangeletti <sup>53</sup>, A.T.H. Arce <sup>51</sup>, E. Arena <sup>93</sup>, J-F. Arguin <sup>109</sup>, S. Argyropoulos <sup>54</sup>, J.-H. Arling <sup>48</sup>, O. Arnaez <sup>4</sup>, H. Arnold <sup>146</sup>, G. Artoni <sup>75a,75b</sup>, H. Asada <sup>112</sup>, K. Asai <sup>119</sup>, S. Asai <sup>154</sup>, N.A. Asbah <sup>36</sup>, K. Assamagan <sup>29</sup>, R. Astalos <sup>28a</sup>, K.S.V. Astrand <sup>99</sup>, S. Atashi <sup>160</sup>, R.J. Atkin <sup>33a</sup>, M. Atkinson <sup>163</sup>, H. Atmani <sup>35f</sup>, P.A. Atmasiddha <sup>129</sup>, K. Augsten <sup>133</sup>, S. Auricchio <sup>72a,72b</sup>, A.D. Auriol <sup>20</sup>, V.A. Austrup <sup>102</sup>, G. Avolio <sup>36</sup>, K. Axiotis <sup>56</sup>, G. Azuelos <sup>109,ad</sup>, D. Babal <sup>28b</sup>, H. Bachacou <sup>136</sup>, K. Bachas <sup>153,o</sup>, A. Bachi <sup>34</sup>, F. Backman <sup>47a,47b</sup>, A. Badea <sup>39</sup>, T.M. Baer <sup>107</sup>, P. Bagnaia <sup>75a,75b</sup>, M. Bahmani <sup>18</sup>, D. Bahner <sup>54</sup>, K. Bai <sup>124</sup>, J.T. Baines <sup>135</sup>, L. Baines <sup>95</sup>, O.K. Baker <sup>173</sup>, E. Bakos <sup>15</sup>, D. Bakshi Gupta <sup>8</sup>, V. Balakrishnan <sup>121</sup>, R. Balasubramanian <sup>115</sup>, E.M. Baldin <sup>37</sup>, P. Balek <sup>86a</sup>, E. Ballabene <sup>23b,23a</sup>, F. Balli <sup>136</sup>, L.M. Baltes <sup>63a</sup>, W.K. Balunas <sup>32</sup>, J. Balz <sup>101</sup>, I. Bamwidhi <sup>117b</sup>, E. Banas <sup>87</sup>, M. Bandieramonte <sup>130</sup>, A. Bandyopadhyay <sup>24</sup>, S. Bansal <sup>24</sup>, L. Barak <sup>152</sup>, M. Barakat <sup>48</sup>, E.L. Barberio <sup>106</sup>, D. Barberis <sup>57b,57a</sup>, M. Barbero <sup>103</sup>, M.Z. Barel <sup>115</sup>, K.N. Barends <sup>33a</sup>, T. Barillari <sup>111</sup>, M-S. Barisits <sup>36</sup>, T. Barklow <sup>144</sup>, P. Baron <sup>123</sup>, D.A. Baron Moreno <sup>102</sup>, A. Baroncelli <sup>62a</sup>, G. Barone <sup>29</sup>, A.J. Barr <sup>127</sup>, J.D. Barr <sup>97</sup>, F. Barreiro <sup>100</sup>, J. Barreiro Guimarães da Costa <sup>14a</sup>, U. Barron <sup>152</sup>, M.G. Barros Teixeira <sup>131a</sup>, S. Barsov <sup>37</sup>, F. Bartels <sup>63a</sup>, R. Bartoldus <sup>144</sup>, A.E. Barton <sup>92</sup>, P. Bartos <sup>28a</sup>, A. Basan <sup>101</sup>, M. Baselga <sup>49</sup>, A. Bassalat <sup>66,b</sup>, M.J. Basso <sup>157a</sup>, R. Bate <sup>165</sup>, R.L. Bates <sup>59</sup>, S. Batlamous <sup>100</sup>, B. Batool <sup>142</sup>, M. Battaglia <sup>137</sup>, D. Battulga <sup>18</sup>, M. Bause <sup>75a,75b</sup>, M. Bauer <sup>36</sup>, P. Bauer <sup>24</sup>, L.T. Bazzano Hurrell <sup>30</sup>, J.B. Beacham <sup>51</sup>, T. Beau <sup>128</sup>, J.Y. Beaucamp <sup>91</sup>, P.H. Beauchemin <sup>159</sup>, P. Bechtel <sup>24</sup>, H.P. Beck <sup>19,n</sup>, K. Becker <sup>168</sup>, A.J. Beddall <sup>82</sup>, V.A. Bednyakov <sup>38</sup>, C.P. Bee <sup>146</sup>, L.J. Beemster <sup>15</sup>, T.A. Beermann <sup>36</sup>, M. Begalli <sup>83d</sup>, M. Begel <sup>29</sup>, A. Behera <sup>146</sup>, J.K. Behr <sup>48</sup>, J.F. Beirer <sup>36</sup>, F. Beisiegel <sup>24</sup>, M. Belfkir <sup>117b</sup>, G. Bella <sup>152</sup>, L. Bellagamba <sup>23b</sup>, A. Bellerive <sup>34</sup>, P. Bellos <sup>20</sup>, K. Beloborodov <sup>37</sup>, D. Bencheikroun <sup>35a</sup>, F. Bendebe <sup>35a</sup>, Y. Benhammou <sup>152</sup>,

K.C. Benkendorfer <sup>id61</sup>, L. Beresford <sup>id48</sup>, M. Beretta <sup>id53</sup>, E. Bergeaas Kuutmann <sup>id162</sup>, N. Berger <sup>id4</sup>, B. Bergmann <sup>id133</sup>, J. Beringer <sup>id17a</sup>, G. Bernardi <sup>id5</sup>, C. Bernius <sup>id144</sup>, F.U. Bernlochner <sup>id24</sup>, F. Bernon <sup>id36,103</sup>, A. Berrocal Guardia <sup>id13</sup>, T. Berry <sup>id96</sup>, P. Berta <sup>id134</sup>, A. Berthold <sup>id50</sup>, S. Bethke <sup>id111</sup>, A. Betti <sup>id75a,75b</sup>, A.J. Bevan <sup>id95</sup>, N.K. Bhalla <sup>id54</sup>, S. Bhatta <sup>id146</sup>, D.S. Bhattacharya <sup>id167</sup>, P. Bhattarai <sup>id144</sup>, K.D. Bhide <sup>id54</sup>, V.S. Bhopalkar <sup>id122</sup>, R.M. Bianchi <sup>id130</sup>, G. Bianco <sup>id23b,23a</sup>, O. Biebel <sup>id110</sup>, R. Bielski <sup>id124</sup>, M. Biglietti <sup>id77a</sup>, C.S. Billingsley <sup>id44</sup>, M. Bindi <sup>id55</sup>, A. Bingul <sup>id21b</sup>, C. Bini <sup>id75a,75b</sup>, A. Biondini <sup>id93</sup>, G.A. Bird <sup>id32</sup>, M. Birman <sup>id170</sup>, M. Biros <sup>id134</sup>, S. Biryukov <sup>id147</sup>, T. Bisanz <sup>id49</sup>, E. Bisceglie <sup>id43b,43a</sup>, J.P. Biswal <sup>id135</sup>, D. Biswas <sup>id142</sup>, I. Bloch <sup>id48</sup>, A. Blue <sup>id59</sup>, U. Blumenschein <sup>id95</sup>, J. Blumenthal <sup>id101</sup>, V.S. Bobrovnikov <sup>id37</sup>, M. Boehler <sup>id54</sup>, B. Boehm <sup>id167</sup>, D. Bogavac <sup>id36</sup>, A.G. Bogdanchikov <sup>id37</sup>, C. Bohm <sup>id47a</sup>, V. Boisvert <sup>id96</sup>, P. Bokan <sup>id36</sup>, T. Bold <sup>id86a</sup>, M. Bomben <sup>id5</sup>, M. Bona <sup>id95</sup>, M. Boonekamp <sup>id136</sup>, C.D. Booth <sup>id96</sup>, A.G. Borbely <sup>id59</sup>, I.S. Bordulev <sup>id37</sup>, H.M. Borecka-Bielska <sup>id109</sup>, G. Borissov <sup>id92</sup>, D. Bortoletto <sup>id127</sup>, D. Boscherini <sup>id23b</sup>, M. Bosman <sup>id13</sup>, J.D. Bossio Sola <sup>id36</sup>, K. Bouaouda <sup>id35a</sup>, N. Bouchhar <sup>id164</sup>, L. Boudet <sup>id4</sup>, J. Boudreau <sup>id130</sup>, E.V. Bouhova-Thacker <sup>id92</sup>, D. Boumediene <sup>id40</sup>, R. Bouquet <sup>id57b,57a</sup>, A. Boveia <sup>id120</sup>, J. Boyd <sup>id36</sup>, D. Boye <sup>id29</sup>, I.R. Boyko <sup>id38</sup>, L. Bozianu <sup>id56</sup>, J. Bracinik <sup>id20</sup>, N. Brahimi <sup>id4</sup>, G. Brandt <sup>id172</sup>, O. Brandt <sup>id32</sup>, F. Braren <sup>id48</sup>, B. Brau <sup>id104</sup>, J.E. Brau <sup>id124</sup>, R. Brenner <sup>id170</sup>, L. Brenner <sup>id115</sup>, R. Brenner <sup>id162</sup>, S. Bressler <sup>id170</sup>, D. Britton <sup>id59</sup>, D. Britzger <sup>id111</sup>, I. Brock <sup>id24</sup>, G. Brooijmans <sup>id41</sup>, E. Brost <sup>id29</sup>, L.M. Brown <sup>id166</sup>, L.E. Bruce <sup>id61</sup>, T.L. Bruckler <sup>id127</sup>, P.A. Bruckman de Renstrom <sup>id87</sup>, B. Brüers <sup>id48</sup>, A. Bruni <sup>id23b</sup>, G. Bruni <sup>id23b</sup>, M. Bruschi <sup>id23b</sup>, N. Bruscino <sup>id75a,75b</sup>, T. Buanes <sup>id16</sup>, Q. Buat <sup>id139</sup>, D. Buchin <sup>id111</sup>, A.G. Buckley <sup>id59</sup>, O. Bulekov <sup>id37</sup>, B.A. Bullard <sup>id144</sup>, S. Burdin <sup>id93</sup>, C.D. Burgard <sup>id49</sup>, A.M. Burger <sup>id36</sup>, B. Burghgrave <sup>id8</sup>, O. Burlayenko <sup>id54</sup>, J.T.P. Burr <sup>id32</sup>, J.C. Burzynski <sup>id143</sup>, E.L. Busch <sup>id41</sup>, V. Büscher <sup>id101</sup>, P.J. Bussey <sup>id59</sup>, J.M. Butler <sup>id25</sup>, C.M. Buttar <sup>id59</sup>, J.M. Butterworth <sup>id97</sup>, W. Buttinger <sup>id135</sup>, C.J. Buxo Vazquez <sup>id108</sup>, A.R. Buzykaev <sup>id37</sup>, S. Cabrera Urbán <sup>id164</sup>, L. Cadamuro <sup>id66</sup>, D. Caforio <sup>id58</sup>, H. Cai <sup>id130</sup>, Y. Cai <sup>id14a,14e</sup>, Y. Cai <sup>id14c</sup>, V.M.M. Cairo <sup>id36</sup>, O. Cakir <sup>id3a</sup>, N. Calace <sup>id36</sup>, P. Calafiura <sup>id17a</sup>, G. Calderini <sup>id128</sup>, P. Calfayan <sup>id68</sup>, G. Callea <sup>id59</sup>, L.P. Caloba <sup>id83b</sup>, D. Calvet <sup>id40</sup>, S. Calvet <sup>id40</sup>, M. Calvetti <sup>id74a,74b</sup>, R. Camacho Toro <sup>id128</sup>, S. Camarda <sup>id36</sup>, D. Camarero Munoz <sup>id26</sup>, P. Camarri <sup>id76a,76b</sup>, M.T. Camerlingo <sup>id72a,72b</sup>, D. Cameron <sup>id36</sup>, C. Camincher <sup>id166</sup>, M. Campanelli <sup>id97</sup>, A. Camplani <sup>id42</sup>, V. Canale <sup>id72a,72b</sup>, A.C. Canbay <sup>id3a</sup>, E. Canonero <sup>id96</sup>, J. Cantero <sup>id164</sup>, Y. Cao <sup>id163</sup>, F. Capocasa <sup>id26</sup>, M. Capua <sup>id43b,43a</sup>, A. Carbone <sup>id71a,71b</sup>, R. Cardarelli <sup>id76a</sup>, J.C.J. Cardenas <sup>id8</sup>, G. Carducci <sup>id43b,43a</sup>, T. Carli <sup>id36</sup>, G. Carlino <sup>id72a</sup>, J.I. Carlotto <sup>id13</sup>, B.T. Carlson <sup>id130,p</sup>, E.M. Carlson <sup>id166,157a</sup>, J. Carmignani <sup>id93</sup>, L. Carminati <sup>id71a,71b</sup>, A. Carnelli <sup>id136</sup>, M. Carnesale <sup>id75a,75b</sup>, S. Caron <sup>id114</sup>, E. Carquin <sup>id138f</sup>, S. Carrá <sup>id71a</sup>, G. Carratta <sup>id23b,23a</sup>, A.M. Carroll <sup>id124</sup>, T.M. Carter <sup>id52</sup>, M.P. Casado <sup>id13,h</sup>, M. Caspar <sup>id48</sup>, F.L. Castillo <sup>id4</sup>, L. Castillo Garcia <sup>id13</sup>, V. Castillo Gimenez <sup>id164</sup>, N.F. Castro <sup>id131a,131e</sup>, A. Catinaccio <sup>id36</sup>, J.R. Catmore <sup>id126</sup>, T. Cavaliere <sup>id4</sup>, V. Cavaliere <sup>id29</sup>, N. Cavalli <sup>id23b,23a</sup>, Y.C. Cekmecelioglu <sup>id48</sup>, E. Celebi <sup>id21a</sup>, S. Cella <sup>id36</sup>, F. Celli <sup>id127</sup>, M.S. Centonze <sup>id70a,70b</sup>, V. Cepaitis <sup>id56</sup>, K. Cerny <sup>id123</sup>, A.S. Cerqueira <sup>id83a</sup>, A. Cerri <sup>id147</sup>, L. Cerrito <sup>id76a,76b</sup>, F. Cerutti <sup>id17a</sup>, B. Cervato <sup>id142</sup>, A. Cervelli <sup>id23b</sup>, G. Cesarini <sup>id53</sup>, S.A. Cetin <sup>id82</sup>, D. Chakraborty <sup>id116</sup>, J. Chan <sup>id17a</sup>, W.Y. Chan <sup>id154</sup>, J.D. Chapman <sup>id32</sup>, E. Chapon <sup>id136</sup>, B. Chargeishvili <sup>id150b</sup>, D.G. Charlton <sup>id20</sup>, M. Chatterjee <sup>id19</sup>, C. Chauhan <sup>id134</sup>, Y. Che <sup>id14c</sup>, S. Chekanov <sup>id6</sup>, S.V. Chekulaev <sup>id157a</sup>, G.A. Chelkov <sup>id38,a</sup>, A. Chen <sup>id107</sup>, B. Chen <sup>id152</sup>, B. Chen <sup>id166</sup>, H. Chen <sup>id14c</sup>, H. Chen <sup>id29</sup>, J. Chen <sup>id62c</sup>, J. Chen <sup>id143</sup>, M. Chen <sup>id127</sup>, S. Chen <sup>id154</sup>, S.J. Chen <sup>id14c</sup>, X. Chen <sup>id62c,136</sup>, X. Chen <sup>id14b,ac</sup>, Y. Chen <sup>id62a</sup>, C.L. Cheng <sup>id171</sup>, H.C. Cheng <sup>id64a</sup>, S. Cheong <sup>id144</sup>, A. Cheplakov <sup>id38</sup>, E. Cheremushkina <sup>id48</sup>, E. Cherepanova <sup>id115</sup>, R. Cherkaoui El Moursli <sup>id35e</sup>, E. Cheu <sup>id7</sup>, K. Cheung <sup>id65</sup>, L. Chevalier <sup>id136</sup>, V. Chiarella <sup>id53</sup>, G. Chiarelli <sup>id74a</sup>, N. Chiedde <sup>id103</sup>, G. Chiodini <sup>id70a</sup>, A.S. Chisholm <sup>id20</sup>, A. Chitan <sup>id27b</sup>, M. Chitishvili <sup>id164</sup>, M.V. Chizhov <sup>id38</sup>, K. Choi <sup>id11</sup>, Y. Chou <sup>id139</sup>, E.Y.S. Chow <sup>id114</sup>, K.L. Chu <sup>id170</sup>, M.C. Chu <sup>id64a</sup>, X. Chu <sup>id14a,14e</sup>,

J. Chudoba <sup>132</sup>, J.J. Chwastowski <sup>87</sup>, D. Cieri <sup>111</sup>, K.M. Ciesla <sup>86a</sup>, V. Cindro <sup>94</sup>, A. Ciocio <sup>17a</sup>, F. Cirotto <sup>72a,72b</sup>, Z.H. Citron <sup>170</sup>, M. Citterio <sup>71a</sup>, D.A. Ciubotaru <sup>27b</sup>, A. Clark <sup>56</sup>, P.J. Clark <sup>52</sup>, N. Clarke Hall <sup>97</sup>, C. Clarry <sup>156</sup>, J.M. Clavijo Columbie <sup>48</sup>, S.E. Clawson <sup>48</sup>, C. Clement <sup>47a,47b</sup>, J. Clercx <sup>48</sup>, Y. Coadou <sup>103</sup>, M. Cobal <sup>69a,69c</sup>, A. Coccaro <sup>57b</sup>, R.F. Coelho Barrue <sup>131a</sup>, R. Coelho Lopes De Sa <sup>104</sup>, S. Coelli <sup>71a</sup>, B. Cole <sup>41</sup>, J. Collot <sup>60</sup>, P. Conde Muiño <sup>131a,131g</sup>, M.P. Connell <sup>33c</sup>, S.H. Connell <sup>33c</sup>, E.I. Conroy <sup>127</sup>, F. Conventi <sup>72a,ae</sup>, H.G. Cooke <sup>20</sup>, A.M. Cooper-Sarkar <sup>127</sup>, F.A. Corchia <sup>23b,23a</sup>, A. Cordeiro Oudot Choi <sup>128</sup>, L.D. Corpe <sup>40</sup>, M. Corradi <sup>75a,75b</sup>, F. Corriveau <sup>105,v</sup>, A. Cortes-Gonzalez <sup>18</sup>, M.J. Costa <sup>164</sup>, F. Costanza <sup>4</sup>, D. Costanzo <sup>140</sup>, B.M. Cote <sup>120</sup>, J. Couthures <sup>4</sup>, G. Cowan <sup>96</sup>, K. Cranmer <sup>171</sup>, D. Cremonini <sup>23b,23a</sup>, S. Crépé-Renaudin <sup>60</sup>, F. Crescioli <sup>128</sup>, M. Cristinziani <sup>142</sup>, M. Cristoforetti <sup>78a,78b</sup>, V. Croft <sup>115</sup>, J.E. Crosby <sup>122</sup>, G. Crosetti <sup>43b,43a</sup>, A. Cueto <sup>100</sup>, Z. Cui <sup>7</sup>, W.R. Cunningham <sup>59</sup>, F. Curcio <sup>164</sup>, J.R. Curran <sup>52</sup>, P. Czodrowski <sup>36</sup>, M.M. Czurylo <sup>36</sup>, M.J. Da Cunha Sargedadas De Sousa <sup>57b,57a</sup>, J.V. Da Fonseca Pinto <sup>83b</sup>, C. Da Via <sup>102</sup>, W. Dabrowski <sup>86a</sup>, T. Dado <sup>49</sup>, S. Dahbi <sup>149</sup>, T. Dai <sup>107</sup>, D. Dal Santo <sup>19</sup>, C. Dallapiccola <sup>104</sup>, M. Dam <sup>42</sup>, G. D'amen <sup>29</sup>, V. D'Amico <sup>110</sup>, J. Damp <sup>101</sup>, J.R. Dandoy <sup>34</sup>, D. Dannheim <sup>36</sup>, M. Danninger <sup>143</sup>, V. Dao <sup>146</sup>, G. Darbo <sup>57b</sup>, S.J. Das <sup>29,af</sup>, F. Dattola <sup>48</sup>, S. D'Auria <sup>71a,71b</sup>, A. D'avanzo <sup>72a,72b</sup>, C. David <sup>33a</sup>, T. Davidek <sup>134</sup>, I. Dawson <sup>95</sup>, H.A. Day-hall <sup>133</sup>, K. De <sup>8</sup>, R. De Asmundis <sup>72a</sup>, N. De Biase <sup>48</sup>, S. De Castro <sup>23b,23a</sup>, N. De Groot <sup>114</sup>, P. de Jong <sup>115</sup>, H. De la Torre <sup>116</sup>, A. De Maria <sup>14c</sup>, A. De Salvo <sup>75a</sup>, U. De Sanctis <sup>76a,76b</sup>, F. De Santis <sup>70a,70b</sup>, A. De Santo <sup>147</sup>, J.B. De Vivie De Regie <sup>60</sup>, D.V. Dedovich <sup>38</sup>, J. Degens <sup>93</sup>, A.M. Deiana <sup>44</sup>, F. Del Corso <sup>23b,23a</sup>, J. Del Peso <sup>100</sup>, F. Del Rio <sup>63a</sup>, L. Delagrangé <sup>128</sup>, F. Deliot <sup>136</sup>, C.M. Delitzsch <sup>49</sup>, M. Della Pietra <sup>72a,72b</sup>, D. Della Volpe <sup>56</sup>, A. Dell'Acqua <sup>36</sup>, L. Dell'Asta <sup>71a,71b</sup>, M. Delmastro <sup>4</sup>, P.A. Delsart <sup>60</sup>, S. Demers <sup>173</sup>, M. Demichev <sup>38</sup>, S.P. Denisov <sup>37</sup>, L. D'Eramo <sup>40</sup>, D. Derendarz <sup>87</sup>, F. Derue <sup>128</sup>, P. Dervan <sup>93</sup>, K. Desch <sup>24</sup>, C. Deutsch <sup>24</sup>, F.A. Di Bello <sup>57b,57a</sup>, A. Di Ciaccio <sup>76a,76b</sup>, L. Di Ciaccio <sup>4</sup>, A. Di Domenico <sup>75a,75b</sup>, C. Di Donato <sup>72a,72b</sup>, A. Di Girolamo <sup>36</sup>, G. Di Gregorio <sup>36</sup>, A. Di Luca <sup>78a,78b</sup>, B. Di Micco <sup>77a,77b</sup>, R. Di Nardo <sup>77a,77b</sup>, K.F. Di Petrillo <sup>39</sup>, M. Diamantopoulou <sup>34</sup>, F.A. Dias <sup>115</sup>, T. Dias Do Vale <sup>143</sup>, M.A. Diaz <sup>138a,138b</sup>, F.G. Diaz Capriles <sup>24</sup>, M. Didenko <sup>164</sup>, E.B. Diehl <sup>107</sup>, S. Díez Cornell <sup>48</sup>, C. Díez Pardos <sup>142</sup>, C. Dimitriadi <sup>162,24</sup>, A. Dimitrievska <sup>20</sup>, J. Dingfelder <sup>24</sup>, I-M. Dinu <sup>27b</sup>, S.J. Dittmeier <sup>63b</sup>, F. Dittus <sup>36</sup>, M. Divisek <sup>134</sup>, F. Djama <sup>103</sup>, T. Djobava <sup>150b</sup>, C. Doglioni <sup>102,99</sup>, A. Dohnalova <sup>28a</sup>, J. Dolejsi <sup>134</sup>, Z. Dolezal <sup>134</sup>, K. Domijan <sup>86a</sup>, K.M. Dona <sup>39</sup>, M. Donadelli <sup>83d</sup>, B. Dong <sup>108</sup>, J. Donini <sup>40</sup>, A. D'Onofrio <sup>72a,72b</sup>, M. D'Onofrio <sup>93</sup>, J. Dopke <sup>135</sup>, A. Doria <sup>72a</sup>, N. Dos Santos Fernandes <sup>131a</sup>, P. Dougan <sup>102</sup>, M.T. Dova <sup>91</sup>, A.T. Doyle <sup>59</sup>, M.A. Dragnet <sup>127</sup>, E. Dreyer <sup>170</sup>, I. Drivas-koulouris <sup>10</sup>, M. Drnević <sup>118</sup>, M. Drozdova <sup>56</sup>, D. Du <sup>62a</sup>, T.A. du Pree <sup>115</sup>, F. Dubinin <sup>37</sup>, M. Dubovsky <sup>28a</sup>, E. Duchovni <sup>170</sup>, G. Duckeck <sup>110</sup>, O.A. Ducu <sup>27b</sup>, D. Duda <sup>52</sup>, A. Dudarev <sup>36</sup>, E.R. Duden <sup>26</sup>, M. D'uffizi <sup>102</sup>, L. Duflo <sup>66</sup>, M. Dührssen <sup>36</sup>, I. Duminica <sup>27g</sup>, A.E. Dumitriu <sup>27b</sup>, M. Dunford <sup>63a</sup>, S. Dungs <sup>49</sup>, K. Dunne <sup>47a,47b</sup>, A. Duperrin <sup>103</sup>, H. Duran Yildiz <sup>3a</sup>, M. Düren <sup>58</sup>, A. Durglishvili <sup>150b</sup>, B.L. Dwyer <sup>116</sup>, G.I. Dyckes <sup>17a</sup>, M. Dyndal <sup>86a</sup>, B.S. Dziedzic <sup>36</sup>, Z.O. Earnshaw <sup>147</sup>, G.H. Eberwein <sup>127</sup>, B. Eckerova <sup>28a</sup>, S. Eggebrecht <sup>55</sup>, E. Egidio Purcino De Souza <sup>128</sup>, L.F. Ehrke <sup>56</sup>, G. Eigen <sup>16</sup>, K. Einsweiler <sup>17a</sup>, T. Ekelof <sup>162</sup>, P.A. Ekman <sup>99</sup>, S. El Farkh <sup>35b</sup>, Y. El Ghazali <sup>35b</sup>, H. El Jarrari <sup>36</sup>, A. El Moussaouy <sup>35a</sup>, V. Ellajosyula <sup>162</sup>, M. Ellert <sup>162</sup>, F. Ellinghaus <sup>172</sup>, N. Ellis <sup>36</sup>, J. Elmsheuser <sup>29</sup>, M. Elsayy <sup>117a</sup>, M. Elsing <sup>36</sup>, D. Emelianov <sup>135</sup>, Y. Enari <sup>154</sup>, I. Ene <sup>17a</sup>, S. Epari <sup>13</sup>, P.A. Erland <sup>87</sup>, D. Ernani Martins Neto <sup>87</sup>, M. Errenst <sup>172</sup>, M. Escalier <sup>66</sup>, C. Escobar <sup>164</sup>, E. Etzion <sup>152</sup>, G. Evans <sup>131a</sup>, H. Evans <sup>68</sup>, L.S. Evans <sup>96</sup>, A. Ezhilov <sup>37</sup>, S. Ezzarqtouni <sup>35a</sup>, F. Fabbri <sup>23b,23a</sup>,



L. Fabbri <sup>23b,23a</sup>, G. Facini <sup>97</sup>, V. Fadeyev <sup>137</sup>, R.M. Fakhrutdinov <sup>37</sup>, D. Fakoudis <sup>101</sup>,  
 S. Falciano <sup>75a</sup>, L.F. Falda Ulhoa Coelho <sup>36</sup>, F. Fallavollita <sup>111</sup>, G. Falsetti <sup>43b,43a</sup>, J. Faltova <sup>134</sup>,  
 C. Fan <sup>163</sup>, Y. Fan <sup>14a</sup>, Y. Fang <sup>14a,14e</sup>, M. Fanti <sup>71a,71b</sup>, M. Faraj <sup>69a,69b</sup>, Z. Farazpay <sup>98</sup>,  
 A. Farbin <sup>8</sup>, A. Farilla <sup>77a</sup>, T. Farooque <sup>108</sup>, S.M. Farrington <sup>52</sup>, F. Fassi <sup>35e</sup>, D. Fassouliotis <sup>9</sup>,  
 M. Faucci Giannelli <sup>76a,76b</sup>, W.J. Fawcett <sup>32</sup>, L. Fayard <sup>66</sup>, P. Federic <sup>134</sup>, P. Federicova <sup>132</sup>,  
 O.L. Fedin <sup>37,a</sup>, M. Feickert <sup>171</sup>, L. Feligioni <sup>103</sup>, D.E. Fellers <sup>124</sup>, C. Feng <sup>62b</sup>, M. Feng <sup>14b</sup>,  
 Z. Feng <sup>115</sup>, M.J. Fenton <sup>160</sup>, L. Ferencz <sup>48</sup>, R.A.M. Ferguson <sup>92</sup>, S.I. Fernandez Luengo <sup>138f</sup>,  
 P. Fernandez Martinez <sup>13</sup>, M.J.V. Fernoux <sup>103</sup>, J. Ferrando <sup>92</sup>, A. Ferrari <sup>162</sup>, P. Ferrari <sup>115,114</sup>,  
 R. Ferrari <sup>73a</sup>, D. Ferrere <sup>56</sup>, C. Ferretti <sup>107</sup>, D. Fiacco <sup>75a,75b</sup>, F. Fiedler <sup>101</sup>, P. Fiedler <sup>133</sup>,  
 A. Filipčič <sup>94</sup>, E.K. Filmer <sup>1</sup>, F. Filthaut <sup>114</sup>, M.C.N. Fiolhais <sup>131a,131c,c</sup>, L. Fiorini <sup>164</sup>,  
 W.C. Fisher <sup>108</sup>, T. Fitschen <sup>102</sup>, P.M. Fitzhugh <sup>136</sup>, I. Fleck <sup>142</sup>, P. Fleischmann <sup>107</sup>, T. Flick <sup>172</sup>,  
 M. Flores <sup>33d,aa</sup>, L.R. Flores Castillo <sup>64a</sup>, L. Flores Sanz De Acedo <sup>36</sup>, F.M. Follega <sup>78a,78b</sup>,  
 N. Fomin <sup>16</sup>, J.H. Foo <sup>156</sup>, A. Formica <sup>136</sup>, A.C. Forti <sup>102</sup>, E. Fortin <sup>36</sup>, A.W. Fortman <sup>17a</sup>,  
 M.G. Foti <sup>17a</sup>, L. Fountas <sup>9,i</sup>, D. Fournier <sup>66</sup>, H. Fox <sup>92</sup>, P. Francavilla <sup>74a,74b</sup>, S. Francescato <sup>61</sup>,  
 S. Franchellucci <sup>56</sup>, M. Franchini <sup>23b,23a</sup>, S. Franchino <sup>63a</sup>, D. Francis <sup>36</sup>, L. Franco <sup>114</sup>,  
 V. Franco Lima <sup>36</sup>, L. Franconi <sup>48</sup>, M. Franklin <sup>61</sup>, G. Frattari <sup>26</sup>, Y.Y. Frid <sup>152</sup>, J. Friend <sup>59</sup>,  
 N. Fritzsche <sup>50</sup>, A. Froch <sup>54</sup>, D. Froidevaux <sup>36</sup>, J.A. Frost <sup>127</sup>, Y. Fu <sup>62a</sup>,  
 S. Fuenzalida Garrido <sup>138f</sup>, M. Fujimoto <sup>103</sup>, K.Y. Fung <sup>64a</sup>, E. Furtado De Simas Filho <sup>83e</sup>,  
 M. Furukawa <sup>154</sup>, J. Fuster <sup>164</sup>, A. Gaa <sup>55</sup>, A. Gabrielli <sup>23b,23a</sup>, A. Gabrielli <sup>156</sup>, P. Gadow <sup>36</sup>,  
 G. Gagliardi <sup>57b,57a</sup>, L.G. Gagnon <sup>17a</sup>, S. Gaid <sup>161</sup>, S. Galantzan <sup>152</sup>, E.J. Gallas <sup>127</sup>,  
 B.J. Gallop <sup>135</sup>, K.K. Gan <sup>120</sup>, S. Ganguly <sup>154</sup>, Y. Gao <sup>52</sup>, F.M. Garay Walls <sup>138a,138b</sup>, B. Garcia <sup>29</sup>,  
 C. García <sup>164</sup>, A. Garcia Alonso <sup>115</sup>, A.G. Garcia Caffaro <sup>173</sup>, J.E. García Navarro <sup>164</sup>,  
 M. Garcia-Sciveres <sup>17a</sup>, G.L. Gardner <sup>129</sup>, R.W. Gardner <sup>39</sup>, N. Garelli <sup>159</sup>, D. Garg <sup>80</sup>,  
 R.B. Garg <sup>144</sup>, J.M. Gargan <sup>52</sup>, C.A. Garner <sup>156</sup>, C.M. Garvey <sup>33a</sup>, V.K. Gassmann <sup>159</sup>, G. Gaudio <sup>73a</sup>,  
 V. Gautam <sup>13</sup>, P. Gauzzi <sup>75a,75b</sup>, I.L. Gavrilenko <sup>37</sup>, A. Gavrilyuk <sup>37</sup>, C. Gay <sup>165</sup>, G. Gaycken <sup>48</sup>,  
 E.N. Gazis <sup>10</sup>, A.A. Geanta <sup>27b</sup>, C.M. Gee <sup>137</sup>, A. Gekow <sup>120</sup>, C. Gemme <sup>57b</sup>, M.H. Genest <sup>60</sup>,  
 A.D. Gentry <sup>113</sup>, S. George <sup>96</sup>, W.F. George <sup>20</sup>, T. Geralis <sup>46</sup>, P. Gessinger-Befurt <sup>36</sup>,  
 M.E. Geyik <sup>172</sup>, M. Ghani <sup>168</sup>, K. Ghorbanian <sup>95</sup>, A. Ghosal <sup>142</sup>, A. Ghosh <sup>160</sup>, A. Ghosh <sup>7</sup>,  
 B. Giacobbe <sup>23b</sup>, S. Giagu <sup>75a,75b</sup>, T. Giani <sup>115</sup>, P. Giannetti <sup>74a</sup>, A. Giannini <sup>62a</sup>, S.M. Gibson <sup>96</sup>,  
 M. Gignac <sup>137</sup>, D.T. Gil <sup>86b</sup>, A.K. Gilbert <sup>86a</sup>, B.J. Gilbert <sup>41</sup>, D. Gillberg <sup>34</sup>, G. Gilles <sup>115</sup>,  
 L. Ginabat <sup>128</sup>, D.M. Gingrich <sup>2,ad</sup>, M.P. Giordani <sup>69a,69c</sup>, P.F. Giraud <sup>136</sup>, G. Giugliarelli <sup>69a,69c</sup>,  
 D. Giugni <sup>71a</sup>, F. Giuli <sup>36</sup>, I. Gkialas <sup>9,i</sup>, L.K. Gladilin <sup>37</sup>, C. Glasman <sup>100</sup>, G.R. Gledhill <sup>124</sup>,  
 G. Glemža <sup>48</sup>, M. Glisic <sup>124</sup>, I. Gnesi <sup>43b,e</sup>, Y. Go <sup>29</sup>, M. Goblrirsch-Kolb <sup>36</sup>, B. Gocke <sup>49</sup>,  
 D. Godin <sup>109</sup>, B. Gokturk <sup>21a</sup>, S. Goldfarb <sup>106</sup>, T. Golling <sup>56</sup>, M.G.D. Gololo <sup>33g</sup>, D. Golubkov <sup>37</sup>,  
 J.P. Gombas <sup>108</sup>, A. Gomes <sup>131a,131b</sup>, G. Gomes Da Silva <sup>142</sup>, A.J. Gomez Delegido <sup>164</sup>,  
 R. Gonçalves <sup>131a</sup>, L. Gonella <sup>20</sup>, A. Gongadze <sup>150c</sup>, F. Gonnella <sup>20</sup>, J.L. Gonski <sup>144</sup>,  
 R.Y. González Andana <sup>52</sup>, S. González de la Hoz <sup>164</sup>, R. Gonzalez Lopez <sup>93</sup>,  
 C. Gonzalez Renteria <sup>17a</sup>, M.V. Gonzalez Rodrigues <sup>48</sup>, R. Gonzalez Suarez <sup>162</sup>,  
 S. Gonzalez-Sevilla <sup>56</sup>, L. Goossens <sup>36</sup>, B. Gorini <sup>36</sup>, E. Gorini <sup>70a,70b</sup>, A. Gorišek <sup>94</sup>,  
 T.C. Gosart <sup>129</sup>, A.T. Goshaw <sup>51</sup>, M.I. Gostkin <sup>38</sup>, S. Goswami <sup>122</sup>, C.A. Gottardo <sup>36</sup>,  
 S.A. Gotz <sup>110</sup>, M. Goughri <sup>35b</sup>, V. Goumarre <sup>48</sup>, A.G. Goussiou <sup>139</sup>, N. Govender <sup>33c</sup>,  
 I. Grabowska-Bold <sup>86a</sup>, K. Graham <sup>34</sup>, E. Gramstad <sup>126</sup>, S. Grancagnolo <sup>70a,70b</sup>, C.M. Grant <sup>1,136</sup>,  
 P.M. Gravila <sup>27f</sup>, F.G. Gravili <sup>70a,70b</sup>, H.M. Gray <sup>17a</sup>, M. Greco <sup>70a,70b</sup>, C. Greife <sup>24</sup>,  
 A.S. Grefsrud <sup>16</sup>, I.M. Gregor <sup>48</sup>, K.T. Greif <sup>160</sup>, P. Grenier <sup>144</sup>, S.G. Grewe <sup>111</sup>, A.A. Grillo <sup>137</sup>,  
 K. Grimm <sup>31</sup>, S. Grinstein <sup>13,r</sup>, J.-F. Grivaz <sup>66</sup>, E. Gross <sup>170</sup>, J. Grosse-Knetter <sup>55</sup>,  
 J.C. Grundy <sup>127</sup>, L. Guan <sup>107</sup>, J.G.R. Guerrero Rojas <sup>164</sup>, G. Guerrieri <sup>69a,69c</sup>, R. Gugel <sup>101</sup>,  
 J.A.M. Guhit <sup>107</sup>, A. Guida <sup>18</sup>, E. Guilloton <sup>168</sup>, S. Guindon <sup>36</sup>, F. Guo <sup>14a,14e</sup>, J. Guo <sup>62c</sup>,

L. Guo <sup>48</sup>, Y. Guo <sup>107</sup>, R. Gupta <sup>130</sup>, S. Gurbuz <sup>24</sup>, S.S. Gurdasani <sup>54</sup>, G. Gustavino <sup>75a,75b</sup>,  
 M. Guth <sup>56</sup>, P. Gutierrez <sup>121</sup>, L.F. Gutierrez Zagazeta <sup>129</sup>, M. Gutsche <sup>50</sup>, C. Gutschow <sup>97</sup>,  
 C. Gwenlan <sup>127</sup>, C.B. Gwilliam <sup>93</sup>, E.S. Haaland <sup>126</sup>, A. Haas <sup>118</sup>, M. Habedank <sup>48</sup>,  
 C. Haber <sup>17a</sup>, H.K. Hadavand <sup>8</sup>, A. Hadeef <sup>50</sup>, S. Hadzic <sup>111</sup>, A.I. Hagan <sup>92</sup>, J.J. Hahn <sup>142</sup>,  
 E.H. Haines <sup>97</sup>, M. Haleem <sup>167</sup>, J. Haley <sup>122</sup>, J.J. Hall <sup>140</sup>, G.D. Hallewell <sup>103</sup>, L. Halser <sup>19</sup>,  
 K. Hamano <sup>166</sup>, M. Hamer <sup>24</sup>, G.N. Hamity <sup>52</sup>, E.J. Hampshire <sup>96</sup>, J. Han <sup>62b</sup>, K. Han <sup>62a</sup>,  
 L. Han <sup>14c</sup>, L. Han <sup>62a</sup>, S. Han <sup>17a</sup>, Y.F. Han <sup>156</sup>, K. Hanagaki <sup>84</sup>, M. Hance <sup>137</sup>,  
 D.A. Hangal <sup>41</sup>, H. Hanif <sup>143</sup>, M.D. Hank <sup>129</sup>, J.B. Hansen <sup>42</sup>, P.H. Hansen <sup>42</sup>, K. Hara <sup>158</sup>,  
 D. Harada <sup>56</sup>, T. Harenberg <sup>172</sup>, S. Harkusha <sup>37</sup>, M.L. Harris <sup>104</sup>, Y.T. Harris <sup>127</sup>, J. Harrison <sup>13</sup>,  
 N.M. Harrison <sup>120</sup>, P.F. Harrison <sup>168</sup>, N.M. Hartman <sup>111</sup>, N.M. Hartmann <sup>110</sup>, R.Z. Hasan <sup>96,135</sup>,  
 Y. Hasegawa <sup>141</sup>, S. Hassan <sup>16</sup>, R. Hauser <sup>108</sup>, C.M. Hawkes <sup>20</sup>, R.J. Hawkings <sup>36</sup>,  
 Y. Hayashi <sup>154</sup>, S. Hayashida <sup>112</sup>, D. Hayden <sup>108</sup>, C. Hayes <sup>107</sup>, R.L. Hayes <sup>115</sup>, C.P. Hays <sup>127</sup>,  
 J.M. Hays <sup>95</sup>, H.S. Hayward <sup>93</sup>, F. He <sup>62a</sup>, M. He <sup>14a,14e</sup>, Y. He <sup>155</sup>, Y. He <sup>48</sup>, Y. He <sup>97</sup>,  
 N.B. Heatley <sup>95</sup>, V. Hedberg <sup>99</sup>, A.L. Heggelund <sup>126</sup>, N.D. Hehir <sup>95,\*</sup>, C. Heidegger <sup>54</sup>,  
 K.K. Heidegger <sup>54</sup>, J. Heilman <sup>34</sup>, S. Heim <sup>48</sup>, T. Heim <sup>17a</sup>, J.G. Heinlein <sup>129</sup>, J.J. Heinrich <sup>124</sup>,  
 L. Heinrich <sup>111,ab</sup>, J. Hejbal <sup>132</sup>, A. Held <sup>171</sup>, S. Hellesund <sup>16</sup>, C.M. Helling <sup>165</sup>,  
 S. Hellman <sup>47a,47b</sup>, R.C.W. Henderson <sup>92</sup>, L. Henkelmann <sup>32</sup>, A.M. Henriques Correia <sup>36</sup>, H. Herde <sup>99</sup>,  
 Y. Hernández Jiménez <sup>146</sup>, L.M. Herrmann <sup>24</sup>, T. Herrmann <sup>50</sup>, G. Herten <sup>54</sup>, R. Hertenberger <sup>110</sup>,  
 L. Hervas <sup>36</sup>, M.E. Hespington <sup>101</sup>, N.P. Hessey <sup>157a</sup>, M. Hidaoui <sup>35b</sup>, N. Hidic <sup>134</sup>, E. Hill <sup>156</sup>,  
 S.J. Hillier <sup>20</sup>, J.R. Hinds <sup>108</sup>, F. Hinterkeuser <sup>24</sup>, M. Hirose <sup>125</sup>, S. Hirose <sup>158</sup>,  
 D. Hirschbuehl <sup>172</sup>, T.G. Hitchings <sup>102</sup>, B. Hiti <sup>94</sup>, J. Hobbs <sup>146</sup>, R. Hobincu <sup>27e</sup>, N. Hod <sup>170</sup>,  
 M.C. Hodgkinson <sup>140</sup>, B.H. Hodgkinson <sup>127</sup>, A. Hoecker <sup>36</sup>, D.D. Hofer <sup>107</sup>, J. Hofer <sup>48</sup>,  
 T. Holm <sup>24</sup>, M. Holzbock <sup>111</sup>, L.B.A.H. Hommels <sup>32</sup>, B.P. Honan <sup>102</sup>, J.J. Hong <sup>68</sup>, J. Hong <sup>62c</sup>,  
 T.M. Hong <sup>130</sup>, B.H. Hooberman <sup>163</sup>, W.H. Hopkins <sup>6</sup>, M.C. Hoppesch <sup>163</sup>, Y. Horii <sup>112</sup>,  
 S. Hou <sup>149</sup>, A.S. Howard <sup>94</sup>, J. Howarth <sup>59</sup>, J. Hoya <sup>6</sup>, M. Hrabovsky <sup>123</sup>, A. Hrynevich <sup>48</sup>,  
 T. Hryn'ova <sup>4</sup>, P.J. Hsu <sup>65</sup>, S.-C. Hsu <sup>139</sup>, T. Hsu <sup>56</sup>, M. Hu <sup>17a</sup>, Q. Hu <sup>62a</sup>, S. Huang <sup>64b</sup>,  
 X. Huang <sup>14a,14e</sup>, Y. Huang <sup>140</sup>, Y. Huang <sup>101</sup>, Y. Huang <sup>14a</sup>, Z. Huang <sup>102</sup>, Z. Hubacek <sup>133</sup>,  
 M. Huebner <sup>24</sup>, F. Huegging <sup>24</sup>, T.B. Huffman <sup>127</sup>, C.A. Hugli <sup>48</sup>, M. Huhtinen <sup>36</sup>,  
 S.K. Huiberts <sup>16</sup>, R. Hulsken <sup>105</sup>, N. Huseynov <sup>12</sup>, J. Huston <sup>108</sup>, J. Huth <sup>61</sup>, R. Hyneman <sup>144</sup>,  
 G. Iacobucci <sup>56</sup>, G. Iakovidis <sup>29</sup>, L. Iconomidou-Fayard <sup>66</sup>, J.P. Iddon <sup>36</sup>, P. Iengo <sup>72a,72b</sup>,  
 R. Iguchi <sup>154</sup>, Y. Iiyama <sup>154</sup>, T. Iizawa <sup>127</sup>, Y. Ikegami <sup>84</sup>, N. Ilic <sup>156</sup>, H. Imam <sup>35a</sup>,  
 M. Ince Lezki <sup>56</sup>, T. Ingebretsen Carlson <sup>47a,47b</sup>, G. Introzzi <sup>73a,73b</sup>, M. Iodice <sup>77a</sup>,  
 V. Ippolito <sup>75a,75b</sup>, R.K. Irwin <sup>93</sup>, M. Ishino <sup>154</sup>, W. Islam <sup>171</sup>, C. Issever <sup>18,48</sup>, S. Istin <sup>21a,ah</sup>,  
 H. Ito <sup>169</sup>, R. Iuppa <sup>78a,78b</sup>, A. Ivina <sup>170</sup>, J.M. Izen <sup>45</sup>, V. Izzo <sup>72a</sup>, P. Jacka <sup>132</sup>, P. Jackson <sup>1</sup>,  
 C.S. Jagfeld <sup>110</sup>, G. Jain <sup>157a</sup>, P. Jain <sup>48</sup>, K. Jakobs <sup>54</sup>, T. Jakoubek <sup>170</sup>, J. Jamieson <sup>59</sup>,  
 M. Javurkova <sup>104</sup>, L. Jeanty <sup>124</sup>, J. Jejelava <sup>150a,y</sup>, P. Jenni <sup>54,f</sup>, C.E. Jessiman <sup>34</sup>, C. Jia <sup>62b</sup>,  
 J. Jia <sup>146</sup>, X. Jia <sup>61</sup>, X. Jia <sup>14a,14e</sup>, Z. Jia <sup>14c</sup>, C. Jiang <sup>52</sup>, S. Jiggins <sup>48</sup>, J. Jimenez Pena <sup>13</sup>,  
 S. Jin <sup>14c</sup>, A. Jinaru <sup>27b</sup>, O. Jinnouchi <sup>155</sup>, P. Johansson <sup>140</sup>, K.A. Johns <sup>7</sup>, J.W. Johnson <sup>137</sup>,  
 D.M. Jones <sup>147</sup>, E. Jones <sup>48</sup>, P. Jones <sup>32</sup>, R.W.L. Jones <sup>92</sup>, T.J. Jones <sup>93</sup>, H.L. Joos <sup>55,36</sup>,  
 R. Joshi <sup>120</sup>, J. Jovicevic <sup>15</sup>, X. Ju <sup>17a</sup>, J.J. Junggeburth <sup>104</sup>, T. Junkermann <sup>63a</sup>,  
 A. Juste Rozas <sup>13,r</sup>, M.K. Juzek <sup>87</sup>, S. Kabana <sup>138e</sup>, A. Kaczmarzka <sup>87</sup>, M. Kado <sup>111</sup>,  
 H. Kagan <sup>120</sup>, M. Kagan <sup>144</sup>, A. Kahn <sup>129</sup>, C. Kahra <sup>101</sup>, T. Kaji <sup>154</sup>, E. Kajomovitz <sup>151</sup>,  
 N. Kakati <sup>170</sup>, I. Kalaitzidou <sup>54</sup>, C.W. Kalderon <sup>29</sup>, N.J. Kang <sup>137</sup>, D. Kar <sup>33g</sup>, K. Karava <sup>127</sup>,  
 M.J. Kareem <sup>157b</sup>, E. Karentzos <sup>54</sup>, O. Karkout <sup>115</sup>, S.N. Karpov <sup>38</sup>, Z.M. Karpova <sup>38</sup>,  
 V. Kartvelishvili <sup>92</sup>, A.N. Karyukhin <sup>37</sup>, E. Kasimi <sup>153</sup>, J. Katzy <sup>48</sup>, S. Kaur <sup>34</sup>, K. Kawade <sup>141</sup>,  
 M.P. Kawale <sup>121</sup>, C. Kawamoto <sup>88</sup>, T. Kawamoto <sup>62a</sup>, E.F. Kay <sup>36</sup>, F.I. Kaya <sup>159</sup>, S. Kazakos <sup>108</sup>,  
 V.F. Kazanin <sup>37</sup>, Y. Ke <sup>146</sup>, J.M. Keaveney <sup>33a</sup>, R. Keeler <sup>166</sup>, G.V. Kehris <sup>61</sup>, J.S. Keller <sup>34</sup>,



A.S. Kelly<sup>97</sup>, J.J. Kempster<sup>147</sup>, P.D. Kennedy<sup>101</sup>, O. Kepka<sup>132</sup>, B.P. Kerridge<sup>135</sup>, S. Kersten<sup>172</sup>, B.P. Kerševan<sup>94</sup>, L. Keszezhova<sup>28a</sup>, S. Ketabchi Haghighat<sup>156</sup>, R.A. Khan<sup>130</sup>, A. Khanov<sup>122</sup>, A.G. Kharlamov<sup>37</sup>, T. Kharlamova<sup>37</sup>, E.E. Khoda<sup>139</sup>, M. Kholodenko<sup>37</sup>, T.J. Khoo<sup>18</sup>, G. Khoriauli<sup>167</sup>, J. Khubua<sup>150b</sup>, Y.A.R. Khwaira<sup>128</sup>, B. Kibirige<sup>33g</sup>, D.W. Kim<sup>47a,47b</sup>, Y.K. Kim<sup>39</sup>, N. Kimura<sup>97</sup>, M.K. Kingston<sup>55</sup>, A. Kirchhoff<sup>55</sup>, C. Kirfel<sup>24</sup>, F. Kirfel<sup>24</sup>, J. Kirk<sup>135</sup>, A.E. Kiryunin<sup>111</sup>, C. Kitsaki<sup>10</sup>, O. Kivernyk<sup>24</sup>, M. Klassen<sup>159</sup>, C. Klein<sup>34</sup>, L. Klein<sup>167</sup>, M.H. Klein<sup>44</sup>, S.B. Klein<sup>56</sup>, U. Klein<sup>93</sup>, P. Klimek<sup>36</sup>, A. Klimentov<sup>29</sup>, T. Klioutchnikova<sup>36</sup>, P. Kluit<sup>115</sup>, S. Kluth<sup>111</sup>, E. Kneringer<sup>79</sup>, T.M. Knight<sup>156</sup>, A. Knue<sup>49</sup>, R. Kobayashi<sup>88</sup>, D. Kobylanskii<sup>170</sup>, S.F. Koch<sup>127</sup>, M. Kocian<sup>144</sup>, P. Kodyš<sup>134</sup>, D.M. Koeck<sup>124</sup>, P.T. Koenig<sup>24</sup>, T. Koffas<sup>34</sup>, O. Kolay<sup>50</sup>, I. Koletsou<sup>4</sup>, T. Komarek<sup>123</sup>, K. Köneke<sup>54</sup>, A.X.Y. Kong<sup>1</sup>, T. Kono<sup>119</sup>, N. Konstantinidis<sup>97</sup>, P. Kontaxakis<sup>56</sup>, B. Konya<sup>99</sup>, R. Kopeliansky<sup>41</sup>, S. Koperny<sup>86a</sup>, K. Korcyl<sup>87</sup>, K. Kordas<sup>153,d</sup>, A. Korn<sup>97</sup>, S. Korn<sup>55</sup>, I. Korolkov<sup>13</sup>, N. Korotkova<sup>37</sup>, B. Kortman<sup>115</sup>, O. Kortner<sup>111</sup>, S. Kortner<sup>111</sup>, W.H. Kostecka<sup>116</sup>, V.V. Kostyukhin<sup>142</sup>, A. Kotsokechagia<sup>136</sup>, A. Kotwal<sup>51</sup>, A. Koulouris<sup>36</sup>, A. Kourkoumeli-Charalampidi<sup>73a,73b</sup>, C. Kourkoumelis<sup>9</sup>, E. Kourlitis<sup>111,ab</sup>, O. Kovanda<sup>124</sup>, R. Kowalewski<sup>166</sup>, W. Kozanecki<sup>136</sup>, A.S. Kozhin<sup>37</sup>, V.A. Kramarenko<sup>37</sup>, G. Kramberger<sup>94</sup>, P. Kramer<sup>101</sup>, M.W. Krasny<sup>128</sup>, A. Krasznahorkay<sup>36</sup>, A.C. Kraus<sup>116</sup>, J.W. Kraus<sup>172</sup>, J.A. Kremer<sup>48</sup>, T. Kresse<sup>50</sup>, J. Kretzschmar<sup>93</sup>, K. Kreul<sup>18</sup>, P. Krieger<sup>156</sup>, S. Krishnamurthy<sup>104</sup>, M. Krivos<sup>134</sup>, K. Krizka<sup>20</sup>, K. Kroeninger<sup>49</sup>, H. Kroha<sup>111</sup>, J. Kroll<sup>132</sup>, J. Kroll<sup>129</sup>, K.S. Krowpman<sup>108</sup>, U. Kruchonak<sup>38</sup>, H. Krüger<sup>24</sup>, N. Krumnack<sup>81</sup>, M.C. Kruse<sup>51</sup>, O. Kuchinskaia<sup>37</sup>, S. Kудay<sup>3a</sup>, S. Kuehn<sup>36</sup>, R. Kuesters<sup>54</sup>, T. Kuhl<sup>48</sup>, V. Kukhtin<sup>38</sup>, Y. Kulchitsky<sup>37,a</sup>, S. Kuleshov<sup>138d,138b</sup>, M. Kumar<sup>33g</sup>, N. Kumari<sup>48</sup>, P. Kumari<sup>157b</sup>, A. Kupco<sup>132</sup>, T. Kupfer<sup>49</sup>, A. Kupich<sup>37</sup>, O. Kuprash<sup>54</sup>, H. Kurashige<sup>85</sup>, L.L. Kurchaninov<sup>157a</sup>, O. Kurdysh<sup>66</sup>, Y.A. Kurochkin<sup>37</sup>, A. Kurova<sup>37</sup>, M. Kuze<sup>155</sup>, A.K. Kvam<sup>104</sup>, J. Kvita<sup>123</sup>, T. Kwan<sup>105</sup>, N.G. Kyriacou<sup>107</sup>, L.A.O. Laatu<sup>103</sup>, C. Lacasta<sup>164</sup>, F. Lacava<sup>75a,75b</sup>, H. Lacker<sup>18</sup>, D. Lacour<sup>128</sup>, N.N. Lad<sup>97</sup>, E. Ladygin<sup>38</sup>, A. Lafarge<sup>40</sup>, B. Laforge<sup>128</sup>, T. Lagouri<sup>173</sup>, F.Z. Lahbabi<sup>35a</sup>, S. Lai<sup>55</sup>, J.E. Lambert<sup>166</sup>, S. Lammers<sup>68</sup>, W. Lampl<sup>7</sup>, C. Lampoudis<sup>153,d</sup>, G. Lamprinoudis<sup>101</sup>, A.N. Lancaster<sup>116</sup>, E. Lançon<sup>29</sup>, U. Landgraf<sup>54</sup>, M.P.J. Landon<sup>95</sup>, V.S. Lang<sup>54</sup>, O.K.B. Langrekken<sup>126</sup>, A.J. Lankford<sup>160</sup>, F. Lanni<sup>36</sup>, K. Lantzsche<sup>24</sup>, A. Lanza<sup>73a</sup>, J.F. Laporte<sup>136</sup>, T. Lari<sup>71a</sup>, F. Lasagni Manghi<sup>23b</sup>, M. Lassnig<sup>36</sup>, V. Latonova<sup>132</sup>, A. Laudrain<sup>101</sup>, A. Laurier<sup>151</sup>, S.D. Lawlor<sup>140</sup>, Z. Lawrence<sup>102</sup>, R. Lazaridou<sup>168</sup>, M. Lazzaroni<sup>71a,71b</sup>, B. Le<sup>102</sup>, E.M. Le Boulcaut<sup>51</sup>, L.T. Le Pottier<sup>17a</sup>, B. Leban<sup>23b,23a</sup>, A. Lebedev<sup>81</sup>, M. LeBlanc<sup>102</sup>, F. Ledroit-Guillon<sup>60</sup>, S.C. Lee<sup>149</sup>, S. Lee<sup>47a,47b</sup>, T.F. Lee<sup>93</sup>, L.L. Leeuw<sup>33c</sup>, H.P. Lefebvre<sup>96</sup>, M. Lefebvre<sup>166</sup>, C. Leggett<sup>17a</sup>, G. Lehmann Miotto<sup>36</sup>, M. Leigh<sup>56</sup>, W.A. Leight<sup>104</sup>, W. Leinonen<sup>114</sup>, A. Leisos<sup>153,q</sup>, M.A.L. Leite<sup>83c</sup>, C.E. Leitgeb<sup>18</sup>, R. Leitner<sup>134</sup>, K.J.C. Leney<sup>44</sup>, T. Lenz<sup>24</sup>, S. Leone<sup>74a</sup>, C. Leonidopoulos<sup>52</sup>, A. Leopold<sup>145</sup>, C. Leroy<sup>109</sup>, R. Les<sup>108</sup>, C.G. Lester<sup>32</sup>, M. Levchenko<sup>37</sup>, J. Levêque<sup>4</sup>, L.J. Levinson<sup>170</sup>, G. Levrini<sup>23b,23a</sup>, M.P. Lewicki<sup>87</sup>, C. Lewis<sup>139</sup>, D.J. Lewis<sup>4</sup>, A. Li<sup>5</sup>, B. Li<sup>62b</sup>, C. Li<sup>62a</sup>, C-Q. Li<sup>111</sup>, H. Li<sup>62a</sup>, H. Li<sup>62b</sup>, H. Li<sup>14c</sup>, H. Li<sup>14b</sup>, H. Li<sup>62b</sup>, J. Li<sup>62c</sup>, K. Li<sup>139</sup>, L. Li<sup>62c</sup>, M. Li<sup>14a,14e</sup>, S. Li<sup>14a,14e</sup>, S. Li<sup>62d,62c</sup>, T. Li<sup>5</sup>, X. Li<sup>105</sup>, Z. Li<sup>127</sup>, Z. Li<sup>154</sup>, Z. Li<sup>14a,14e</sup>, S. Liang<sup>14a,14e</sup>, Z. Liang<sup>14a</sup>, M. Liberatore<sup>136</sup>, B. Liberti<sup>76a</sup>, K. Lie<sup>64c</sup>, J. Lieber Marin<sup>83e</sup>, H. Lien<sup>68</sup>, H. Lin<sup>107</sup>, K. Lin<sup>108</sup>, R.E. Lindley<sup>7</sup>, J.H. Lindon<sup>2</sup>, E. Lipeles<sup>129</sup>, A. Lipniacka<sup>16</sup>, A. Lister<sup>165</sup>, J.D. Little<sup>68</sup>, B. Liu<sup>14a</sup>, B.X. Liu<sup>14d</sup>, D. Liu<sup>62d,62c</sup>, E.H.L. Liu<sup>20</sup>, J.B. Liu<sup>62a</sup>, J.K.K. Liu<sup>32</sup>, K. Liu<sup>62d</sup>, K. Liu<sup>62d,62c</sup>, M. Liu<sup>62a</sup>, M.Y. Liu<sup>62a</sup>, P. Liu<sup>14a</sup>, Q. Liu<sup>62d,139,62c</sup>, X. Liu<sup>62a</sup>, X. Liu<sup>62b</sup>, Y. Liu<sup>14d,14e</sup>, Y.L. Liu<sup>62b</sup>, Y.W. Liu<sup>62a</sup>, J. Llorente Merino<sup>143</sup>, S.L. Lloyd<sup>95</sup>, E.M. Lobodzinska<sup>48</sup>, P. Loch<sup>7</sup>, T. Lohse<sup>18</sup>, K. Lohwasser<sup>140</sup>, E. Loiacono<sup>48</sup>,

M. Lokajicek <sup>132,\*</sup>, J.D. Lomas <sup>20</sup>, J.D. Long <sup>163</sup>, I. Longarini <sup>160</sup>, R. Longo <sup>163</sup>,  
I. Lopez Paz <sup>67</sup>, A. Lopez Solis <sup>48</sup>, N. Lorenzo Martinez <sup>4</sup>, A.M. Lory <sup>110</sup>, M. Losada <sup>117a</sup>,  
G. Löschke Centeno <sup>147</sup>, O. Loseva <sup>37</sup>, X. Lou <sup>47a,47b</sup>, X. Lou <sup>14a,14e</sup>, A. Lounis <sup>66</sup>,  
P.A. Love <sup>92</sup>, G. Lu <sup>14a,14e</sup>, M. Lu <sup>66</sup>, S. Lu <sup>129</sup>, Y.J. Lu <sup>65</sup>, H.J. Lubatti <sup>139</sup>, C. Luci <sup>75a,75b</sup>,  
F.L. Lucio Alves <sup>14c</sup>, F. Luehring <sup>68</sup>, I. Luise <sup>146</sup>, O. Lukianchuk <sup>66</sup>, O. Lundberg <sup>145</sup>,  
B. Lund-Jensen <sup>145</sup>, N.A. Luongo <sup>6</sup>, M.S. Lutz <sup>36</sup>, A.B. Lux <sup>25</sup>, D. Lynn <sup>29</sup>, R. Lysak <sup>132</sup>,  
E. Lytken <sup>99</sup>, V. Lyubushkin <sup>38</sup>, T. Lyubushkina <sup>38</sup>, M.M. Lyukova <sup>146</sup>, M.Firdaus M. Soberi <sup>52</sup>,  
H. Ma <sup>29</sup>, K. Ma <sup>62a</sup>, L.L. Ma <sup>62b</sup>, W. Ma <sup>62a</sup>, Y. Ma <sup>122</sup>, J.C. MacDonald <sup>101</sup>,  
P.C. Machado De Abreu Farias <sup>83e</sup>, R. Madar <sup>40</sup>, T. Madula <sup>97</sup>, J. Maeda <sup>85</sup>, T. Maeno <sup>29</sup>,  
H. Maguire <sup>140</sup>, V. Maiboroda <sup>136</sup>, A. Maio <sup>131a,131b,131d</sup>, K. Maj <sup>86a</sup>, O. Majersky <sup>48</sup>,  
S. Majewski <sup>124</sup>, N. Makovec <sup>66</sup>, V. Maksimovic <sup>15</sup>, B. Malaescu <sup>128</sup>, Pa. Malecki <sup>87</sup>,  
V.P. Maleev <sup>37</sup>, F. Malek <sup>60,m</sup>, M. Mali <sup>94</sup>, D. Malito <sup>96</sup>, U. Mallik <sup>80</sup>, S. Maltezos <sup>10</sup>,  
S. Malyukov <sup>38</sup>, J. Mamuzic <sup>13</sup>, G. Mancini <sup>53</sup>, M.N. Mancini <sup>26</sup>, G. Manco <sup>73a,73b</sup>,  
J.P. Mandalia <sup>95</sup>, I. Mandić <sup>94</sup>, L. Manhaes de Andrade Filho <sup>83a</sup>, I.M. Maniatis <sup>170</sup>,  
J. Manjarres Ramos <sup>90</sup>, D.C. Mankad <sup>170</sup>, A. Mann <sup>110</sup>, S. Manzoni <sup>36</sup>, L. Mao <sup>62c</sup>,  
X. Mapekula <sup>33c</sup>, A. Marantis <sup>153,q</sup>, G. Marchiori <sup>5</sup>, M. Marcisovsky <sup>132</sup>, C. Marcon <sup>71a</sup>,  
M. Marinescu <sup>20</sup>, S. Marium <sup>48</sup>, M. Marjanovic <sup>121</sup>, A. Markhoos <sup>54</sup>, M. Markovitch <sup>66</sup>,  
E.J. Marshall <sup>92</sup>, Z. Marshall <sup>17a</sup>, S. Marti-Garcia <sup>164</sup>, J. Martin <sup>97</sup>, T.A. Martin <sup>135</sup>,  
V.J. Martin <sup>52</sup>, B. Martin dit Latour <sup>16</sup>, L. Martinelli <sup>75a,75b</sup>, M. Martinez <sup>13,r</sup>,  
P. Martinez Agullo <sup>164</sup>, V.I. Martinez Outschoorn <sup>104</sup>, P. Martinez Suarez <sup>13</sup>, S. Martin-Haugh <sup>135</sup>,  
G. Martinovicova <sup>134</sup>, V.S. Martoiu <sup>27b</sup>, A.C. Martyniuk <sup>97</sup>, A. Marzin <sup>36</sup>, D. Mascione <sup>78a,78b</sup>,  
L. Masetti <sup>101</sup>, T. Mashimo <sup>154</sup>, J. Masik <sup>102</sup>, A.L. Maslennikov <sup>37</sup>, P. Massarotti <sup>72a,72b</sup>,  
P. Mastrandrea <sup>74a,74b</sup>, A. Mastroberardino <sup>43b,43a</sup>, T. Masubuchi <sup>154</sup>, T. Mathisen <sup>162</sup>,  
J. Matousek <sup>134</sup>, N. Matsuzawa <sup>154</sup>, J. Maurer <sup>27b</sup>, A.J. Maury <sup>66</sup>, B. Maček <sup>94</sup>, D.A. Maximov <sup>37</sup>,  
A.E. May <sup>102</sup>, R. Mazini <sup>149</sup>, I. Maznas <sup>116</sup>, M. Mazza <sup>108</sup>, S.M. Mazza <sup>137</sup>, E. Mazzeo <sup>71a,71b</sup>,  
C. Mc Ginn <sup>29</sup>, J.P. Mc Gowan <sup>166</sup>, S.P. Mc Kee <sup>107</sup>, C.C. McCracken <sup>165</sup>, E.F. McDonald <sup>106</sup>,  
A.E. McDougall <sup>115</sup>, J.A. Mcfayden <sup>147</sup>, R.P. McGovern <sup>129</sup>, R.P. Mckenzie <sup>33g</sup>,  
T.C. McLachlan <sup>48</sup>, D.J. McLaughlin <sup>97</sup>, S.J. McMahon <sup>135</sup>, C.M. Mcpartland <sup>93</sup>,  
R.A. McPherson <sup>166,v</sup>, S. Mehlhase <sup>110</sup>, A. Mehta <sup>93</sup>, D. Melini <sup>164</sup>, B.R. Mellado Garcia <sup>33g</sup>,  
A.H. Melo <sup>55</sup>, F. Meloni <sup>48</sup>, A.M. Mendes Jacques Da Costa <sup>102</sup>, H.Y. Meng <sup>156</sup>, L. Meng <sup>92</sup>,  
S. Menke <sup>111</sup>, M. Mentink <sup>36</sup>, E. Meoni <sup>43b,43a</sup>, G. Mercado <sup>116</sup>, S. Merianos <sup>153</sup>,  
C. Merlassino <sup>69a,69c</sup>, L. Merola <sup>72a,72b</sup>, C. Meroni <sup>71a,71b</sup>, J. Metcalfe <sup>6</sup>, A.S. Mete <sup>6</sup>,  
E. Meuser <sup>101</sup>, C. Meyer <sup>68</sup>, J-P. Meyer <sup>136</sup>, R.P. Middleton <sup>135</sup>, L. Mijović <sup>52</sup>,  
G. Mikenberg <sup>170</sup>, M. Mikestikova <sup>132</sup>, M. Mikuž <sup>94</sup>, H. Mildner <sup>101</sup>, A. Milic <sup>36</sup>,  
D.W. Miller <sup>39</sup>, E.H. Miller <sup>144</sup>, L.S. Miller <sup>34</sup>, A. Milov <sup>170</sup>, D.A. Milstead <sup>47a,47b</sup>, T. Min <sup>14c</sup>,  
A.A. Minaenko <sup>37</sup>, I.A. Minashvili <sup>150b</sup>, L. Mince <sup>59</sup>, A.I. Mincer <sup>118</sup>, B. Mindur <sup>86a</sup>,  
M. Mineev <sup>38</sup>, Y. Mino <sup>88</sup>, L.M. Mir <sup>13</sup>, M. Miralles Lopez <sup>59</sup>, M. Mironova <sup>17a</sup>, A. Mishima <sup>154</sup>,  
M.C. Missio <sup>114</sup>, A. Mitra <sup>168</sup>, V.A. Mitsou <sup>164</sup>, Y. Mitsumori <sup>112</sup>, O. Miu <sup>156</sup>,  
P.S. Miyagawa <sup>95</sup>, T. Mkrtchyan <sup>63a</sup>, M. Mlinarevic <sup>97</sup>, T. Mlinarevic <sup>97</sup>, M. Mlynarikova <sup>36</sup>,  
S. Mobius <sup>19</sup>, P. Mogg <sup>110</sup>, M.H. Mohamed Farook <sup>113</sup>, A.F. Mohammed <sup>14a,14e</sup>, S. Mohapatra <sup>41</sup>,  
G. Mokgatitswane <sup>33g</sup>, L. Moleri <sup>170</sup>, B. Mondal <sup>142</sup>, S. Mondal <sup>133</sup>, K. Mönig <sup>48</sup>,  
E. Monnier <sup>103</sup>, L. Monsonis Romero <sup>164</sup>, J. Montejo Berlingen <sup>13</sup>, M. Montella <sup>120</sup>,  
F. Montekali <sup>77a,77b</sup>, F. Monticelli <sup>91</sup>, S. Monzani <sup>69a,69c</sup>, N. Morange <sup>66</sup>,  
A.L. Moreira De Carvalho <sup>48</sup>, M. Moreno Llácer <sup>164</sup>, C. Moreno Martinez <sup>56</sup>, P. Morettini <sup>57b</sup>,  
S. Morgenstern <sup>36</sup>, M. Morii <sup>61</sup>, M. Morinaga <sup>154</sup>, F. Morodei <sup>75a,75b</sup>, L. Morvaj <sup>36</sup>,  
P. Moschovakos <sup>36</sup>, B. Moser <sup>36</sup>, M. Mosidze <sup>150b</sup>, T. Moskalets <sup>44</sup>, P. Moskvitina <sup>114</sup>,  
J. Moss <sup>31,j</sup>, P. Moszkowicz <sup>86a</sup>, A. Moussa <sup>35d</sup>, E.J.W. Moyse <sup>104</sup>, O. Mtintsilana <sup>33g</sup>,

S. Muanza <sup>103</sup>, J. Mueller <sup>130</sup>, D. Muenstermann <sup>92</sup>, R. Müller <sup>19</sup>, G.A. Mullier <sup>162</sup>, A.J. Mullin <sup>32</sup>, J.J. Mullin <sup>129</sup>, D.P. Mungo <sup>156</sup>, D. Munoz Perez <sup>164</sup>, F.J. Munoz Sanchez <sup>102</sup>, M. Murin <sup>102</sup>, W.J. Murray <sup>168,135</sup>, M. Muškinja <sup>94</sup>, C. Mwewa <sup>29</sup>, A.G. Myagkov <sup>37,a</sup>, A.J. Myers <sup>8</sup>, G. Myers <sup>107</sup>, M. Myska <sup>133</sup>, B.P. Nachman <sup>17a</sup>, O. Nackenhorst <sup>49</sup>, K. Nagai <sup>127</sup>, K. Nagano <sup>84</sup>, J.L. Nagle <sup>29,af</sup>, E. Nagy <sup>103</sup>, A.M. Nairz <sup>36</sup>, Y. Nakahama <sup>84</sup>, K. Nakamura <sup>84</sup>, K. Nakkalil <sup>5</sup>, H. Nanjo <sup>125</sup>, E.A. Narayanan <sup>113</sup>, I. Naryshkin <sup>37</sup>, L. Nasella <sup>71a,71b</sup>, M. Naseri <sup>34</sup>, S. Nasri <sup>117b</sup>, C. Nass <sup>24</sup>, G. Navarro <sup>22a</sup>, J. Navarro-Gonzalez <sup>164</sup>, R. Nayak <sup>152</sup>, A. Nayaz <sup>18</sup>, P.Y. Nechaeva <sup>37</sup>, S. Nechaeva <sup>23b,23a</sup>, F. Nechansky <sup>48</sup>, L. Nedic <sup>127</sup>, T.J. Neep <sup>20</sup>, A. Negri <sup>73a,73b</sup>, M. Negrini <sup>23b</sup>, C. Nellist <sup>115</sup>, C. Nelson <sup>105</sup>, K. Nelson <sup>107</sup>, S. Nemecek <sup>132</sup>, M. Nessi <sup>36,g</sup>, M.S. Neubauer <sup>163</sup>, F. Neuhaus <sup>101</sup>, J. Neundorff <sup>48</sup>, P.R. Newman <sup>20</sup>, C.W. Ng <sup>130</sup>, Y.W.Y. Ng <sup>48</sup>, B. Ngair <sup>117a</sup>, H.D.N. Nguyen <sup>109</sup>, R.B. Nickerson <sup>127</sup>, R. Nicolaidou <sup>136</sup>, J. Nielsen <sup>137</sup>, M. Niemeyer <sup>55</sup>, J. Niermann <sup>55</sup>, N. Nikiforou <sup>36</sup>, V. Nikolaenko <sup>37,a</sup>, I. Nikolic-Audit <sup>128</sup>, K. Nikolopoulos <sup>20</sup>, P. Nilsson <sup>29</sup>, I. Ninca <sup>48</sup>, G. Ninio <sup>152</sup>, A. Nisati <sup>75a</sup>, N. Nishu <sup>2</sup>, R. Nisius <sup>111</sup>, J-E. Nitschke <sup>50</sup>, E.K. Nkadimeng <sup>33g</sup>, T. Nobe <sup>154</sup>, T. Nommensen <sup>148</sup>, M.B. Norfolk <sup>140</sup>, B.J. Norman <sup>34</sup>, M. Noury <sup>35a</sup>, J. Novak <sup>94</sup>, T. Novak <sup>94</sup>, L. Novotny <sup>133</sup>, R. Novotny <sup>113</sup>, L. Nozka <sup>123</sup>, K. Ntekas <sup>160</sup>, N.M.J. Nunes De Moura Junior <sup>83b</sup>, J. Ocariz <sup>128</sup>, A. Ochi <sup>85</sup>, I. Ochoa <sup>131a</sup>, S. Oerdek <sup>48,s</sup>, J.T. Offermann <sup>39</sup>, A. Ogrodnik <sup>134</sup>, A. Oh <sup>102</sup>, C.C. Ohm <sup>145</sup>, H. Oide <sup>84</sup>, R. Oishi <sup>154</sup>, M.L. Ojeda <sup>48</sup>, Y. Okumura <sup>154</sup>, L.F. Oleiro Seabra <sup>131a</sup>, I. Oleksiyuk <sup>56</sup>, S.A. Olivares Pino <sup>138d</sup>, G. Oliveira Correa <sup>13</sup>, D. Oliveira Damazio <sup>29</sup>, D. Oliveira Goncalves <sup>83a</sup>, J.L. Oliver <sup>160</sup>, Ö.O. Öncel <sup>54</sup>, A.P. O'Neill <sup>19</sup>, A. Onofre <sup>131a,131e</sup>, P.U.E. Onyisi <sup>11</sup>, M.J. Oreglia <sup>39</sup>, G.E. Orellana <sup>91</sup>, D. Orestano <sup>77a,77b</sup>, N. Orlando <sup>13</sup>, R.S. Orr <sup>156</sup>, L.M. Osojnak <sup>129</sup>, R. Ospanov <sup>62a</sup>, G. Otero y Garzon <sup>30</sup>, H. Otono <sup>89</sup>, P.S. Ott <sup>63a</sup>, G.J. Ottino <sup>17a</sup>, M. Ouchrif <sup>35d</sup>, F. Ould-Saada <sup>126</sup>, T. Ovsianikova <sup>139</sup>, M. Owen <sup>59</sup>, R.E. Owen <sup>135</sup>, V.E. Ozcan <sup>21a</sup>, F. Ozturk <sup>87</sup>, N. Ozturk <sup>8</sup>, S. Ozturk <sup>82</sup>, H.A. Pacey <sup>127</sup>, A. Pacheco Pages <sup>13</sup>, C. Padilla Aranda <sup>13</sup>, G. Padovano <sup>75a,75b</sup>, S. Pagan Griso <sup>17a</sup>, G. Palacino <sup>68</sup>, A. Palazzo <sup>70a,70b</sup>, J. Pampel <sup>24</sup>, J. Pan <sup>173</sup>, T. Pan <sup>64a</sup>, D.K. Panchal <sup>11</sup>, C.E. Pandini <sup>115</sup>, J.G. Panduro Vazquez <sup>135</sup>, H.D. Pandya <sup>1</sup>, H. Pang <sup>14b</sup>, P. Pani <sup>48</sup>, G. Panizzo <sup>69a,69c</sup>, L. Panwar <sup>128</sup>, L. Paolozzi <sup>56</sup>, S. Parajuli <sup>163</sup>, A. Paramonov <sup>6</sup>, C. Paraskevopoulos <sup>53</sup>, D. Paredes Hernandez <sup>64b</sup>, A. Pareti <sup>73a,73b</sup>, K.R. Park <sup>41</sup>, T.H. Park <sup>156</sup>, M.A. Parker <sup>32</sup>, F. Parodi <sup>57b,57a</sup>, E.W. Parrish <sup>116</sup>, V.A. Parrish <sup>52</sup>, J.A. Parsons <sup>41</sup>, U. Parzefall <sup>54</sup>, B. Pascual Dias <sup>109</sup>, L. Pascual Dominguez <sup>100</sup>, E. Pasqualucci <sup>75a</sup>, S. Passaggio <sup>57b</sup>, F. Pastore <sup>96</sup>, P. Patel <sup>87</sup>, U.M. Patel <sup>51</sup>, J.R. Pater <sup>102</sup>, T. Pauly <sup>36</sup>, C.I. Pazos <sup>159</sup>, J. Pearkes <sup>144</sup>, M. Pedersen <sup>126</sup>, R. Pedro <sup>131a</sup>, S.V. Peleganchuk <sup>37</sup>, O. Penc <sup>36</sup>, E.A. Pender <sup>52</sup>, G.D. Penn <sup>173</sup>, K.E. Penski <sup>110</sup>, M. Penzin <sup>37</sup>, B.S. Peralva <sup>83d</sup>, A.P. Pereira Peixoto <sup>139</sup>, L. Pereira Sanchez <sup>144</sup>, D.V. Perepelitsa <sup>29,af</sup>, P. Perera <sup>104</sup>, E. Perez Codina <sup>157a</sup>, M. Perganti <sup>10</sup>, H. Pernegger <sup>36</sup>, S. Perrella <sup>75a,75b</sup>, O. Perrin <sup>40</sup>, K. Peters <sup>48</sup>, R.F.Y. Peters <sup>102</sup>, B.A. Petersen <sup>36</sup>, T.C. Petersen <sup>42</sup>, E. Petit <sup>103</sup>, V. Petousis <sup>133</sup>, C. Petridou <sup>153,d</sup>, T. Petru <sup>134</sup>, A. Petrukhin <sup>142</sup>, M. Pettee <sup>17a</sup>, A. Petukhov <sup>37</sup>, K. Petukhova <sup>134</sup>, R. Pezoa <sup>138f</sup>, L. Pezzotti <sup>36</sup>, G. Pezzullo <sup>173</sup>, T.M. Pham <sup>171</sup>, T. Pham <sup>106</sup>, P.W. Phillips <sup>135</sup>, G. Piacquadio <sup>146</sup>, E. Pianori <sup>17a</sup>, F. Piazza <sup>124</sup>, R. Piegaia <sup>30</sup>, D. Pietreanu <sup>27b</sup>, A.D. Pilkington <sup>102</sup>, M. Pinamonti <sup>69a,69c</sup>, J.L. Pinfold <sup>2</sup>, B.C. Pinheiro Pereira <sup>131a</sup>, A.E. Pinto Pinoargote <sup>136,136</sup>, L. Pintucci <sup>69a,69c</sup>, K.M. Piper <sup>147</sup>, A. Pirttikoski <sup>56</sup>, D.A. Pizzi <sup>34</sup>, L. Pizzimento <sup>64b</sup>, A. Pizzini <sup>115</sup>, M.-A. Pleier <sup>29</sup>, V. Pleskot <sup>134</sup>, E. Plotnikova <sup>38</sup>, G. Poddar <sup>95</sup>, R. Poettgen <sup>99</sup>, L. Poggioli <sup>128</sup>, I. Pokharel <sup>55</sup>, S. Polacek <sup>134</sup>, G. Polesello <sup>73a</sup>, A. Poley <sup>143,157a</sup>, A. Polini <sup>23b</sup>, C.S. Pollard <sup>168</sup>, Z.B. Pollock <sup>120</sup>, E. Pompa Pacchi <sup>75a,75b</sup>, N.I. Pond <sup>97</sup>, D. Ponomarenko <sup>114</sup>, L. Pontecorvo <sup>36</sup>, S. Popa <sup>27a</sup>, G.A. Popeneciu <sup>27d</sup>, A. Poreba <sup>36</sup>, D.M. Portillo Quintero <sup>157a</sup>, S. Pospisil <sup>133</sup>, M.A. Postill <sup>140</sup>, P. Postolache <sup>27c</sup>, K. Potamianos <sup>168</sup>,



































P.A. Potepa <sup>86a</sup>, I.N. Potrap <sup>38</sup>, C.J. Potter <sup>32</sup>, H. Potti <sup>148</sup>, J. Poveda <sup>164</sup>,  
 M.E. Pozo Astigarraga <sup>36</sup>, A. Prades Ibanez <sup>164</sup>, J. Pretel <sup>54</sup>, D. Price <sup>102</sup>, M. Primavera <sup>70a</sup>,  
 M.A. Principe Martin <sup>100</sup>, R. Privara <sup>123</sup>, T. Procter <sup>59</sup>, M.L. Proffitt <sup>139</sup>, N. Proklova <sup>129</sup>,  
 K. Prokofiev <sup>64c</sup>, G. Proto <sup>111</sup>, J. Proudfoot <sup>6</sup>, M. Przybycien <sup>86a</sup>, W.W. Przygoda <sup>86b</sup>,  
 A. Psallidas <sup>46</sup>, J.E. Puddefoot <sup>140</sup>, D. Pudzha <sup>37</sup>, D. Pyatiizbyantseva <sup>37</sup>, J. Qian <sup>107</sup>,  
 D. Qichen <sup>102</sup>, Y. Qin <sup>13</sup>, T. Qiu <sup>52</sup>, A. Quadt <sup>55</sup>, M. Queitsch-Maitland <sup>102</sup>, G. Quetant <sup>56</sup>,  
 R.P. Quinn <sup>165</sup>, G. Rabanal Bolanos <sup>61</sup>, D. Rafanoharana <sup>54</sup>, F. Raffaeli <sup>76a,76b</sup>, F. Ragusa <sup>71a,71b</sup>,  
 J.L. Rainbolt <sup>39</sup>, J.A. Raine <sup>56</sup>, S. Rajagopalan <sup>29</sup>, E. Ramakoti <sup>37</sup>, I.A. Ramirez-Berend <sup>34</sup>,  
 K. Ran <sup>48,14e</sup>, N.P. Rapheeha <sup>33g</sup>, H. Rasheed <sup>27b</sup>, V. Raskina <sup>128</sup>, D.F. Rassloff <sup>63a</sup>,  
 A. Rastogi <sup>17a</sup>, S. Rave <sup>101</sup>, S. Ravera <sup>57b,57a</sup>, B. Ravina <sup>55</sup>, I. Ravinovich <sup>170</sup>, M. Raymond <sup>36</sup>,  
 A.L. Read <sup>126</sup>, N.P. Readioff <sup>140</sup>, D.M. Rebuzzi <sup>73a,73b</sup>, G. Redlinger <sup>29</sup>, A.S. Reed <sup>111</sup>,  
 K. Reeves <sup>26</sup>, J.A. Reidelsturz <sup>172</sup>, D. Reikher <sup>152</sup>, A. Rej <sup>49</sup>, C. Rembser <sup>36</sup>, M. Renda <sup>27b</sup>,  
 M.B. Rendel <sup>111</sup>, F. Renner <sup>48</sup>, A.G. Rennie <sup>160</sup>, A.L. Rescia <sup>48</sup>, S. Resconi <sup>71a</sup>,  
 M. Ressegotti <sup>57b,57a</sup>, S. Rettie <sup>36</sup>, J.G. Reyes Rivera <sup>108</sup>, E. Reynolds <sup>17a</sup>, O.L. Rezanova <sup>37</sup>,  
 P. Reznicek <sup>134</sup>, H. Riani <sup>35d</sup>, N. Ribaric <sup>92</sup>, E. Ricci <sup>78a,78b</sup>, R. Richter <sup>111</sup>, S. Richter <sup>47a,47b</sup>,  
 E. Richter-Was <sup>86b</sup>, M. Ridel <sup>128</sup>, S. Ridouani <sup>35d</sup>, P. Rieck <sup>118</sup>, P. Riedler <sup>36</sup>, E.M. Riefel <sup>47a,47b</sup>,  
 J.O. Rieger <sup>115</sup>, M. Rijssenbeek <sup>146</sup>, M. Rimoldi <sup>36</sup>, L. Rinaldi <sup>23b,23a</sup>, T.T. Rinn <sup>29</sup>,  
 M.P. Rinnagel <sup>110</sup>, G. Ripellino <sup>162</sup>, I. Riu <sup>13</sup>, J.C. Rivera Vergara <sup>166</sup>, F. Rizatdinova <sup>122</sup>,  
 E. Rizvi <sup>95</sup>, B.R. Roberts <sup>17a</sup>, S.H. Robertson <sup>105,v</sup>, D. Robinson <sup>32</sup>, C.M. Robles Gajardo <sup>138f</sup>,  
 M. Robles Manzano <sup>101</sup>, A. Robson <sup>59</sup>, A. Rocchi <sup>76a,76b</sup>, C. Roda <sup>74a,74b</sup>, S. Rodriguez Bosca <sup>36</sup>,  
 Y. Rodriguez Garcia <sup>22a</sup>, A. Rodriguez Rodriguez <sup>54</sup>, A.M. Rodríguez Vera <sup>116</sup>, S. Roe <sup>36</sup>,  
 J.T. Roemer <sup>160</sup>, A.R. Roepe-Gier <sup>137</sup>, J. Roggel <sup>172</sup>, O. Røhne <sup>126</sup>, R.A. Rojas <sup>104</sup>,  
 C.P.A. Roland <sup>128</sup>, J. Roloff <sup>29</sup>, A. Romaniouk <sup>37</sup>, E. Romano <sup>73a,73b</sup>, M. Romano <sup>23b</sup>,  
 A.C. Romero Hernandez <sup>163</sup>, N. Rompotis <sup>93</sup>, L. Roos <sup>128</sup>, S. Rosati <sup>75a</sup>, B.J. Rosser <sup>39</sup>,  
 E. Rossi <sup>127</sup>, E. Rossi <sup>72a,72b</sup>, L.P. Rossi <sup>61</sup>, L. Rossini <sup>54</sup>, R. Rosten <sup>120</sup>, M. Rotaru <sup>27b</sup>,  
 B. Rottler <sup>54</sup>, C. Rougier <sup>90</sup>, D. Rousseau <sup>66</sup>, D. Rouso <sup>48</sup>, A. Roy <sup>163</sup>, S. Roy-Garand <sup>156</sup>,  
 A. Rozanov <sup>103</sup>, Z.M.A. Rozario <sup>59</sup>, Y. Rozen <sup>151</sup>, A. Rubio Jimenez <sup>164</sup>, A.J. Ruby <sup>93</sup>,  
 V.H. Ruelas Rivera <sup>18</sup>, T.A. Ruggeri <sup>1</sup>, A. Ruggiero <sup>127</sup>, A. Ruiz-Martinez <sup>164</sup>, A. Rummler <sup>36</sup>,  
 Z. Rurikova <sup>54</sup>, N.A. Rusakovich <sup>38</sup>, H.L. Russell <sup>166</sup>, G. Russo <sup>75a,75b</sup>, J.P. Rutherford <sup>7</sup>,  
 S. Rutherford Colmenares <sup>32</sup>, M. Rybar <sup>134</sup>, E.B. Rye <sup>126</sup>, A. Ryzhov <sup>44</sup>, J.A. Sabater Iglesias <sup>56</sup>,  
 P. Sabatini <sup>164</sup>, H.F-W. Sadrozinski <sup>137</sup>, F. Safai Tehrani <sup>75a</sup>, B. Safarzadeh Samani <sup>135</sup>, S. Saha <sup>1</sup>,  
 M. Sahinsoy <sup>111</sup>, A. Saibel <sup>164</sup>, M. Saimpert <sup>136</sup>, M. Saito <sup>154</sup>, T. Saito <sup>154</sup>, A. Sala <sup>71a,71b</sup>,  
 D. Salamani <sup>36</sup>, A. Salnikov <sup>144</sup>, J. Salt <sup>164</sup>, A. Salvador Salas <sup>152</sup>, D. Salvatore <sup>43b,43a</sup>,  
 F. Salvatore <sup>147</sup>, A. Salzburger <sup>36</sup>, D. Sammel <sup>54</sup>, E. Sampson <sup>92</sup>, D. Sampsonidis <sup>153,d</sup>,  
 D. Sampsonidou <sup>124</sup>, J. Sánchez <sup>164</sup>, V. Sanchez Sebastian <sup>164</sup>, H. Sandaker <sup>126</sup>, C.O. Sander <sup>48</sup>,  
 J.A. Sandesara <sup>104</sup>, M. Sandhoff <sup>172</sup>, C. Sandoval <sup>22b</sup>, L. Sanfilippo <sup>63a</sup>, D.P.C. Sankey <sup>135</sup>,  
 T. Sano <sup>88</sup>, A. Sansoni <sup>53</sup>, L. Santi <sup>36,75b</sup>, C. Santoni <sup>40</sup>, H. Santos <sup>131a,131b</sup>, A. Santra <sup>170</sup>,  
 E. Sanzani <sup>23b,23a</sup>, K.A. Saoucha <sup>161</sup>, J.G. Saraiva <sup>131a,131d</sup>, J. Sardain <sup>7</sup>, O. Sasaki <sup>84</sup>,  
 K. Sato <sup>158</sup>, C. Sauer <sup>63b</sup>, E. Sauvan <sup>4</sup>, P. Savard <sup>156,ad</sup>, R. Sawada <sup>154</sup>, C. Sawyer <sup>135</sup>,  
 L. Sawyer <sup>98</sup>, C. Sbarra <sup>23b</sup>, A. Sbrizzi <sup>23b,23a</sup>, T. Scanlon <sup>97</sup>, J. Schaarschmidt <sup>139</sup>,  
 U. Schäfer <sup>101</sup>, A.C. Schaffer <sup>66,44</sup>, D. Schaile <sup>110</sup>, R.D. Schamberger <sup>146</sup>, C. Scharf <sup>18</sup>,  
 M.M. Schefer <sup>19</sup>, V.A. Schegelsky <sup>37</sup>, D. Scheirich <sup>134</sup>, M. Schernau <sup>160</sup>, C. Scheulen <sup>55</sup>,  
 C. Schiavi <sup>57b,57a</sup>, M. Schioppa <sup>43b,43a</sup>, B. Schlag <sup>144,l</sup>, K.E. Schleicher <sup>54</sup>, S. Schlenker <sup>36</sup>,  
 J. Schmeing <sup>172</sup>, M.A. Schmidt <sup>172</sup>, K. Schmieden <sup>101</sup>, C. Schmitt <sup>101</sup>, N. Schmitt <sup>101</sup>,  
 S. Schmitt <sup>48</sup>, L. Schoeffel <sup>136</sup>, A. Schoening <sup>63b</sup>, P.G. Scholer <sup>34</sup>, E. Schopf <sup>127</sup>, M. Schott <sup>24</sup>,  
 J. Schovancova <sup>36</sup>, S. Schramm <sup>56</sup>, T. Schroer <sup>56</sup>, H-C. Schultz-Coulon <sup>63a</sup>, M. Schumacher <sup>54</sup>,  
 B.A. Schumm <sup>137</sup>, Ph. Schune <sup>136</sup>, A.J. Schuy <sup>139</sup>, H.R. Schwartz <sup>137</sup>, A. Schwartzman <sup>144</sup>,

T.A. Schwarz <sup>107</sup>, Ph. Schwemling <sup>136</sup>, R. Schwienhorst <sup>108</sup>, A. Sciandra <sup>29</sup>, G. Sciolla <sup>26</sup>,  
 F. Scuri <sup>74a</sup>, C.D. Sebastiani <sup>93</sup>, K. Sedlaczek <sup>116</sup>, S.C. Seidel <sup>113</sup>, A. Seiden <sup>137</sup>,  
 B.D. Seidlitz <sup>41</sup>, C. Seitz <sup>48</sup>, J.M. Seixas <sup>83b</sup>, G. Sekhniaidze <sup>72a</sup>, L. Selem <sup>60</sup>,  
 N. Semprini-Cesari <sup>23b,23a</sup>, D. Sengupta <sup>56</sup>, V. Senthilkumar <sup>164</sup>, L. Serin <sup>66</sup>, M. Sessa <sup>76a,76b</sup>,  
 H. Severini <sup>121</sup>, F. Sforza <sup>57b,57a</sup>, A. Sfyrta <sup>56</sup>, Q. Sha <sup>14a</sup>, E. Shabalina <sup>55</sup>, A.H. Shah <sup>32</sup>,  
 R. Shaheen <sup>145</sup>, J.D. Shahinian <sup>129</sup>, D. Shaked Renous <sup>170</sup>, L.Y. Shan <sup>14a</sup>, M. Shapiro <sup>17a</sup>,  
 A. Sharma <sup>36</sup>, A.S. Sharma <sup>165</sup>, P. Sharma <sup>80</sup>, P.B. Shatalov <sup>37</sup>, K. Shaw <sup>147</sup>, S.M. Shaw <sup>102</sup>,  
 Q. Shen <sup>62c,5</sup>, D.J. Sheppard <sup>143</sup>, P. Sherwood <sup>97</sup>, L. Shi <sup>97</sup>, X. Shi <sup>14a</sup>, C.O. Shimmin <sup>173</sup>,  
 J.D. Shinner <sup>96</sup>, I.P.J. Shipsey <sup>127</sup>, S. Shirabe <sup>89</sup>, M. Shiyakova <sup>38,t</sup>, M.J. Shochet <sup>39</sup>,  
 J. Shojaii <sup>106</sup>, D.R. Shope <sup>126</sup>, B. Shrestha <sup>121</sup>, S. Shrestha <sup>120,ag</sup>, M.J. Shroff <sup>166</sup>, P. Sicho <sup>132</sup>,  
 A.M. Sickles <sup>163</sup>, E. Sideras Haddad <sup>33g</sup>, A.C. Sidley <sup>115</sup>, A. Sidoti <sup>23b</sup>, F. Siegert <sup>50</sup>,  
 Dj. Sijacki <sup>15</sup>, F. Sili <sup>91</sup>, J.M. Silva <sup>52</sup>, I. Silva Ferreira <sup>83b</sup>, M.V. Silva Oliveira <sup>29</sup>,  
 S.B. Silverstein <sup>47a</sup>, S. Simion <sup>66</sup>, R. Simoniello <sup>36</sup>, E.L. Simpson <sup>102</sup>, H. Simpson <sup>147</sup>,  
 L.R. Simpson <sup>107</sup>, N.D. Simpson <sup>99</sup>, S. Simsek <sup>82</sup>, S. Sindhu <sup>55</sup>, P. Sinervo <sup>156</sup>, S. Singh <sup>156</sup>,  
 S. Sinha <sup>48</sup>, S. Sinha <sup>102</sup>, M. Sioli <sup>23b,23a</sup>, I. Siral <sup>36</sup>, E. Sitnikova <sup>48</sup>, J. Sjölin <sup>47a,47b</sup>,  
 A. Skaf <sup>55</sup>, E. Skorda <sup>20</sup>, P. Skubic <sup>121</sup>, M. Slawinska <sup>87</sup>, V. Smakhtin <sup>170</sup>, B.H. Smart <sup>135</sup>,  
 S.Yu. Smirnov <sup>37</sup>, Y. Smirnov <sup>37</sup>, L.N. Smirnova <sup>37,a</sup>, O. Smirnova <sup>99</sup>, A.C. Smith <sup>41</sup>,  
 D.R. Smith <sup>160</sup>, E.A. Smith <sup>39</sup>, H.A. Smith <sup>127</sup>, J.L. Smith <sup>102</sup>, R. Smith <sup>144</sup>, M. Smizanska <sup>92</sup>,  
 K. Smolek <sup>133</sup>, A.A. Snesarev <sup>37</sup>, S.R. Snider <sup>156</sup>, H.L. Snoek <sup>115</sup>, S. Snyder <sup>29</sup>, R. Sobie <sup>166,v</sup>,  
 A. Soffer <sup>152</sup>, C.A. Solans Sanchez <sup>36</sup>, E.Yu. Soldatov <sup>37</sup>, U. Soldevila <sup>164</sup>, A.A. Solodkov <sup>37</sup>,  
 S. Solomon <sup>26</sup>, A. Soloshenko <sup>38</sup>, K. Solovieva <sup>54</sup>, O.V. Solovyanov <sup>40</sup>, P. Sommer <sup>36</sup>,  
 A. Sonay <sup>13</sup>, W.Y. Song <sup>157b</sup>, A. Sopczak <sup>133</sup>, A.L. Sopio <sup>97</sup>, F. Sopkova <sup>28b</sup>, J.D. Sorenson <sup>113</sup>,  
 I.R. Sotarriva Alvarez <sup>155</sup>, V. Sothilingam <sup>63a</sup>, O.J. Soto Sandoval <sup>138c,138b</sup>, S. Sottocornola <sup>68</sup>,  
 R. Soualah <sup>161</sup>, Z. Soumami <sup>35e</sup>, D. South <sup>48</sup>, N. Soybelman <sup>170</sup>, S. Spagnolo <sup>70a,70b</sup>,  
 M. Spalla <sup>111</sup>, D. Sperlich <sup>54</sup>, G. Spigo <sup>36</sup>, S. Spinali <sup>92</sup>, D.P. Spiteri <sup>59</sup>, M. Spousta <sup>134</sup>,  
 E.J. Staats <sup>34</sup>, R. Stamen <sup>63a</sup>, A. Stampekis <sup>20</sup>, M. Standke <sup>24</sup>, E. Stanecka <sup>87</sup>,  
 W. Stanek-Maslouska <sup>48</sup>, M.V. Stange <sup>50</sup>, B. Stanislaus <sup>17a</sup>, M.M. Stanitzki <sup>48</sup>, B. Stapf <sup>48</sup>,  
 E.A. Starchenko <sup>37</sup>, G.H. Stark <sup>137</sup>, J. Stark <sup>90</sup>, P. Staroba <sup>132</sup>, P. Starovoitov <sup>63a</sup>, S. Stärz <sup>105</sup>,  
 R. Staszewski <sup>87</sup>, G. Stavropoulos <sup>46</sup>, J. Steentoft <sup>162</sup>, P. Steinberg <sup>29</sup>, B. Stelzer <sup>143,157a</sup>,  
 H.J. Stelzer <sup>130</sup>, O. Stelzer-Chilton <sup>157a</sup>, H. Stenzel <sup>58</sup>, T.J. Stevenson <sup>147</sup>, G.A. Stewart <sup>36</sup>,  
 J.R. Stewart <sup>122</sup>, M.C. Stockton <sup>36</sup>, G. Stoicea <sup>27b</sup>, M. Stolarski <sup>131a</sup>, S. Stonjek <sup>111</sup>,  
 A. Straessner <sup>50</sup>, J. Strandberg <sup>145</sup>, S. Strandberg <sup>47a,47b</sup>, M. Stratmann <sup>172</sup>, M. Strauss <sup>121</sup>,  
 T. Strebler <sup>103</sup>, P. Strizenec <sup>28b</sup>, R. Ströhmer <sup>167</sup>, D.M. Strom <sup>124</sup>, R. Stroynowski <sup>44</sup>,  
 A. Strubig <sup>47a,47b</sup>, S.A. Stucci <sup>29</sup>, B. Stugu <sup>16</sup>, J. Stupak <sup>121</sup>, N.A. Styles <sup>48</sup>, D. Su <sup>144</sup>,  
 S. Su <sup>62a</sup>, W. Su <sup>62d</sup>, X. Su <sup>62a</sup>, D. Suchy <sup>28a</sup>, K. Sugizaki <sup>154</sup>, V.V. Sulin <sup>37</sup>, M.J. Sullivan <sup>93</sup>,  
 D.M.S. Sultan <sup>127</sup>, L. Sultanaliyeva <sup>37</sup>, S. Sultansoy <sup>3b</sup>, T. Sumida <sup>88</sup>, S. Sun <sup>171</sup>,  
 O. Sunneborn Gudnadottir <sup>162</sup>, N. Sur <sup>103</sup>, M.R. Sutton <sup>147</sup>, H. Suzuki <sup>158</sup>, M. Svatos <sup>132</sup>,  
 M. Swiatlowski <sup>157a</sup>, T. Swirski <sup>167</sup>, I. Sykora <sup>28a</sup>, M. Sykora <sup>134</sup>, T. Sykora <sup>134</sup>, D. Ta <sup>101</sup>,  
 K. Tackmann <sup>48,s</sup>, A. Taffard <sup>160</sup>, R. Tafirout <sup>157a</sup>, J.S. Tafoya Vargas <sup>66</sup>, Y. Takubo <sup>84</sup>,  
 M. Talby <sup>103</sup>, A.A. Talyshv <sup>37</sup>, K.C. Tam <sup>64b</sup>, N.M. Tamir <sup>152</sup>, A. Tanaka <sup>154</sup>, J. Tanaka <sup>154</sup>,  
 R. Tanaka <sup>66</sup>, M. Tanasini <sup>146</sup>, Z. Tao <sup>165</sup>, S. Tapia Araya <sup>138f</sup>, S. Tapprogge <sup>101</sup>,  
 A. Tarek Abouelfadl Mohamed <sup>108</sup>, S. Tarem <sup>151</sup>, K. Tariq <sup>14a</sup>, G. Tarna <sup>27b</sup>, G.F. Tartarelli <sup>71a</sup>,  
 M.J. Tartarin <sup>90</sup>, P. Tas <sup>134</sup>, M. Tasevsky <sup>132</sup>, E. Tassi <sup>43b,43a</sup>, A.C. Tate <sup>163</sup>, G. Tateno <sup>154</sup>,  
 Y. Tayalati <sup>35e,u</sup>, G.N. Taylor <sup>106</sup>, W. Taylor <sup>157b</sup>, R. Teixeira De Lima <sup>144</sup>, P. Teixeira-Dias <sup>96</sup>,  
 J.J. Teoh <sup>156</sup>, K. Terashi <sup>154</sup>, J. Terron <sup>100</sup>, S. Terzo <sup>13</sup>, M. Testa <sup>53</sup>, R.J. Teuscher <sup>156,v</sup>,  
 A. Thaler <sup>79</sup>, O. Theiner <sup>56</sup>, N. Themistokleous <sup>52</sup>, T. Theveneaux-Pelzer <sup>103</sup>, O. Thielmann <sup>172</sup>,  
 D.W. Thomas <sup>96</sup>, J.P. Thomas <sup>20</sup>, E.A. Thompson <sup>17a</sup>, P.D. Thompson <sup>20</sup>, E. Thomson <sup>129</sup>,

R.E. Thornberry <sup>44</sup>, C. Tian <sup>62a</sup>, Y. Tian <sup>55</sup>, V. Tikhomirov <sup>37,a</sup>, Yu.A. Tikhonov <sup>37</sup>, S. Timoshenko <sup>37</sup>, D. Timoshyn <sup>134</sup>, E.X.L. Ting <sup>1</sup>, P. Tipton <sup>173</sup>, A. Tishelman-Charny <sup>29</sup>, S.H. Tlou <sup>33g</sup>, K. Todome <sup>155</sup>, S. Todorova-Nova <sup>134</sup>, S. Todt <sup>50</sup>, L. Toffolin <sup>69a,69c</sup>, M. Togawa <sup>84</sup>, J. Tojo <sup>89</sup>, S. Tokár <sup>28a</sup>, K. Tokushuku <sup>84</sup>, O. Toldaiev <sup>68</sup>, R. Tombs <sup>32</sup>, M. Tomoto <sup>84,112</sup>, L. Tompkins <sup>144,1</sup>, K.W. Topolnicki <sup>86b</sup>, E. Torrence <sup>124</sup>, H. Torres <sup>90</sup>, E. Torró Pastor <sup>164</sup>, M. Toscani <sup>30</sup>, C. Toscirci <sup>39</sup>, M. Tost <sup>11</sup>, D.R. Tovey <sup>140</sup>, I.S. Trandafir <sup>27b</sup>, T. Trefzger <sup>167</sup>, A. Tricoli <sup>29</sup>, I.M. Trigger <sup>157a</sup>, S. Trincaz-Duvold <sup>128</sup>, D.A. Trischuk <sup>26</sup>, B. Trocmé <sup>60</sup>, L. Truong <sup>33c</sup>, M. Trzebinski <sup>87</sup>, A. Trzupsek <sup>87</sup>, F. Tsai <sup>146</sup>, M. Tsai <sup>107</sup>, A. Tsiamis <sup>153,d</sup>, P.V. Tsiareshka <sup>37</sup>, S. Tsigaridas <sup>157a</sup>, A. Tsirigotis <sup>153,q</sup>, V. Tsiskaridze <sup>156</sup>, E.G. Tskhadadze <sup>150a</sup>, M. Tsopoulou <sup>153</sup>, Y. Tsujikawa <sup>88</sup>, I.I. Tsukerman <sup>37</sup>, V. Tsulaia <sup>17a</sup>, S. Tsuno <sup>84</sup>, K. Tsuru <sup>119</sup>, D. Tsybychev <sup>146</sup>, Y. Tu <sup>64b</sup>, A. Tudorache <sup>27b</sup>, V. Tudorache <sup>27b</sup>, A.N. Tuna <sup>61</sup>, S. Turchikhin <sup>57b,57a</sup>, I. Turk Cakir <sup>3a</sup>, R. Turra <sup>71a</sup>, T. Turtuvshin <sup>38,w</sup>, P.M. Tuts <sup>41</sup>, S. Tzamarias <sup>153,d</sup>, E. Tzovara <sup>101</sup>, F. Ukegawa <sup>158</sup>, P.A. Ulloa Poblete <sup>138c,138b</sup>, E.N. Umaka <sup>29</sup>, G. Unal <sup>36</sup>, A. Undrus <sup>29</sup>, G. Unel <sup>160</sup>, J. Urban <sup>28b</sup>, P. Urrejola <sup>138a</sup>, G. Usai <sup>8</sup>, R. Ushioda <sup>155</sup>, M. Usman <sup>109</sup>, Z. Uysal <sup>82</sup>, V. Vacek <sup>133</sup>, B. Vachon <sup>105</sup>, T. Vafeiadis <sup>36</sup>, A. Vaitkus <sup>97</sup>, C. Valderanis <sup>110</sup>, E. Valdes Santurio <sup>47a,47b</sup>, M. Valente <sup>157a</sup>, S. Valentinetti <sup>23b,23a</sup>, A. Valero <sup>164</sup>, E. Valiente Moreno <sup>164</sup>, A. Vallier <sup>90</sup>, J.A. Valls Ferrer <sup>164</sup>, D.R. Van Arneman <sup>115</sup>, T.R. Van Daalen <sup>139</sup>, A. Van Der Graaf <sup>49</sup>, P. Van Gemmeren <sup>6</sup>, M. Van Rijnbach <sup>36</sup>, S. Van Stroud <sup>97</sup>, I. Van Vulpen <sup>115</sup>, P. Vana <sup>134</sup>, M. Vanadia <sup>76a,76b</sup>, W. Vandelli <sup>36</sup>, E.R. Vandewall <sup>122</sup>, D. Vannicola <sup>152</sup>, L. Vannoli <sup>53</sup>, R. Vari <sup>75a</sup>, E.W. Varnes <sup>7</sup>, C. Varni <sup>17b</sup>, T. Varol <sup>149</sup>, D. Varouchas <sup>66</sup>, L. Varriale <sup>164</sup>, K.E. Varvell <sup>148</sup>, M.E. Vasile <sup>27b</sup>, L. Vaslin <sup>84</sup>, G.A. Vasquez <sup>166</sup>, A. Vasyukov <sup>38</sup>, L.M. Vaughan <sup>122</sup>, R. Vavricka <sup>101</sup>, T. Vazquez Schroeder <sup>36</sup>, J. Veatch <sup>31</sup>, V. Vecchio <sup>102</sup>, M.J. Veen <sup>104</sup>, I. Veliscek <sup>29</sup>, L.M. Veloce <sup>156</sup>, F. Veloso <sup>131a,131c</sup>, S. Veneziano <sup>75a</sup>, A. Ventura <sup>70a,70b</sup>, S. Ventura Gonzalez <sup>136</sup>, A. Verbytskyi <sup>111</sup>, M. Verducci <sup>74a,74b</sup>, C. Vergis <sup>95</sup>, M. Verissimo De Araujo <sup>83b</sup>, W. Verkerke <sup>115</sup>, J.C. Vermeulen <sup>115</sup>, C. Vernieri <sup>144</sup>, M. Vessella <sup>104</sup>, M.C. Vetterli <sup>143,ad</sup>, A. Vgenopoulos <sup>153,d</sup>, N. Viaux Maira <sup>138f</sup>, T. Vickey <sup>140</sup>, O.E. Vickey Boeriu <sup>140</sup>, G.H.A. Viehhauser <sup>127</sup>, L. Vigani <sup>63b</sup>, M. Villa <sup>23b,23a</sup>, M. Villaplana Perez <sup>164</sup>, E.M. Villhauer <sup>52</sup>, E. Vilucchi <sup>53</sup>, M.G. Vinciter <sup>34</sup>, A. Visibile <sup>115</sup>, C. Vittori <sup>36</sup>, I. Vivarelli <sup>23b,23a</sup>, E. Voevodina <sup>111</sup>, F. Vogel <sup>110</sup>, J.C. Voigt <sup>50</sup>, P. Vokac <sup>133</sup>, Yu. Volkotrub <sup>86b</sup>, J. Von Ahnen <sup>48</sup>, E. Von Toerne <sup>24</sup>, B. Vormwald <sup>36</sup>, V. Vorobel <sup>134</sup>, K. Vorobev <sup>37</sup>, M. Vos <sup>164</sup>, K. Voss <sup>142</sup>, M. Vozak <sup>115</sup>, L. Vozdecky <sup>121</sup>, N. Vranjes <sup>15</sup>, M. Vranjes Milosavljevic <sup>15</sup>, M. Vreeswijk <sup>115</sup>, N.K. Vu <sup>62d,62c</sup>, R. Vuillermet <sup>36</sup>, O. Vujinovic <sup>101</sup>, I. Vukotic <sup>39</sup>, S. Wada <sup>158</sup>, C. Wagner <sup>104</sup>, J.M. Wagner <sup>17a</sup>, W. Wagner <sup>172</sup>, S. Wahdan <sup>172</sup>, H. Wahlberg <sup>91</sup>, M. Wakida <sup>112</sup>, J. Walder <sup>135</sup>, R. Walker <sup>110</sup>, W. Walkowiak <sup>142</sup>, A. Wall <sup>129</sup>, E.J. Wallin <sup>99</sup>, T. Wamorkar <sup>6</sup>, A.Z. Wang <sup>137</sup>, C. Wang <sup>101</sup>, C. Wang <sup>11</sup>, H. Wang <sup>17a</sup>, J. Wang <sup>64c</sup>, P. Wang <sup>97</sup>, R. Wang <sup>61</sup>, R. Wang <sup>6</sup>, S.M. Wang <sup>149</sup>, S. Wang <sup>62b</sup>, S. Wang <sup>14a</sup>, T. Wang <sup>62a</sup>, W.T. Wang <sup>80</sup>, W. Wang <sup>14a</sup>, X. Wang <sup>14c</sup>, X. Wang <sup>163</sup>, X. Wang <sup>62c</sup>, Y. Wang <sup>62d</sup>, Y. Wang <sup>14c</sup>, Z. Wang <sup>107</sup>, Z. Wang <sup>62d,51,62c</sup>, Z. Wang <sup>107</sup>, A. Warburton <sup>105</sup>, R.J. Ward <sup>20</sup>, N. Warrack <sup>59</sup>, S. Waterhouse <sup>96</sup>, A.T. Watson <sup>20</sup>, H. Watson <sup>59</sup>, M.F. Watson <sup>20</sup>, E. Watton <sup>59,135</sup>, G. Watts <sup>139</sup>, B.M. Waugh <sup>97</sup>, J.M. Webb <sup>54</sup>, C. Weber <sup>29</sup>, H.A. Weber <sup>18</sup>, M.S. Weber <sup>19</sup>, S.M. Weber <sup>63a</sup>, C. Wei <sup>62a</sup>, Y. Wei <sup>54</sup>, A.R. Weidberg <sup>127</sup>, E.J. Weik <sup>118</sup>, J. Weingarten <sup>49</sup>, C. Weiser <sup>54</sup>, C.J. Wells <sup>48</sup>, T. Wenaus <sup>29</sup>, B. Wendland <sup>49</sup>, T. Wengler <sup>36</sup>, N.S. Wenke <sup>111</sup>, N. Wermes <sup>24</sup>, M. Wessels <sup>63a</sup>, A.M. Wharton <sup>92</sup>, A.S. White <sup>61</sup>, A. White <sup>8</sup>, M.J. White <sup>1</sup>, D. Whiteson <sup>160</sup>, L. Wickremasinghe <sup>125</sup>, W. Wiedenmann <sup>171</sup>, M. Wielers <sup>135</sup>, C. Wiglesworth <sup>42</sup>, D.J. Wilbern <sup>121</sup>, H.G. Wilkens <sup>36</sup>, J.J.H. Wilkinson <sup>32</sup>, D.M. Williams <sup>41</sup>, H.H. Williams <sup>129</sup>, S. Williams <sup>32</sup>, S. Willocq <sup>104</sup>, B.J. Wilson <sup>102</sup>, P.J. Windischhofer <sup>39</sup>, F.I. Winkel <sup>30</sup>, F. Winklmeier <sup>124</sup>, B.T. Winter <sup>54</sup>, J.K. Winter <sup>102</sup>,



M. Wittgen<sup>144</sup>, M. Wobisch <sup>98</sup>, T. Wojtkowski<sup>60</sup>, Z. Wolffs <sup>115</sup>, J. Wollrath<sup>160</sup>, M.W. Wolter <sup>87</sup>, H. Wolters <sup>131a,131c</sup>, M.C. Wong<sup>137</sup>, E.L. Woodward <sup>41</sup>, S.D. Worm <sup>48</sup>, B.K. Wosiek <sup>87</sup>, K.W. Woźniak <sup>87</sup>, S. Wozniowski <sup>55</sup>, K. Wraight <sup>59</sup>, C. Wu <sup>20</sup>, M. Wu <sup>14d</sup>, M. Wu <sup>114</sup>, S.L. Wu <sup>171</sup>, X. Wu <sup>56</sup>, Y. Wu <sup>62a</sup>, Z. Wu <sup>4</sup>, J. Wuerzinger <sup>111,ab</sup>, T.R. Wyatt <sup>102</sup>, B.M. Wynne <sup>52</sup>, S. Xella <sup>42</sup>, L. Xia <sup>14c</sup>, M. Xia <sup>14b</sup>, J. Xiang <sup>64c</sup>, M. Xie <sup>62a</sup>, S. Xin <sup>14a,14e</sup>, A. Xiong <sup>124</sup>, J. Xiong <sup>17a</sup>, D. Xu <sup>14a</sup>, H. Xu <sup>62a</sup>, L. Xu <sup>62a</sup>, R. Xu <sup>129</sup>, T. Xu <sup>107</sup>, Y. Xu <sup>14b</sup>, Z. Xu <sup>52</sup>, Z. Xu <sup>14c</sup>, B. Yabsley <sup>148</sup>, S. Yacoob <sup>33a</sup>, Y. Yamaguchi <sup>155</sup>, E. Yamashita <sup>154</sup>, H. Yamauchi <sup>158</sup>, T. Yamazaki <sup>17a</sup>, Y. Yamazaki <sup>85</sup>, J. Yan <sup>62c</sup>, S. Yan <sup>59</sup>, Z. Yan <sup>104</sup>, H.J. Yang <sup>62c,62d</sup>, H.T. Yang <sup>62a</sup>, S. Yang <sup>62a</sup>, T. Yang <sup>64c</sup>, X. Yang <sup>36</sup>, X. Yang <sup>14a</sup>, Y. Yang <sup>44</sup>, Y. Yang <sup>62a</sup>, Z. Yang <sup>62a</sup>, W-M. Yao <sup>17a</sup>, H. Ye <sup>14c</sup>, H. Ye <sup>55</sup>, J. Ye <sup>14a</sup>, S. Ye <sup>29</sup>, X. Ye <sup>62a</sup>, Y. Yeh <sup>97</sup>, I. Yeletsikh <sup>38</sup>, B.K. Yeo <sup>17b</sup>, M.R. Yexley <sup>97</sup>, T.P. Yildirim <sup>127</sup>, P. Yin <sup>41</sup>, K. Yorita <sup>169</sup>, S. Younas <sup>27b</sup>, C.J.S. Young <sup>36</sup>, C. Young <sup>144</sup>, C. Yu <sup>14a,14e</sup>, Y. Yu <sup>62a</sup>, M. Yuan <sup>107</sup>, R. Yuan <sup>62d,62c</sup>, L. Yue <sup>97</sup>, M. Zaazoua <sup>62a</sup>, B. Zabinski <sup>87</sup>, E. Zaid<sup>52</sup>, Z.K. Zak <sup>87</sup>, T. Zakareishvili <sup>164</sup>, N. Zakharchuk <sup>34</sup>, S. Zambito <sup>56</sup>, J.A. Zamora Saa <sup>138d,138b</sup>, J. Zang <sup>154</sup>, D. Zanzi <sup>54</sup>, O. Zaplatilek <sup>133</sup>, C. Zeitnitz <sup>172</sup>, H. Zeng <sup>14a</sup>, J.C. Zeng <sup>163</sup>, D.T. Zenger Jr <sup>26</sup>, O. Zenin <sup>37</sup>, T. Ženiš <sup>28a</sup>, S. Zenz <sup>95</sup>, S. Zerradi <sup>35a</sup>, D. Zerwas <sup>66</sup>, M. Zhai <sup>14a,14e</sup>, D.F. Zhang <sup>140</sup>, J. Zhang <sup>62b</sup>, J. Zhang <sup>6</sup>, K. Zhang <sup>14a,14e</sup>, L. Zhang <sup>62a</sup>, L. Zhang <sup>14c</sup>, P. Zhang <sup>14a,14e</sup>, R. Zhang <sup>171</sup>, S. Zhang <sup>107</sup>, S. Zhang <sup>90</sup>, T. Zhang <sup>154</sup>, X. Zhang <sup>62c</sup>, X. Zhang <sup>62b</sup>, Y. Zhang <sup>62c</sup>, Y. Zhang <sup>97</sup>, Y. Zhang <sup>14c</sup>, Z. Zhang <sup>17a</sup>, Z. Zhang <sup>62b</sup>, Z. Zhang <sup>66</sup>, H. Zhao <sup>139</sup>, T. Zhao <sup>62b</sup>, Y. Zhao <sup>137</sup>, Z. Zhao <sup>62a</sup>, Z. Zhao <sup>62a</sup>, A. Zhemchugov <sup>38</sup>, J. Zheng <sup>14c</sup>, K. Zheng <sup>163</sup>, X. Zheng <sup>62a</sup>, Z. Zheng <sup>144</sup>, D. Zhong <sup>163</sup>, B. Zhou <sup>107</sup>, H. Zhou <sup>7</sup>, N. Zhou <sup>62c</sup>, Y. Zhou <sup>14b</sup>, Y. Zhou <sup>14c</sup>, Y. Zhou<sup>7</sup>, C.G. Zhu <sup>62b</sup>, J. Zhu <sup>107</sup>, X. Zhu<sup>62d</sup>, Y. Zhu <sup>62c</sup>, Y. Zhu <sup>62a</sup>, X. Zhuang <sup>14a</sup>, K. Zhukov <sup>37</sup>, N.I. Zimine <sup>38</sup>, J. Zinsser <sup>63b</sup>, M. Ziolkowski <sup>142</sup>, L. Živković <sup>15</sup>, A. Zoccoli <sup>23b,23a</sup>, K. Zoch <sup>61</sup>, T.G. Zorbas <sup>140</sup>, O. Zormpa <sup>46</sup>, W. Zou <sup>41</sup>, L. Zwalinski <sup>36</sup>.

<sup>1</sup>Department of Physics, University of Adelaide, Adelaide; Australia.

<sup>2</sup>Department of Physics, University of Alberta, Edmonton AB; Canada.

<sup>3(a)</sup>Department of Physics, Ankara University, Ankara; <sup>(b)</sup>Division of Physics, TOBB University of Economics and Technology, Ankara; Türkiye.

<sup>4</sup>LAPP, Université Savoie Mont Blanc, CNRS/IN2P3, Annecy; France.

<sup>5</sup>APC, Université Paris Cité, CNRS/IN2P3, Paris; France.

<sup>6</sup>High Energy Physics Division, Argonne National Laboratory, Argonne IL; United States of America.

<sup>7</sup>Department of Physics, University of Arizona, Tucson AZ; United States of America.

<sup>8</sup>Department of Physics, University of Texas at Arlington, Arlington TX; United States of America.

<sup>9</sup>Physics Department, National and Kapodistrian University of Athens, Athens; Greece.

<sup>10</sup>Physics Department, National Technical University of Athens, Zografou; Greece.

<sup>11</sup>Department of Physics, University of Texas at Austin, Austin TX; United States of America.

<sup>12</sup>Institute of Physics, Azerbaijan Academy of Sciences, Baku; Azerbaijan.

<sup>13</sup>Institut de Física d'Altes Energies (IFAE), Barcelona Institute of Science and Technology, Barcelona; Spain.

<sup>14(a)</sup>Institute of High Energy Physics, Chinese Academy of Sciences, Beijing; <sup>(b)</sup>Physics Department, Tsinghua University, Beijing; <sup>(c)</sup>Department of Physics, Nanjing University, Nanjing; <sup>(d)</sup>School of Science, Shenzhen Campus of Sun Yat-sen University; <sup>(e)</sup>University of Chinese Academy of Science (UCAS), Beijing; China.

<sup>15</sup>Institute of Physics, University of Belgrade, Belgrade; Serbia.

<sup>16</sup>Department for Physics and Technology, University of Bergen, Bergen; Norway.

- <sup>17</sup>(*a*) Physics Division, Lawrence Berkeley National Laboratory, Berkeley CA; (*b*) University of California, Berkeley CA; United States of America.
- <sup>18</sup>Institut für Physik, Humboldt Universität zu Berlin, Berlin; Germany.
- <sup>19</sup>Albert Einstein Center for Fundamental Physics and Laboratory for High Energy Physics, University of Bern, Bern; Switzerland.
- <sup>20</sup>School of Physics and Astronomy, University of Birmingham, Birmingham; United Kingdom.
- <sup>21</sup>(*a*) Department of Physics, Bogazici University, Istanbul; (*b*) Department of Physics Engineering, Gaziantep University, Gaziantep; (*c*) Department of Physics, Istanbul University, Istanbul; Türkiye.
- <sup>22</sup>(*a*) Facultad de Ciencias y Centro de Investigaciones, Universidad Antonio Nariño, Bogotá; (*b*) Departamento de Física, Universidad Nacional de Colombia, Bogotá; Colombia.
- <sup>23</sup>(*a*) Dipartimento di Fisica e Astronomia A. Righi, Università di Bologna, Bologna; (*b*) INFN Sezione di Bologna; Italy.
- <sup>24</sup>Physikalisches Institut, Universität Bonn, Bonn; Germany.
- <sup>25</sup>Department of Physics, Boston University, Boston MA; United States of America.
- <sup>26</sup>Department of Physics, Brandeis University, Waltham MA; United States of America.
- <sup>27</sup>(*a*) Transilvania University of Brasov, Brasov; (*b*) Horia Hulubei National Institute of Physics and Nuclear Engineering, Bucharest; (*c*) Department of Physics, Alexandru Ioan Cuza University of Iasi, Iasi; (*d*) National Institute for Research and Development of Isotopic and Molecular Technologies, Physics Department, Cluj-Napoca; (*e*) National University of Science and Technology Politehnica, Bucharest; (*f*) West University in Timisoara, Timisoara; (*g*) Faculty of Physics, University of Bucharest, Bucharest; Romania.
- <sup>28</sup>(*a*) Faculty of Mathematics, Physics and Informatics, Comenius University, Bratislava; (*b*) Department of Subnuclear Physics, Institute of Experimental Physics of the Slovak Academy of Sciences, Kosice; Slovak Republic.
- <sup>29</sup>Physics Department, Brookhaven National Laboratory, Upton NY; United States of America.
- <sup>30</sup>Universidad de Buenos Aires, Facultad de Ciencias Exactas y Naturales, Departamento de Física, y CONICET, Instituto de Física de Buenos Aires (IFIBA), Buenos Aires; Argentina.
- <sup>31</sup>California State University, CA; United States of America.
- <sup>32</sup>Cavendish Laboratory, University of Cambridge, Cambridge; United Kingdom.
- <sup>33</sup>(*a*) Department of Physics, University of Cape Town, Cape Town; (*b*) iThemba Labs, Western Cape; (*c*) Department of Mechanical Engineering Science, University of Johannesburg, Johannesburg; (*d*) National Institute of Physics, University of the Philippines Diliman (Philippines); (*e*) University of South Africa, Department of Physics, Pretoria; (*f*) University of Zululand, KwaDlangezwa; (*g*) School of Physics, University of the Witwatersrand, Johannesburg; South Africa.
- <sup>34</sup>Department of Physics, Carleton University, Ottawa ON; Canada.
- <sup>35</sup>(*a*) Faculté des Sciences Ain Chock, Réseau Universitaire de Physique des Hautes Energies - Université Hassan II, Casablanca; (*b*) Faculté des Sciences, Université Ibn-Tofail, Kénitra; (*c*) Faculté des Sciences Semailia, Université Cadi Ayyad, LPHEA-Marrakech; (*d*) LPMR, Faculté des Sciences, Université Mohamed Premier, Oujda; (*e*) Faculté des sciences, Université Mohammed V, Rabat; (*f*) Institute of Applied Physics, Mohammed VI Polytechnic University, Ben Guerir; Morocco.
- <sup>36</sup>CERN, Geneva; Switzerland.
- <sup>37</sup>Affiliated with an institute covered by a cooperation agreement with CERN.
- <sup>38</sup>Affiliated with an international laboratory covered by a cooperation agreement with CERN.
- <sup>39</sup>Enrico Fermi Institute, University of Chicago, Chicago IL; United States of America.
- <sup>40</sup>LPC, Université Clermont Auvergne, CNRS/IN2P3, Clermont-Ferrand; France.
- <sup>41</sup>Nevis Laboratory, Columbia University, Irvington NY; United States of America.
- <sup>42</sup>Niels Bohr Institute, University of Copenhagen, Copenhagen; Denmark.
- <sup>43</sup>(*a*) Dipartimento di Fisica, Università della Calabria, Rende; (*b*) INFN Gruppo Collegato di Cosenza,

Laboratori Nazionali di Frascati; Italy.

<sup>44</sup>Physics Department, Southern Methodist University, Dallas TX; United States of America.

<sup>45</sup>Physics Department, University of Texas at Dallas, Richardson TX; United States of America.

<sup>46</sup>National Centre for Scientific Research "Demokritos", Agia Paraskevi; Greece.

<sup>47</sup>(<sup>a</sup>) Department of Physics, Stockholm University; (<sup>b</sup>) Oskar Klein Centre, Stockholm; Sweden.

<sup>48</sup>Deutsches Elektronen-Synchrotron DESY, Hamburg and Zeuthen; Germany.

<sup>49</sup>Fakultät Physik, Technische Universität Dortmund, Dortmund; Germany.

<sup>50</sup>Institut für Kern- und Teilchenphysik, Technische Universität Dresden, Dresden; Germany.

<sup>51</sup>Department of Physics, Duke University, Durham NC; United States of America.

<sup>52</sup>SUPA - School of Physics and Astronomy, University of Edinburgh, Edinburgh; United Kingdom.

<sup>53</sup>INFN e Laboratori Nazionali di Frascati, Frascati; Italy.

<sup>54</sup>Physikalisches Institut, Albert-Ludwigs-Universität Freiburg, Freiburg; Germany.

<sup>55</sup>II. Physikalisches Institut, Georg-August-Universität Göttingen, Göttingen; Germany.

<sup>56</sup>Département de Physique Nucléaire et Corpusculaire, Université de Genève, Genève; Switzerland.

<sup>57</sup>(<sup>a</sup>) Dipartimento di Fisica, Università di Genova, Genova; (<sup>b</sup>) INFN Sezione di Genova; Italy.

<sup>58</sup>II. Physikalisches Institut, Justus-Liebig-Universität Giessen, Giessen; Germany.

<sup>59</sup>SUPA - School of Physics and Astronomy, University of Glasgow, Glasgow; United Kingdom.

<sup>60</sup>LPSC, Université Grenoble Alpes, CNRS/IN2P3, Grenoble INP, Grenoble; France.

<sup>61</sup>Laboratory for Particle Physics and Cosmology, Harvard University, Cambridge MA; United States of America.

<sup>62</sup>(<sup>a</sup>) Department of Modern Physics and State Key Laboratory of Particle Detection and Electronics, University of Science and Technology of China, Hefei; (<sup>b</sup>) Institute of Frontier and Interdisciplinary Science and Key Laboratory of Particle Physics and Particle Irradiation (MOE), Shandong University, Qingdao; (<sup>c</sup>) School of Physics and Astronomy, Shanghai Jiao Tong University, Key Laboratory for Particle Astrophysics and Cosmology (MOE), SKLPPC, Shanghai; (<sup>d</sup>) Tsung-Dao Lee Institute, Shanghai; (<sup>e</sup>) School of Physics and Microelectronics, Zhengzhou University; China.

<sup>63</sup>(<sup>a</sup>) Kirchhoff-Institut für Physik, Ruprecht-Karls-Universität Heidelberg, Heidelberg; (<sup>b</sup>) Physikalisches Institut, Ruprecht-Karls-Universität Heidelberg, Heidelberg; Germany.

<sup>64</sup>(<sup>a</sup>) Department of Physics, Chinese University of Hong Kong, Shatin, N.T., Hong Kong; (<sup>b</sup>) Department of Physics, University of Hong Kong, Hong Kong; (<sup>c</sup>) Department of Physics and Institute for Advanced Study, Hong Kong University of Science and Technology, Clear Water Bay, Kowloon, Hong Kong; China.

<sup>65</sup>Department of Physics, National Tsing Hua University, Hsinchu; Taiwan.

<sup>66</sup>IJCLab, Université Paris-Saclay, CNRS/IN2P3, 91405, Orsay; France.

<sup>67</sup>Centro Nacional de Microelectrónica (IMB-CNM-CSIC), Barcelona; Spain.

<sup>68</sup>Department of Physics, Indiana University, Bloomington IN; United States of America.

<sup>69</sup>(<sup>a</sup>) INFN Gruppo Collegato di Udine, Sezione di Trieste, Udine; (<sup>b</sup>) ICTP, Trieste; (<sup>c</sup>) Dipartimento Politecnico di Ingegneria e Architettura, Università di Udine, Udine; Italy.

<sup>70</sup>(<sup>a</sup>) INFN Sezione di Lecce; (<sup>b</sup>) Dipartimento di Matematica e Fisica, Università del Salento, Lecce; Italy.

<sup>71</sup>(<sup>a</sup>) INFN Sezione di Milano; (<sup>b</sup>) Dipartimento di Fisica, Università di Milano, Milano; Italy.

<sup>72</sup>(<sup>a</sup>) INFN Sezione di Napoli; (<sup>b</sup>) Dipartimento di Fisica, Università di Napoli, Napoli; Italy.

<sup>73</sup>(<sup>a</sup>) INFN Sezione di Pavia; (<sup>b</sup>) Dipartimento di Fisica, Università di Pavia, Pavia; Italy.

<sup>74</sup>(<sup>a</sup>) INFN Sezione di Pisa; (<sup>b</sup>) Dipartimento di Fisica E. Fermi, Università di Pisa, Pisa; Italy.

<sup>75</sup>(<sup>a</sup>) INFN Sezione di Roma; (<sup>b</sup>) Dipartimento di Fisica, Sapienza Università di Roma, Roma; Italy.

<sup>76</sup>(<sup>a</sup>) INFN Sezione di Roma Tor Vergata; (<sup>b</sup>) Dipartimento di Fisica, Università di Roma Tor Vergata, Roma; Italy.

<sup>77</sup>(<sup>a</sup>) INFN Sezione di Roma Tre; (<sup>b</sup>) Dipartimento di Matematica e Fisica, Università Roma Tre, Roma; Italy.

- <sup>78(a)</sup> INFN-TIFPA; <sup>(b)</sup> Università degli Studi di Trento, Trento; Italy.
- <sup>79</sup> Universität Innsbruck, Department of Astro and Particle Physics, Innsbruck; Austria.
- <sup>80</sup> University of Iowa, Iowa City IA; United States of America.
- <sup>81</sup> Department of Physics and Astronomy, Iowa State University, Ames IA; United States of America.
- <sup>82</sup> İstinye University, Sarıyer, Istanbul; Türkiye.
- <sup>83(a)</sup> Departamento de Engenharia Elétrica, Universidade Federal de Juiz de Fora (UFJF), Juiz de Fora; <sup>(b)</sup> Universidade Federal do Rio De Janeiro COPPE/EE/IF, Rio de Janeiro; <sup>(c)</sup> Instituto de Física, Universidade de São Paulo, São Paulo; <sup>(d)</sup> Rio de Janeiro State University, Rio de Janeiro; <sup>(e)</sup> Federal University of Bahia, Bahia; Brazil.
- <sup>84</sup> KEK, High Energy Accelerator Research Organization, Tsukuba; Japan.
- <sup>85</sup> Graduate School of Science, Kobe University, Kobe; Japan.
- <sup>86(a)</sup> AGH University of Krakow, Faculty of Physics and Applied Computer Science, Krakow; <sup>(b)</sup> Marian Smoluchowski Institute of Physics, Jagiellonian University, Krakow; Poland.
- <sup>87</sup> Institute of Nuclear Physics Polish Academy of Sciences, Krakow; Poland.
- <sup>88</sup> Faculty of Science, Kyoto University, Kyoto; Japan.
- <sup>89</sup> Research Center for Advanced Particle Physics and Department of Physics, Kyushu University, Fukuoka ; Japan.
- <sup>90</sup> L2IT, Université de Toulouse, CNRS/IN2P3, UPS, Toulouse; France.
- <sup>91</sup> Instituto de Física La Plata, Universidad Nacional de La Plata and CONICET, La Plata; Argentina.
- <sup>92</sup> Physics Department, Lancaster University, Lancaster; United Kingdom.
- <sup>93</sup> Oliver Lodge Laboratory, University of Liverpool, Liverpool; United Kingdom.
- <sup>94</sup> Department of Experimental Particle Physics, Jožef Stefan Institute and Department of Physics, University of Ljubljana, Ljubljana; Slovenia.
- <sup>95</sup> School of Physics and Astronomy, Queen Mary University of London, London; United Kingdom.
- <sup>96</sup> Department of Physics, Royal Holloway University of London, Egham; United Kingdom.
- <sup>97</sup> Department of Physics and Astronomy, University College London, London; United Kingdom.
- <sup>98</sup> Louisiana Tech University, Ruston LA; United States of America.
- <sup>99</sup> Fysiska institutionen, Lunds universitet, Lund; Sweden.
- <sup>100</sup> Departamento de Física Teórica C-15 and CIAFF, Universidad Autónoma de Madrid, Madrid; Spain.
- <sup>101</sup> Institut für Physik, Universität Mainz, Mainz; Germany.
- <sup>102</sup> School of Physics and Astronomy, University of Manchester, Manchester; United Kingdom.
- <sup>103</sup> CPPM, Aix-Marseille Université, CNRS/IN2P3, Marseille; France.
- <sup>104</sup> Department of Physics, University of Massachusetts, Amherst MA; United States of America.
- <sup>105</sup> Department of Physics, McGill University, Montreal QC; Canada.
- <sup>106</sup> School of Physics, University of Melbourne, Victoria; Australia.
- <sup>107</sup> Department of Physics, University of Michigan, Ann Arbor MI; United States of America.
- <sup>108</sup> Department of Physics and Astronomy, Michigan State University, East Lansing MI; United States of America.
- <sup>109</sup> Group of Particle Physics, University of Montreal, Montreal QC; Canada.
- <sup>110</sup> Fakultät für Physik, Ludwig-Maximilians-Universität München, München; Germany.
- <sup>111</sup> Max-Planck-Institut für Physik (Werner-Heisenberg-Institut), München; Germany.
- <sup>112</sup> Graduate School of Science and Kobayashi-Maskawa Institute, Nagoya University, Nagoya; Japan.
- <sup>113</sup> Department of Physics and Astronomy, University of New Mexico, Albuquerque NM; United States of America.
- <sup>114</sup> Institute for Mathematics, Astrophysics and Particle Physics, Radboud University/Nikhef, Nijmegen; Netherlands.
- <sup>115</sup> Nikhef National Institute for Subatomic Physics and University of Amsterdam, Amsterdam;

Netherlands.

<sup>116</sup>Department of Physics, Northern Illinois University, DeKalb IL; United States of America.

<sup>117</sup>(<sup>a</sup>) New York University Abu Dhabi, Abu Dhabi; (<sup>b</sup>) United Arab Emirates University, Al Ain; United Arab Emirates.

<sup>118</sup>Department of Physics, New York University, New York NY; United States of America.

<sup>119</sup>Ochanomizu University, Otsuka, Bunkyo-ku, Tokyo; Japan.

<sup>120</sup>Ohio State University, Columbus OH; United States of America.

<sup>121</sup>Homer L. Dodge Department of Physics and Astronomy, University of Oklahoma, Norman OK; United States of America.

<sup>122</sup>Department of Physics, Oklahoma State University, Stillwater OK; United States of America.

<sup>123</sup>Palacký University, Joint Laboratory of Optics, Olomouc; Czech Republic.

<sup>124</sup>Institute for Fundamental Science, University of Oregon, Eugene, OR; United States of America.

<sup>125</sup>Graduate School of Science, Osaka University, Osaka; Japan.

<sup>126</sup>Department of Physics, University of Oslo, Oslo; Norway.

<sup>127</sup>Department of Physics, Oxford University, Oxford; United Kingdom.

<sup>128</sup>LPNHE, Sorbonne Université, Université Paris Cité, CNRS/IN2P3, Paris; France.

<sup>129</sup>Department of Physics, University of Pennsylvania, Philadelphia PA; United States of America.

<sup>130</sup>Department of Physics and Astronomy, University of Pittsburgh, Pittsburgh PA; United States of America.

<sup>131</sup>(<sup>a</sup>) Laboratório de Instrumentação e Física Experimental de Partículas - LIP, Lisboa; (<sup>b</sup>) Departamento de Física, Faculdade de Ciências, Universidade de Lisboa, Lisboa; (<sup>c</sup>) Departamento de Física, Universidade de Coimbra, Coimbra; (<sup>d</sup>) Centro de Física Nuclear da Universidade de Lisboa, Lisboa; (<sup>e</sup>) Departamento de Física, Universidade do Minho, Braga; (<sup>f</sup>) Departamento de Física Teórica y del Cosmos, Universidad de Granada, Granada (Spain); (<sup>g</sup>) Departamento de Física, Instituto Superior Técnico, Universidade de Lisboa, Lisboa; Portugal.

<sup>132</sup>Institute of Physics of the Czech Academy of Sciences, Prague; Czech Republic.

<sup>133</sup>Czech Technical University in Prague, Prague; Czech Republic.

<sup>134</sup>Charles University, Faculty of Mathematics and Physics, Prague; Czech Republic.

<sup>135</sup>Particle Physics Department, Rutherford Appleton Laboratory, Didcot; United Kingdom.

<sup>136</sup>IRFU, CEA, Université Paris-Saclay, Gif-sur-Yvette; France.

<sup>137</sup>Santa Cruz Institute for Particle Physics, University of California Santa Cruz, Santa Cruz CA; United States of America.

<sup>138</sup>(<sup>a</sup>) Departamento de Física, Pontificia Universidad Católica de Chile, Santiago; (<sup>b</sup>) Millennium Institute for Subatomic physics at high energy frontier (SAPHIR), Santiago; (<sup>c</sup>) Instituto de Investigación Multidisciplinario en Ciencia y Tecnología, y Departamento de Física, Universidad de La Serena; (<sup>d</sup>) Universidad Andres Bello, Department of Physics, Santiago; (<sup>e</sup>) Instituto de Alta Investigación, Universidad de Tarapacá, Arica; (<sup>f</sup>) Departamento de Física, Universidad Técnica Federico Santa María, Valparaíso; Chile.

<sup>139</sup>Department of Physics, University of Washington, Seattle WA; United States of America.

<sup>140</sup>Department of Physics and Astronomy, University of Sheffield, Sheffield; United Kingdom.

<sup>141</sup>Department of Physics, Shinshu University, Nagano; Japan.

<sup>142</sup>Department Physik, Universität Siegen, Siegen; Germany.

<sup>143</sup>Department of Physics, Simon Fraser University, Burnaby BC; Canada.

<sup>144</sup>SLAC National Accelerator Laboratory, Stanford CA; United States of America.

<sup>145</sup>Department of Physics, Royal Institute of Technology, Stockholm; Sweden.

<sup>146</sup>Departments of Physics and Astronomy, Stony Brook University, Stony Brook NY; United States of America.

- <sup>147</sup>Department of Physics and Astronomy, University of Sussex, Brighton; United Kingdom.
- <sup>148</sup>School of Physics, University of Sydney, Sydney; Australia.
- <sup>149</sup>Institute of Physics, Academia Sinica, Taipei; Taiwan.
- <sup>150</sup>(<sup>a</sup>) E. Andronikashvili Institute of Physics, Iv. Javakhishvili Tbilisi State University, Tbilisi; (<sup>b</sup>) High Energy Physics Institute, Tbilisi State University, Tbilisi; (<sup>c</sup>) University of Georgia, Tbilisi; Georgia.
- <sup>151</sup>Department of Physics, Technion, Israel Institute of Technology, Haifa; Israel.
- <sup>152</sup>Raymond and Beverly Sackler School of Physics and Astronomy, Tel Aviv University, Tel Aviv; Israel.
- <sup>153</sup>Department of Physics, Aristotle University of Thessaloniki, Thessaloniki; Greece.
- <sup>154</sup>International Center for Elementary Particle Physics and Department of Physics, University of Tokyo, Tokyo; Japan.
- <sup>155</sup>Department of Physics, Tokyo Institute of Technology, Tokyo; Japan.
- <sup>156</sup>Department of Physics, University of Toronto, Toronto ON; Canada.
- <sup>157</sup>(<sup>a</sup>) TRIUMF, Vancouver BC; (<sup>b</sup>) Department of Physics and Astronomy, York University, Toronto ON; Canada.
- <sup>158</sup>Division of Physics and Tomonaga Center for the History of the Universe, Faculty of Pure and Applied Sciences, University of Tsukuba, Tsukuba; Japan.
- <sup>159</sup>Department of Physics and Astronomy, Tufts University, Medford MA; United States of America.
- <sup>160</sup>Department of Physics and Astronomy, University of California Irvine, Irvine CA; United States of America.
- <sup>161</sup>University of Sharjah, Sharjah; United Arab Emirates.
- <sup>162</sup>Department of Physics and Astronomy, University of Uppsala, Uppsala; Sweden.
- <sup>163</sup>Department of Physics, University of Illinois, Urbana IL; United States of America.
- <sup>164</sup>Instituto de Física Corpuscular (IFIC), Centro Mixto Universidad de Valencia - CSIC, Valencia; Spain.
- <sup>165</sup>Department of Physics, University of British Columbia, Vancouver BC; Canada.
- <sup>166</sup>Department of Physics and Astronomy, University of Victoria, Victoria BC; Canada.
- <sup>167</sup>Fakultät für Physik und Astronomie, Julius-Maximilians-Universität Würzburg, Würzburg; Germany.
- <sup>168</sup>Department of Physics, University of Warwick, Coventry; United Kingdom.
- <sup>169</sup>Waseda University, Tokyo; Japan.
- <sup>170</sup>Department of Particle Physics and Astrophysics, Weizmann Institute of Science, Rehovot; Israel.
- <sup>171</sup>Department of Physics, University of Wisconsin, Madison WI; United States of America.
- <sup>172</sup>Fakultät für Mathematik und Naturwissenschaften, Fachgruppe Physik, Bergische Universität Wuppertal, Wuppertal; Germany.
- <sup>173</sup>Department of Physics, Yale University, New Haven CT; United States of America.
- <sup>a</sup> Also Affiliated with an institute covered by a cooperation agreement with CERN.
- <sup>b</sup> Also at An-Najah National University, Nablus; Palestine.
- <sup>c</sup> Also at Borough of Manhattan Community College, City University of New York, New York NY; United States of America.
- <sup>d</sup> Also at Center for Interdisciplinary Research and Innovation (CIRI-AUTH), Thessaloniki; Greece.
- <sup>e</sup> Also at Centro Studi e Ricerche Enrico Fermi; Italy.
- <sup>f</sup> Also at CERN, Geneva; Switzerland.
- <sup>g</sup> Also at Département de Physique Nucléaire et Corpusculaire, Université de Genève, Genève; Switzerland.
- <sup>h</sup> Also at Departament de Física de la Universitat Autònoma de Barcelona, Barcelona; Spain.
- <sup>i</sup> Also at Department of Financial and Management Engineering, University of the Aegean, Chios; Greece.
- <sup>j</sup> Also at Department of Physics, California State University, Sacramento; United States of America.
- <sup>k</sup> Also at Department of Physics, King's College London, London; United Kingdom.
- <sup>l</sup> Also at Department of Physics, Stanford University, Stanford CA; United States of America.



- <sup>m</sup> Also at Department of Physics, Stellenbosch University; South Africa.
- <sup>n</sup> Also at Department of Physics, University of Fribourg, Fribourg; Switzerland.
- <sup>o</sup> Also at Department of Physics, University of Thessaly; Greece.
- <sup>p</sup> Also at Department of Physics, Westmont College, Santa Barbara; United States of America.
- <sup>q</sup> Also at Hellenic Open University, Patras; Greece.
- <sup>r</sup> Also at Institutio Catalana de Recerca i Estudis Avancats, ICREA, Barcelona; Spain.
- <sup>s</sup> Also at Institut für Experimentalphysik, Universität Hamburg, Hamburg; Germany.
- <sup>t</sup> Also at Institute for Nuclear Research and Nuclear Energy (INRNE) of the Bulgarian Academy of Sciences, Sofia; Bulgaria.
- <sup>u</sup> Also at Institute of Applied Physics, Mohammed VI Polytechnic University, Ben Guerir; Morocco.
- <sup>v</sup> Also at Institute of Particle Physics (IPP); Canada.
- <sup>w</sup> Also at Institute of Physics and Technology, Mongolian Academy of Sciences, Ulaanbaatar; Mongolia.
- <sup>x</sup> Also at Institute of Physics, Azerbaijan Academy of Sciences, Baku; Azerbaijan.
- <sup>y</sup> Also at Institute of Theoretical Physics, Ilia State University, Tbilisi; Georgia.
- <sup>z</sup> Also at Lawrence Livermore National Laboratory, Livermore; United States of America.
- <sup>aa</sup> Also at National Institute of Physics, University of the Philippines Diliman (Philippines); Philippines.
- <sup>ab</sup> Also at Technical University of Munich, Munich; Germany.
- <sup>ac</sup> Also at The Collaborative Innovation Center of Quantum Matter (CICQM), Beijing; China.
- <sup>ad</sup> Also at TRIUMF, Vancouver BC; Canada.
- <sup>ae</sup> Also at Università di Napoli Parthenope, Napoli; Italy.
- <sup>af</sup> Also at University of Colorado Boulder, Department of Physics, Colorado; United States of America.
- <sup>ag</sup> Also at Washington College, Chestertown, MD; United States of America.
- <sup>ah</sup> Also at Yeditepe University, Physics Department, Istanbul; Türkiye.
- \* Deceased