

Exact Tunneling Solutions in Multi-Field Potentials

J.R. Espinosa^a, T. Konstandin^b

^a *Instituto de Física Teórica, IFT-UAM/CSIC,*

C/ Nicolás Cabrera 13-15, Campus de Cantoblanco, 28049, Madrid, Spain

^b *Deutsches Elektronen-Synchrotron DESY, Notkestr. 85, 22607 Hamburg, Germany*

Abstract

The tunneling potential formalism makes it easy to construct exact solutions to the vacuum decay problem in potentials with multiple fields. While some exact solutions for single-field decays were known, we present the first nontrivial analytic examples with two and three scalar fields, and show how the method can be generalized to include gravitational corrections. Our results illuminate some analytic properties of the tunneling potential functions and can have a number of uses, among others: to serve as simple approximations to realistic potentials; to learn about parametric dependences of decay rates; to check conjectures on vacuum decay; as benchmarks for multi-field numerical codes; or to study holographic interpretations of vacuum decay.

1 Introduction

Vacuum decay via quantum tunneling is a ubiquitous phenomenon which is relevant in many areas of particle physics and cosmology (as well as condensed matter systems). A cursory look at the references to the pioneering work of Coleman [1] (without gravity) and Coleman and De Luccia [2] (with gravity) corroborates this. From cosmological phase transitions and their observational imprints, to particle physics scenarios beyond the standard model featuring multiple vacua; from the population of the string landscape to the AdS/CFT correspondence, there is a vast range of physical systems where decay of metastable states is of central importance. Exact solutions to the tunneling problem (beyond the thin-wall limit) are useful for several reasons:

1) They can be good approximations to more complicated situations and allow a parametric understanding of the real problem. One relevant example is the (negative) quartic potential $V = -(\lambda/4)\varphi^4$ which is a simple approximation to the potential of the Higgs field at field values much larger than the electroweak scale (see *e.g.* [3]). This potential admits an exact tunneling solution (the Fubini instanton, in the Euclidean formulation of the decay problem) which allows to calculate the tunneling action for decay, $S = 8\pi^2/(3\lambda)$.

2) They can be used to learn about the analytic structure and parametric dependencies or the of decay rates. As one particular example, such analytically solvable potentials were used in [4] to study how the tunneling action scales with the size and widths of barriers both for single-field potentials and additive multi-field potentials. Another example can be found in [5], which explores analytically the parametric dependence of the tunneling action for the decay of the Standard Model vacuum including running of λ , gravitational corrections and a non-minimal coupling of the Higgs field to gravity.

3) They can be used to check (and discard) conjectures about some type of vacuum decay. For example, the negative quartic potential discussed in 1) above admits a family of tunneling instantons with degenerate action as a result of the scale invariance of the potential and one might conjecture that scale invariance is necessary to have such action degeneracy. However, [6] found a simple analytic counterexample to this (see subsection 7.5 of that paper).

4) They can serve as testbeds for numerical codes [7–12] that are often employed in practice, particularly for the study of multi-field potentials, for which one cannot rely on the overshoot/undershoot method to find solutions.

5) For the case with gravity, vacuum decay is associated to particular Coleman-De Luccia geometries [2]. Analytical examples of such geometries beyond thin-wall can be useful [14] to study the connection between bubble nucleation in eternal inflation and a Euclidean conformal field theory via a holographic duality [15]. Similarly, such examples can also be useful to study in detail Maldacena’s interpretation [16] of decays of a false vacuum into an AdS region in terms of a dual field theory living on an end of the world brane expanding into the false vacuum.

The aim of this paper is to provide a constructive method to generate exact solutions starting from the single field case. The main tool is the tunneling potential method that

provides an alternative description to tunneling [17] and takes the equations to a particularly simple form in the case with gravity [18].

2 Exact Tunneling Solutions for a Single Field

The tunneling potential method poses the determination of the tunneling action for the decay of a false vacuum of $V(\varphi)$ at φ_+ in the following form: find the (tunneling potential) function $V_t(\varphi)$, which goes from φ_+ to some φ_0 on the basin of the true vacuum at φ_- , and minimizes the action functional [17]

$$S[V_t] = 54\pi^2 \int_{\varphi_+}^{\varphi_0} \frac{(V - V_t)^2}{(-V_t')^3} d\varphi, \quad (1)$$

where we assume $\varphi_+ < \varphi_0 < \varphi_-$ and define $x' \equiv dx/d\varphi$. The method reproduces the Euclidean bounce result [1] and has a number of good properties. The ‘‘equation of motion’’ (EoM) for V_t is the Euler-Lagrange equation, $\delta S/\delta V_t = 0$, and reads

$$(4V_t' - 3V')V_t' + 6(V - V_t)V_t'' = 0. \quad (2)$$

The boundary conditions for the tunneling solution are

$$V_t(\varphi_+) = V(\varphi_+), \quad V_t'(\varphi_+) = V'(\varphi_+) = 0, \quad V_t(\varphi_0) = V(\varphi_0), \quad V_t'(\varphi_0) = \frac{3}{4}V'(\varphi_0). \quad (3)$$

Without loss of generality we can set $\varphi_+ = 0$ and $V(\varphi_+) = 0$.

To get exact tunneling solutions for a single scalar field φ we solve the equation

$$V(\varphi) = V_t(\varphi) + \frac{V_t'(\varphi)^2}{3} \int_{\varphi_0}^{\varphi} \frac{d\bar{\varphi}}{V_t'(\bar{\varphi})}, \quad (4)$$

where $V_t(\varphi)$ is a tunneling function simple enough for the integral to be solvable. The function V_t is a monotonically decreasing function that connects the false vacuum at $\varphi = 0$ to a point φ_0 in the basin of the true vacuum of V . It can be checked that (4) is indeed a solution to the tunneling potential EoM (2). The integration constant is fixed by the condition $V(0) = V_t(0)$.

If the integral in (4) can be performed, one can also obtain analytically the field profile, in the inverse form $r(\varphi)$. This follows from the relation $r^2 = 18(V - V_t)/V_t'^2$ [17] which, used in (4), gives

$$r^2(\varphi) = 6 \int_{\varphi_0}^{\varphi} \frac{d\bar{\varphi}}{V_t'(\bar{\varphi})}. \quad (5)$$

In some cases this relation can be inverted to get $\varphi(r)$ explicitly, as we will show below, but having (5) analytically is equally useful. In terms of $r^2(\varphi)$ we can rewrite the potential (4) as

$$V(\varphi) = V_t(\varphi) + \frac{1}{18}V_t'^2(\varphi)r^2(\varphi). \quad (6)$$

We show below some analytic examples for $V(\varphi)$ and the reader can produce new ones easily. Previous exact solutions with a single field, obtained via different methods, can be found in [19].

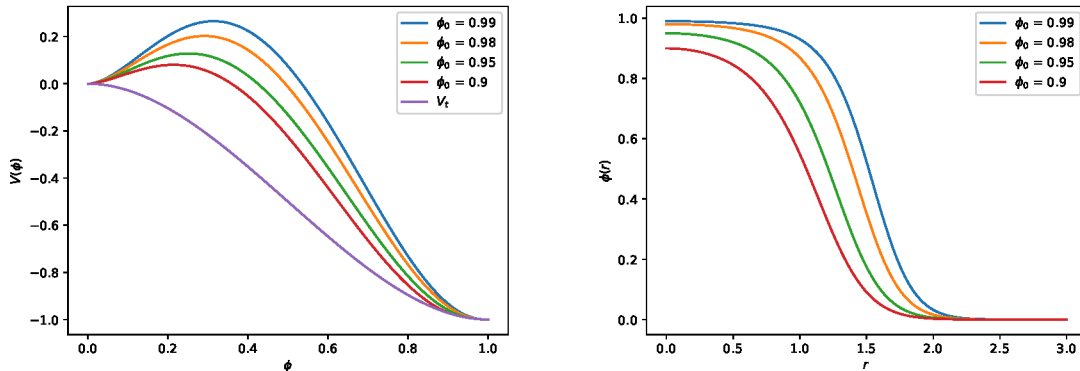


Figure 1: A simple polynomial single-field example. The tunneling potential V_t in (7) has a second minimum which allows to approach the thin-wall limit via $\phi_0 \rightarrow 1$.

2.1 Example A: Polynomial V_t

The simple monotonic tunneling potential function [17]

$$V_t = \varphi^2(2\varphi - 3) , \quad (7)$$

leads to

$$V = \varphi^2 \left[2\varphi - 3 + (1 - \varphi)^2 \log \frac{(1 - \varphi)^2 \varphi_0^2}{(1 - \varphi_0)^2 \varphi^2} \right] , \quad (8)$$

with $0 < \varphi_0 < 1$. The tunneling action is

$$S = -\frac{\pi^2}{3} \left[\varphi_0 + \text{Li}_2 \left(\frac{\varphi_0}{\varphi_0 - 1} \right) \right] , \quad (9)$$

and the bounce profile is obtained as

$$\varphi_B(r) = \frac{\varphi_0}{\varphi_0 + (1 - \varphi_0)e^{r^2}} = \frac{1 - 2e^{-R^2}}{1 - 2e^{-R^2} + e^{r^2 - R^2}} , \quad (10)$$

where R is the radius of the bounce, defined by $\varphi_B(R) = \varphi_0/2$. This example has a thin-wall limit for large radius R with φ_0 getting exponentially close to 1. The setup will reach the thin-wall limit by producing larger and larger barriers once the scalar potential V is reconstructed using (4). This is shown in fig 1.

A small drawback of this example is that the small field expansion of $V(\varphi)$ contains a $\varphi^2 \log \varphi$ term, so that the mass at the false vacuum is not properly defined. Although this is not a problem to test numerical codes, some examples below remedy this.

2.2 Example B: Trigonometric tunneling potential

The tunneling potential

$$V_t = -\sin^2 \varphi , \quad (11)$$

gives

$$V = \left[-1 + \frac{2}{3} \cos^2 \varphi \log \left(\frac{\tan \varphi_0}{\tan \varphi} \right) \right] \sin^2 \varphi , \quad (12)$$

with $0 < \varphi_0 < \pi/2$. The tunneling action is

$$S = \frac{\pi^2}{4} \left[\frac{\pi^2}{2} + 6 \log^2(\cot \varphi_0) + 3 \text{Li}_2(-\cot^2 \varphi_0) \right] , \quad (13)$$

and the bounce profile reads

$$\varphi_B(r) = \text{arccot} \left(e^{r^2/3} \cot \varphi_0 \right) = \text{arccot} \left(\frac{e^{r^2/3 - R^2/6}}{\sqrt{e^{R^2/3} - 2}} \right) , \quad (14)$$

where R is the radius of the bounce, defined by $\varphi_B(R) = \varphi_0/2$ and given in terms of φ_0 by $R^2 = 3 \log(1 + \sec \varphi_0)$. This example also has a thin-wall limit for large radius R (with $\varphi_0 \rightarrow \pi/2$). As in the previous example, the small field expansion of $V(\varphi)$ contains a $\varphi^2 \log \varphi$ term.

2.3 Example C: Finite mass

For

$$V_t(\varphi) = \frac{\varphi^2}{-1/2 + \log \varphi} , \quad (15)$$

we obtain

$$V(\varphi) = \frac{\varphi^2}{-1/2 + \log \varphi} + \frac{8\varphi^2(1 - \log \varphi)^2}{3(1 - 2 \log \varphi)^2} \left(2 \log^2 \varphi - 2 \log^2 \varphi_0 + \log \frac{1 - \log \varphi}{1 - \log \varphi_0} \right) , \quad (16)$$

with $0 < \varphi_0 < \sqrt{e}$. It can be checked that $V(\varphi) = \varphi^2/3 + \mathcal{O}(\varphi^2/\log \varphi)$ so that the mass at the false vacuum is well defined.

In this case the tunneling action cannot be calculated analytically but it can be simply calculated numerically. The field profile $\varphi(r)$ cannot be obtained analytically either, but its inverse function is

$$r^2(\varphi) = \frac{3}{4} \left(2 \log^2 \varphi - 2 \log^2 \varphi_0 + \log \frac{1 - \log \varphi}{1 - \log \varphi_0} \right) , \quad (17)$$

as can be read off from (16) using (6). This example does not admit a thin-wall limit though, since the tunneling potential does not feature a broken minimum.

2.4 Example D: Derivative of the tunneling potential

Another class of exact solutions can be obtained by starting from the derivative of the tunneling potential. For

$$V'_t(\varphi) = \frac{\varphi}{\log \varphi} , \quad (18)$$

we get

$$V_t(\varphi) = \text{Ei}(2 \log \varphi) , \quad (19)$$

where $\text{Ei}(x)$ is the exponential integral function, which leads to

$$V(\varphi) = \text{Ei}(2 \log \varphi) + \frac{1}{6} \varphi^2 \left(1 - \frac{\log^2 \varphi_0}{\log^2 \varphi} \right) , \quad (20)$$

with $0 < \varphi_0 < 1$. This potential has the small-field expansion $V(\varphi) = \varphi^2/6 + \mathcal{O}(\varphi^2/\log \varphi)$, so that the mass at the false vacuum is well defined. In this case the tunneling action can be obtained as

$$S = \frac{3\pi^2}{16} \left[-8 \text{Ei}(2 \log \varphi_0) \log^4 \varphi_0 + \varphi_0^2 (3 - 6 \log \varphi_0 + 2 \log^2 \varphi_0 + 4 \log^3 \varphi_0) \right] , \quad (21)$$

and the bounce profile can be obtained explicitly as

$$\varphi_B(r) = e^{-\sqrt{r^2/3 + \log^2 \varphi_0}} . \quad (22)$$

Again, this example does not admit a thin-wall limit, since the tunneling potential does not feature a broken minimum.

2.5 Example E: Finite mass with thin-wall limit

Although the last two examples do not admit a thin-wall limit, this is easily remedied by constructing a second local minimum in V_t . For this purpose, take

$$V'_t(\varphi) = \frac{\varphi(\varphi - 1)}{1 - \log \varphi} , \quad (23)$$

which is finite in $[0, 1]$ and has local minima at $\varphi = 0$ and $\varphi = 1$. This function integrates to

$$V_t = e^2 \text{Ei}(-2 + 2 \log \varphi) - e^3 \text{Ei}(-3 + 3 \log \varphi) , \quad (24)$$

and we finally get

$$V(\varphi) = e^2 \text{Ei}(-2 + 2 \log \varphi) - e^3 \text{Ei}(-3 + 3 \log \varphi) + \frac{(1 - \varphi)^2 \varphi^2}{18(1 - \log \varphi)^2} r^2(\varphi) , \quad (25)$$

with the bounce profile given implicitly by

$$r^2(\varphi) = 3 \left[2 \log \frac{(1 - \varphi)\varphi_0}{(1 - \varphi_0)\varphi} + \log^2 \varphi - \log^2 \varphi_0 + 2\text{Li}_2(1 - \varphi) - 2\text{Li}_2(1 - \varphi_0) \right] , \quad (26)$$

where $\text{Li}_2(z)$ is the dilogarithm function. The thin-wall limit is obtained by choosing φ_0 close to the second minimum, $\varphi_0 \rightarrow 1$.

3 From Single-Field Solution to Two-Field Solutions

3.1 Paths via curvature and transverse coordinate

Consider a multi-field potential with a false vacuum at $\phi_i = 0$, with $i = 1, \dots, N$. A tunneling V_t solution satisfies two equations [20]. One is the scalar single-field equation (2) where φ is now the arc-length along the decay trajectory, with

$$d\varphi^2 = \sum_{i=1}^N d\phi_i^2, \quad (27)$$

and $\varphi = 0$ at the false vacuum. The second (transverse and vectorial) equation reads

$$2(V - V_t)\phi'' = \nabla_T V, \quad (28)$$

where $\phi = \{\phi_1, \phi_2, \dots, \phi_N\}$, primes denote as before derivatives with respect to φ , and

$$\nabla_T V \equiv \nabla V - V' \phi'. \quad (29)$$

Equation (28) shows that the curvature of the decay path is determined by the gradient of the potential along the direction orthogonal to the path. In the two field case, this latter equation reduces to a scalar equation that can be written as

$$2(V - V_t)\theta' = -\partial V / \partial \phi_T, \quad (30)$$

where $\theta(\varphi)$ is the angle between ϕ' and ϕ_1 at point φ and ϕ_T is a (properly normalized) field variable transverse to the ϕ trajectory. In other words, we have

$$\phi' = (\cos \theta, \sin \theta), \quad \phi'' = (-\sin \theta, \cos \theta)\theta', \quad (31)$$

and θ' is nothing but the curvature of ϕ .

Now we assume that we know V and V_t along the decay trajectory, just by solving a single-field problem, as done in the previous section. Such single-field decay can be associated to an infinite number of two-field potentials. First, note that the path function $\theta(\varphi)$ is totally undetermined by the single-field solution and we can choose it at will. Second, as (30) holds only at the decay path, we have much freedom in integrating it to extend V along directions transverse to the decay path. A convenient family of solutions is

$$V_2(\varphi, \phi_T) = V(\varphi) - 2f(\phi_T)[V(\varphi) - V_t(\varphi)]\theta'(\varphi) + g(\phi_T, \varphi), \quad (32)$$

where the functions $f(\phi_T)$ and $g(\phi_T, \varphi)$ satisfy $f(\phi_T) = \phi_T + \mathcal{O}(\phi_T^2)$ and $g(\phi_T, \varphi) = \phi_T^2 g_0(\varphi) + \mathcal{O}(\phi_T^3)$. We have used the notation V_2 to stress that this is a two-field potential.

The previous procedure shows the key elements required to get a two-field example but often it is difficult to find a system of (φ, ϕ_T) coordinates that covers the two-field plane (or a large enough part of it) in a consistent way. Below we present two methods that can be used to avoid that problem.

3.2 Paths via injective mappings

In the first method, we start from a path that is unambiguous in one variable. By that we mean that the path contains every value of e.g. ϕ_1 at most once. Consider a function $\Phi_2(\phi_1)$ that defines the vacuum decay path via

$$(\phi_1, \phi_2) \in (\phi_1, \Phi_2(\phi_1)). \quad (33)$$

Given a tunneling potential $V_t(\varphi)$, one can construct the potential along the path $V(\varphi)$ using (4). A useful ansatz for the two-field potential in the full parameter space is then given by

$$V_2(\phi_1, \phi_2) = V(\varphi(\phi_1)) + W(\phi_1) [\phi_2 - \Phi_2(\phi_1)] + \mathcal{O}([\phi_2 - \Phi_2(\phi_1)]^2). \quad (34)$$

This involves expressing the arclength along the path, φ , as a function of ϕ_1 . By definition of the arclength one has

$$\left(\frac{d\varphi}{d\phi_1}\right)^2 = 1 + \left(\frac{d\Phi_2}{d\phi_1}\right)^2. \quad (35)$$

The function $W(\phi_1)$ is matched using (28). One gets

$$W(\phi_1) = V'(\varphi(\phi_1)) \frac{\Phi_2'(\phi_1)}{\varphi'(\phi_1)} + 2[V(\varphi(\phi_1)) - V_t(\varphi(\phi_1))] \left[\frac{\Phi_2''(\phi_1)}{\varphi'(\phi_1)^2} - \frac{\Phi_2'(\phi_1)\varphi''(\phi_1)}{\varphi'(\phi_1)^3} \right], \quad (36)$$

which in this two-field case can be further simplified using

$$\frac{\Phi_2''(\phi_1)}{\varphi'(\phi_1)^2} - \frac{\Phi_2'(\phi_1)\varphi''(\phi_1)}{\varphi'(\phi_1)^3} = \frac{\Phi_2''(\phi_1)}{\varphi'(\phi_1)^4}. \quad (37)$$

The quadratic and higher orders in (34) can be used to make the potential bounded from below. To explain why this is important, consider what happens in a thin-wall case. In such case, both endpoints of the decay trajectory are the two vacua of the potential and one can calculate explicitly the matrix of second derivatives of V_2 at these endpoints, either at $\varphi = 0$ (false vacuum) or at $\varphi = \varphi_0$ (true vacuum). Without $\mathcal{O}([\phi_2 - \Phi_2(\phi_1)]^2)$ terms in V_2 , one would get the two mass eigenvalues $m_L^2 = V'' > 0$ (corresponding to the field direction tangent to the decay path) and $m_T^2 = -(d\Phi_2/d\phi_1)^2 V'' < 0$ (corresponding to the field direction transverse to the decay path).

3.3 Paths via conformal mappings

In the second method we use the power of conformal mappings to obtain orthogonal curvilinear coordinates that cover the plane. As an example, from the complex function $F(z) = z^2/2$, writing $z = x + iy$ and $F = u + iv$ we find the relations $u = (x^2 - y^2)/2$ and $v = xy$. Lines of constant u and constant v provide such a system of orthogonal coordinates covering the (x, y) plane. This can be used for our purpose by selecting e.g. one of the constant u curves for the decay trajectory, while constant v lines orthogonal to the path give a natural definition for the transverse coordinate. This orthogonal coordinate is then quite useful to add in a simple way the quadratic corrections on top of the decay path as discussed above. In the next section we will also provide a concrete example realizing this construction.

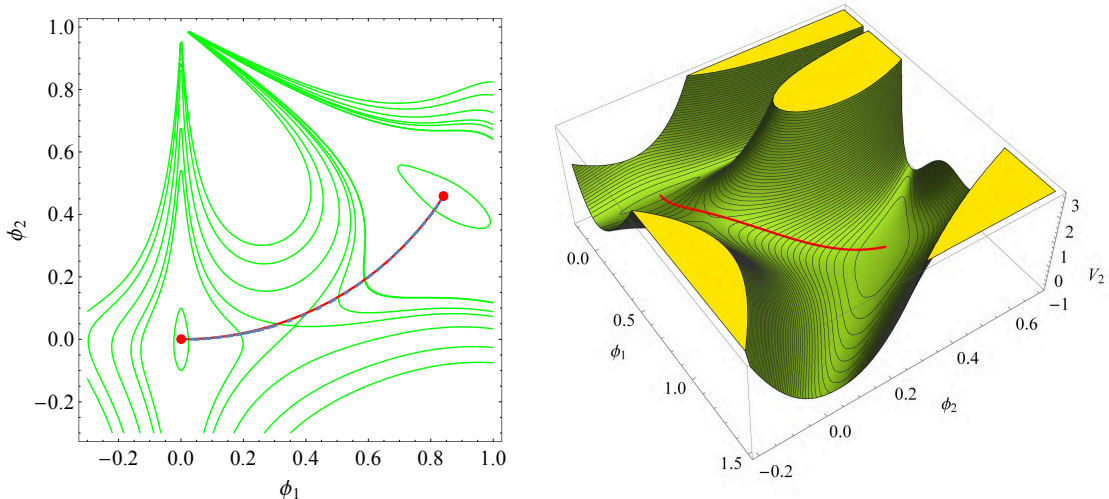


Figure 2: For the potential of eq. (32) with $\theta'(\varphi) = 1$ and the parameters chosen as in (40) and $\varphi_0 = 0.999$, the left plot shows contour lines of V_2 (green) and decay path between minima both analytically (red) and found by the FindBounce package (blue-dashed). The right plot shows a 3D version of the same.

4 Two-Field Examples

For the first example of a two-field solution we take example A of one-field solutions described in Subsect. 2.1 and, following the first method of the previous section, we choose $\theta'(\varphi) = 1$ so that the decay trajectory will be the arc of a circle in the (ϕ_1, ϕ_2) plane. We define the transverse field ϕ_T such that

$$\phi_1 = (1 + \phi_T) \sin \varphi, \quad \phi_2 = 1 - (1 + \phi_T) \cos \varphi, \quad (38)$$

so that the decay trajectory corresponds to $\phi_T = 0$. We then have

$$\varphi(\phi_1, \phi_2) = \arctan \left(\frac{1 - \phi_2}{\phi_T + 1}, \frac{\phi_1}{\phi_T + 1} \right), \quad \phi_T(\phi_1, \phi_2) = \sqrt{\phi_1^2 + (1 - \phi_2)^2} - 1. \quad (39)$$

Selecting next the functions f and g in (32) as

$$f(\phi_T) = \phi_T - 20\phi_T^2, \quad g(\phi_T, \varphi) = \phi_T^2, \quad (40)$$

we have all the ingredients needed for a two-field potential.

In figure 2 we show the two-field potential as well as the decay trajectory, for the choice $\varphi_0 = 0.999$ (corresponding to a bounce radius $R = 2.63$). In the contour plot we compare the analytical trajectory (red curve) with the trajectory found using the public code FindBounce [12] (blue dashed curve). The numerical action is computed to be $S = 80.70$ while the analytical result is $S = 80.59$. As already mentioned, we can choose other θ, f, g functions to generate other examples. The particular choice we made helps to clarify the difficulties

that can be encountered in trying to find a global definition of ϕ_T . In this case, the point $(\phi_1 = 0, \phi_2 = 1)$ corresponds to $\phi_T = -1$ and any value of φ , and this implies that the potential $V_2(\phi_1, \phi_2)$ is undefined at that point. One could ignore the region of field space near that point, or regularize the potential by writing *e.g.*

$$V_2(\varphi, \phi_T) = (1 - \phi_T^3) \{V(\varphi) - 2\phi_T[V(\varphi) - V_t(\varphi)]\} + g_0\phi_T^2 . \quad (41)$$

Nevertheless, it is simpler to use the second method introduced in the previous section, which we do next.

As a simple example, consider the decay path $\Phi_2(\phi_1) = \alpha \cosh(\phi_1/\alpha) - \alpha$. This leads to $d\varphi = \cosh(\phi_1/\alpha) d\phi_1$ and hence $\varphi = \alpha \sinh(\phi_1/\alpha)$ [we set the false minimum at $(0, 0)$ and $\varphi = 0$ at it]. Parametrized by φ , the decay path is

$$(\phi_1, \phi_2) \in (\alpha \operatorname{arcsinh}(\varphi/\alpha), \sqrt{\alpha^2 + \varphi^2} - \alpha) \quad (42)$$

Hence

$$\phi' = \frac{1}{\sqrt{\alpha^2 + \phi^2}} (\alpha, \phi) , \quad \phi'' = \frac{\alpha}{(\alpha^2 + \phi^2)^{3/2}} (-\phi, \alpha) \quad (43)$$

For this path we get, from (36),

$$W(\phi_1) = V' \tanh(\phi_1/\alpha) + \frac{2(V - V_t)}{\alpha \cosh(\phi_1/\alpha)^3} , \quad (44)$$

with V and V_t considered as functions of φ and the function $\varphi(\phi_1)$ as given above.

Finally, to illustrate the use of conformal mappings as a tool to get orthogonal curvilinear coordinates, we take, as in the previous section $F(z) = z^2/2$, giving $u + iv = (x^2 - y^2)/2 + ixy$. Identifying $x = \phi_1$ and $y = \phi_2$, the lines of constant u and v give a system of orthogonal curvilinear coordinates in the (ϕ_1, ϕ_2) plane. For our example we take the decay path to lie in the line $u = -1/2$, with

$$\Phi_2(\phi_1) = \sqrt{1 + \phi_1^2} . \quad (45)$$

Figure 3 shows the path (blue line) and the system of coordinates (dashed black lines). From $\Phi_2(\phi_1)$ above one gets the arclength

$$\varphi(\phi_1) = -i E[i \operatorname{Arcsinh}(\phi_1), 2] , \quad (46)$$

where $E[\phi, m]$ is the incomplete elliptic function of the second kind. We then write the two-field potential as

$$V_2(\phi_1, \phi_2) = V(\varphi(\phi_1)) + W(\phi_1)[\phi_2 - \Phi_2(\phi_1)] + \frac{1}{2} M_T^2(\phi_1, \phi_2)(\phi_2^2 - \phi_1^2 - 1)^2 , \quad (47)$$

where the second order term is proportional to the square of the transverse distance from the path, with $M_T^2 > 0$ large enough to avoid instabilities of the potential.

In Figure 3 we give such an example, for the same single-field potential used above and taking $M_T^2 = 9(2 - \phi_1)$, which is positive in the region of interest. The action obtained numerically with the FindBound package is $S \simeq 80.66$ (while the exact one is $S = 80.59$).

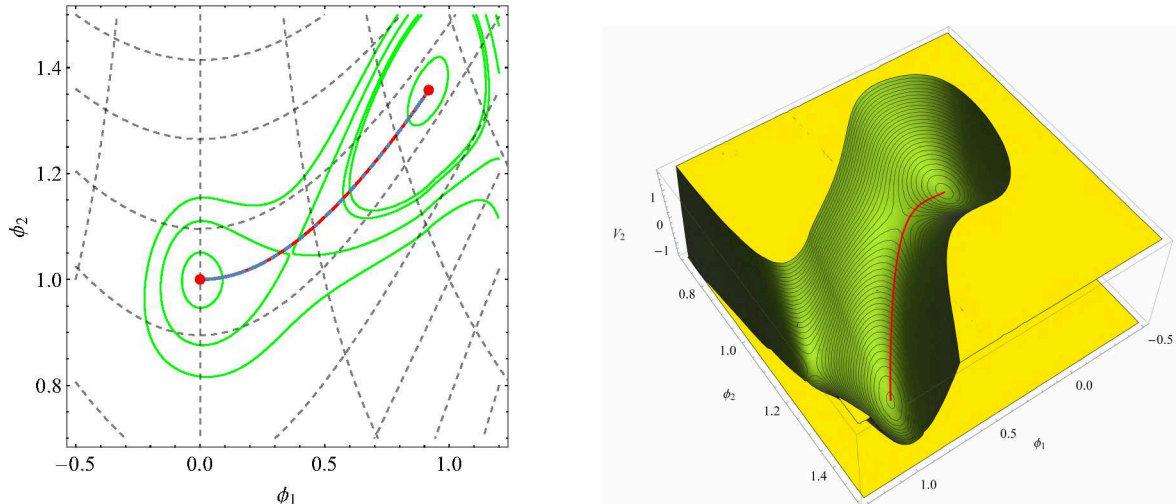


Figure 3: For the potential of (47) with the parameters chosen as explained in the text, the left plot shows contour lines of V_2 (green) and decay path between minima both analytically (red) and found by the FindBounce package (blue-dashed). The right plot shows a 3D version of the same.

5 From Single-Field Solution to Three-Field Solutions

Just as in the case with two fields, one can construct solutions with three fields using a path that is injective in one variable. (In fact, the following construction can be trivially extended to any number of fields.) Writing the decay path as

$$(\phi_1, \phi_2, \phi_3) \in (\phi_1, \Phi_2(\phi_1), \Phi_3(\phi_1)) , \quad (48)$$

with arclength field φ satisfying

$$\left(\frac{d\varphi}{d\phi_1}\right)^2 = 1 + \left(\frac{d\Phi_2}{d\phi_1}\right)^2 + \left(\frac{d\Phi_3}{d\phi_1}\right)^2 , \quad (49)$$

we take

$$V_3(\phi_1, \phi_2, \phi_3) = V + W_2(\phi)(\phi_2 - \Phi_2(\phi_1)) + W_3(\phi)(\phi_3 - \Phi_3(\phi_1)) + \dots \quad (50)$$

where the dots stands for higher order terms that stabilize the trajectory. The functions $W_{2,3}(\phi_1)$ are obtained using (28). One gets

$$\begin{aligned} W_2(\phi_1) &= V'(\varphi(\phi_1)) \frac{\Phi_2'(\phi_1)}{\varphi'(\phi_1)} + 2[V(\varphi(\phi_1)) - V_t(\varphi(\phi_1))] \left[\frac{\Phi_2''(\phi_1)}{\varphi'(\phi_1)^2} - \frac{\Phi_2'(\phi_1)\varphi''(\phi_1)}{\varphi'(\phi_1)^3} \right] , \\ W_3(\phi_1) &= V'(\varphi(\phi_1)) \frac{\Phi_3'(\phi_1)}{\varphi'(\phi_1)} + 2[V(\varphi(\phi_1)) - V_t(\varphi(\phi_1))] \left[\frac{\Phi_3''(\phi_1)}{\varphi'(\phi_1)^2} - \frac{\Phi_3'(\phi_1)\varphi''(\phi_1)}{\varphi'(\phi_1)^3} \right] , \end{aligned} \quad (51)$$

This construction is quite straight-forward and can be further simplified by choosing an appropriate path. This is demonstrated in the example of the next section.

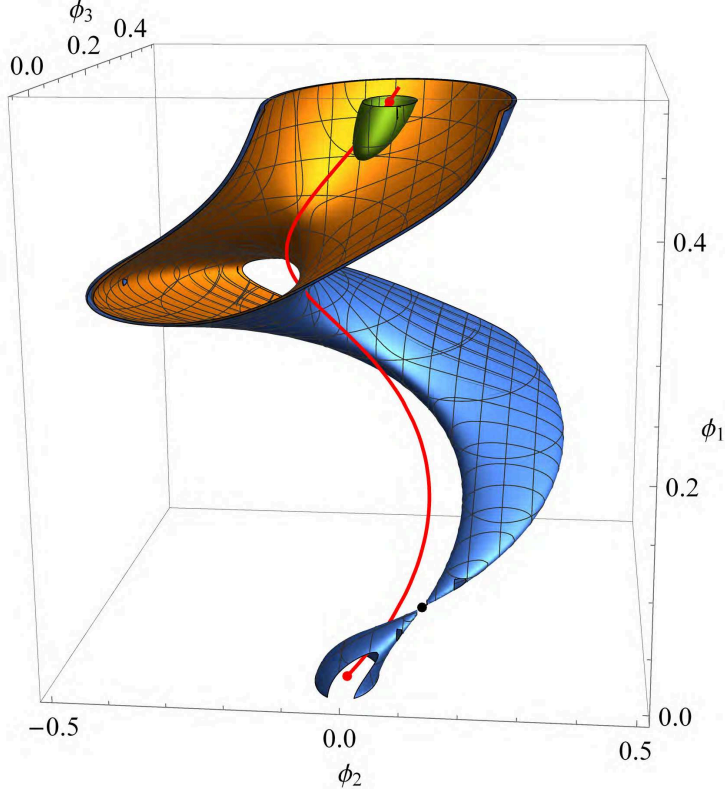


Figure 4: Equipotential contours for the three-field potential of (54). The red line shows the decay trajectory between the red points of false vacuum, at $(0, 0, 0)$, and tunneling endpoint. The black dot is a potential saddle point.

6 Three-Field Example

To construct a 3D example we first select a decay trajectory. The helix is a particularly interesting example

$$(\phi_1, \phi_2, \phi_3) \in \left(\alpha\varphi, \rho \sin(\sqrt{1 - \alpha^2}\varphi/\rho), \rho - \rho \cos(\sqrt{1 - \alpha^2}\varphi/\rho) \right), \quad (52)$$

where φ is the arclength along the path. The winding of the helix typically precludes a fully numerical search for the bounce, while the construction is simple enough to track the solution analytically. We can use ϕ_1 to parametrize this path and write

$$\Phi_2(\phi_1) = \rho \sin\left(\frac{\sqrt{1 - \alpha^2}}{\rho\alpha}\phi_1\right), \quad \Phi_3(\phi_1) = \rho - \rho \cos\left(\frac{\sqrt{1 - \alpha^2}}{\rho\alpha}\phi_1\right), \quad (53)$$

as well as $\varphi(\phi_1) = \phi_1/\alpha$. We then define the three-field potential as

$$\begin{aligned} V(\phi_1, \phi_2, \phi_3) = & V(\varphi(\phi_1)) + W_2(\phi_1)(\phi_2 - \Phi_2(\phi_1)) + W_3(\phi_1)(\phi_3 - \Phi_3(\phi_1)) \\ & + 25(\phi_2 - \Phi_2(\phi_1))^2 + 25(\phi_3 - \Phi_3(\phi_1))^2, \end{aligned} \quad (54)$$

where V is a single-field potential like those discussed in Section 2 and $W_{2,3}(\phi_1)$ have been defined in the previous section.

For our numerical example we take $\alpha = 1/2$, $\rho = 1/8$ and use the potential V of example A in Subsection 2.1, with $\varphi_0 = 0.999$ (a thin-wall case). Figure 4 shows equipotential surfaces of $V(\phi_1, \phi_2, \phi_3)$ and the decay trajectory (red line).

7 Including Gravity

Gravity can change qualitatively vacuum decay [2] and such effects can be described in a simple way by the tunneling potential method, see [18]. The tunneling action is now given by

$$S[V_t] = \frac{6\pi^2}{\kappa^2} \int_{\varphi_+}^{\varphi_0} \frac{(D + V_t')^2}{DV_t^2} d\varphi, \quad (55)$$

with $\kappa = 1/m_P^2$, where m_P is the reduced Planck mass, and

$$D \equiv \sqrt{V_t'^2 + 6\kappa(V - V_t)V_t}. \quad (56)$$

The Euler-Lagrange equation for V_t is

$$(4V_t' - 3V')V_t' + 6(V - V_t)[V_t'' + \kappa(3V - 2V_t)] = 0 \quad (57)$$

The V_t method is also useful to generate exact examples of vacuum decay including gravitational corrections. We review here how this works, see [18, 21] for more details.

Starting from a simple enough $V_t(\varphi)$ we construct $V(\varphi)$ as

$$V(\varphi) = V_t + \frac{V_t'^2}{6\kappa(1/F - V_t)}, \quad (58)$$

where the function F is given by

$$F(\varphi) = \frac{2\kappa}{E(\varphi)} \int_{\varphi_0}^{\varphi} \frac{E(\tilde{\varphi})}{V_t'(\tilde{\varphi})} d\tilde{\varphi}, \quad E(\varphi) = \exp \left[2\kappa \int_{\varphi_0}^{\varphi} \frac{V_t(\tilde{\varphi})}{V_t'(\tilde{\varphi})} d\tilde{\varphi} \right]. \quad (59)$$

Alternatively [21], one can try to get F directly by solving

$$F'V_t' = 2\kappa(1 - FV_t). \quad (60)$$

In those cases that admit an exact solution of the integrals for E and F above, one can always obtain the related function $\rho(\varphi)$.¹ In terms of this function the potential reads

$$V(\varphi) = V_t(\varphi) + \frac{1}{18} D^2(\varphi) \rho^2(\varphi), \quad (61)$$

¹The field profile of the Euclidean bounce can be obtained in some cases by integrating the relation $d\varphi/d\xi = -\sqrt{2(V - V_t)}$, where ξ is the radial coordinate in the Euclidean metric $ds^2 = d\xi^2 + \rho^2(\xi)d\Omega_3^2$, where $d\Omega_3^2$ is the line element of the unit 3-sphere. The metric function $\rho(\xi)$ can also be recovered from V_t using the relation $\rho = \sqrt{2(V - V_t)}/D$.

which reduces to (6) for $\kappa = 0$.

Next, we provide an example of potential for which vacuum decay can be treated analytically using the method just discussed. (Previous exact examples, found using different approaches, can be found in [14, 22].) Let us take [18]

$$V_t = V_+ - \sin^2 \varphi , \quad (62)$$

with $V_+ \leq 0$ (Minkowski or AdS vacua). Setting $\kappa = 1$, one gets

$$V = V_t - \frac{s_{2\varphi}^2}{6V_t} \left\{ 1 + \frac{c_\varphi^\alpha s_\varphi^{-(1+\alpha)}}{2[A(\varphi) + C]V_t} \right\} , \quad (63)$$

where $s_\varphi \equiv \sin \varphi$, $c_\varphi \equiv \cos \varphi$, $\alpha \equiv V_+ - 1$. The function $A(\varphi)$ is given in terms of the Appell hypergeometric function of two variables, $F_1(a; b_1, b_2; c; x, y)$, as

$$A(\varphi) \equiv \frac{c_\varphi^{2+\alpha}}{\alpha^2(2+\alpha)} F_1(a; b_1, b_2; c; c_\varphi^2; -c_\varphi^2/\alpha) , \quad (64)$$

with $a = 1 + \alpha/2$, $b_1 = (1 + \alpha)/2$, $b_2 = 2$, and $c = 2 + \alpha/2$. Finally, C is an integration constant that can be expressed in terms of ϕ_0 solving $V(\phi_0) = V_t(\phi_0)$.

The Minkowski limit ($V_+ = 0$) of the previous result can be expressed in terms of elementary functions and reads

$$V = -s_\varphi^2 + \frac{2}{3}c_\varphi \left\{ c_\varphi - \frac{1}{s_\varphi^2 [\operatorname{arctanh}(c_\varphi) - \operatorname{arctanh}(c_{\varphi_0}) + 1/c_{\varphi_0}] + c_\varphi} \right\} . \quad (65)$$

Additional examples for false dS vacua, obtained using the same technique, can be found in [21].

8 Conclusions and Outlook

We have constructed various exact solutions to the tunneling problem with several scalar fields. Our method to generate such examples relies on exact solutions for a single scalar field uplifted to more field dimensions along an almost arbitrary path in scalar multi-field space. Our examples and general technique can be used for a number of applications as has been the case in the past (see a partial list in the introduction) opening the scope to multifield problems.

We leave possible applications of our techniques for future work, but comment briefly on the use as benchmarks for the numerical codes that are frequently used for phenomenological analyses of vacuum decay [7–12]. Numerical codes often struggle with multi-field setups, in particular if a good first guess for the path cannot be provided. We tried several public codes on the three-field helix example of Section 6 and all of them failed except CosmoTransitions [8], which was able to converge to the correct path but only after providing a good starting path

for the algorithm. The final action was correct up to a few per-mille with about a hundred support points for the path.

We also provided some exact non-trivial examples for tunneling including gravity. Public codes to solve this problem numerically are not yet available and the exact examples provided here should be helpful for their development.

Acknowledgments

The work of J.R.E. has been funded by the following grants: IFT Centro de Excelencia Severo Ochoa CEX2020-001007-S and by PID2022-142545NB-C22 funded by MCIN/AEI/10.13039/501100011033 and by “ERDF A way of making Europe”. T.K. acknowledges support by the Deutsche Forschungsgemeinschaft (DFG, German Research Foundation) under Germanys Excellence Strategy EXC 2121 Quantum Universe 390833306.

References

- [1] S.R. Coleman, “The Fate of the False Vacuum. 1. Semiclassical Theory,” *Phys. Rev. D* **15** (1977) 2929 Erratum: [*Phys. Rev. D* **16** (1977) 1248].
- [2] S.R. Coleman and F. De Luccia, “Gravitational Effects on and of Vacuum Decay,” *Phys. Rev. D* **21** (1980) 3305.
- [3] G. Degrassi, S. Di Vita, J. Elias-Miro, J. R. Espinosa, G. F. Giudice, G. Isidori and A. Strumia, “Higgs mass and vacuum stability in the Standard Model at NNLO,” *JHEP* **08** (2012) 098 [[hep-ph/1205.6497](#)].
- [4] A. Aravind, B.S. DiNunno, D. Lorshbough and S. Paban, “Analyzing multifield tunneling with exact bounce solutions,” *Phys. Rev. D* **91** (2015) 025026 [[hep-th/1412.3160](#)].
- [5] J. R. Espinosa, “Vacuum Decay in the Standard Model: Analytical Results with Running and Gravity,” *JCAP* **06** (2020) 052 [[hep-ph/2003.06219](#)].
- [6] J. J. Blanco-Pillado, J. R. Espinosa, J. Huertas and K. Sousa, “Bubbles of Nothing: The Tunneling Potential Approach,” [[hep-th/2312.00133](#)].
- [7] J.E. Camargo-Molina, B. O’Leary, W. Porod and F. Staub, “**Vevacious**: A Tool For Finding The Global Minima Of One-Loop Effective Potentials With Many Scalars,” *Eur. Phys. J. C* **73** (2013) 10, 2588 [[hep-ph/1307.1477](#)].
- [8] C. L. Wainwright, “CosmoTransitions: Computing Cosmological Phase Transition Temperatures and Bubble Profiles with Multiple Fields,” *Comput. Phys. Commun.* **183** (2012) 2006 [[hep-ph/1109.4189](#)].

- [9] A. Masoumi, K.D. Olum, B. Shlaer, “Efficient numerical solution to vacuum decay with many fields,” JCAP **1701** (2017) 051 [[gr-qc/1610.06594](#)]; A. Masoumi, K.D. Olum, J.M. Wachter, “Approximating tunneling rates in multi-dimensional field spaces,” JCAP **1710** (2017) 022 [[gr-qc/1702.00356](#)].
- [10] P. Athron, C. Balázs, M. Bardsley, A. Fowlie, D. Harries and G. White, “BubbleProfiler: finding the field profile and action for cosmological phase transitions,” Comput. Phys. Commun. **244** (2019) 448 [[hep-ph/1901.03714](#)].
- [11] R. Sato, “SimpleBounce : a simple package for the false vacuum decay,” Comput. Phys. Commun. **258** (2021) 107566 [[hep-ph/1908.10868](#)].
- [12] V. Guada, M. Nemevšek and M. Pintar, “FindBounce: Package for multi-field bounce actions,” Comput. Phys. Commun. **256** (2020) 107480 [[hep-ph/2002.00881](#)].
- [13] S. J. Huber and T. Konstandin, “Gravitational Wave Production by Collisions: More Bubbles,” JCAP **0809** (2008) 022 [[hep-ph/0806.1828](#)].
- [14] X. Dong and D. Harlow, “Analytic Coleman-De Luccia Geometries,” JCAP **1111** (2011) 044 [[hep-th/1109.0011](#)].
- [15] B. Freivogel, Y. Sekino, L. Susskind and C. P. Yeh, “A Holographic framework for eternal inflation,” Phys. Rev. D **74** (2006) 086003 [[hep-th/0606204](#)].
- [16] J. Maldacena, “Vacuum decay into Anti de Sitter space,” [[hep-th/1012.0274](#)].
- [17] J. R. Espinosa, “A Fresh Look at the Calculation of Tunneling Actions,” JCAP **07** (2018), 036 [[hep-th/1805.03680](#)].
- [18] J. R. Espinosa, “Fresh look at the calculation of tunneling actions including gravitational effects,” Phys. Rev. D **100** (2019) 104007 [[hep-th/1808.00420](#)].
- [19] A. Ferraz de Camargo, R.C. Shellard and G.C. Marques, “Vacuum Decay in a Soluble Model,” Phys. Rev. D **29** (1984) 1147; K.M. Lee and E.J. Weinberg, “Tunneling Without Barriers,” Nucl. Phys. B **267** (1986) 181. M.J. Duncan and L.G. Jensen, “Exact tunneling solutions in scalar field theory,” Phys. Lett. B **291** (1992) 109; T. Hamazaki, M. Sasaki, T. Tanaka and K. Yamamoto, “Selfexcitation of the tunneling scalar field in false vacuum decay,” Phys. Rev. D **53** (1996) 2045 [[gr-qc/9507006](#)]; K. Dutta, C. Hector, P.M. Vaudrevange and A. Westphal, “More Exact Tunneling Solutions in Scalar Field Theory,” Phys. Lett. B **708** (2012) 309 [[hep-th/1110.2380](#)]; K. Dutta, C. Hector, T. Konstandin, P.M. Vaudrevange and A. Westphal, “Validity of the kink approximation to the tunneling action,” Phys. Rev. D **86** (2012) 123517 [[hep-th/1202.2721](#)]; G. Pastras, “Exact Tunneling Solutions in Minkowski Spacetime and a Candidate for Dark Energy,” JHEP **1308** (2013) 075 [[hep-th/1102.4567](#)]; V. Guada, A. Maiezza and M. Nemevek, “Polygonal bounces,” [[hep-th/1803.02227](#)].

- [20] J. R. Espinosa and T. Konstandin, “A Fresh Look at the Calculation of Tunneling Actions in Multi-Field Potentials,” *JCAP* **01** (2019) 051 [[hep-th/1811.09185](#)].
- [21] J. R. Espinosa, J. F. Fortin and J. Huertas, “Exactly solvable vacuum decays with gravity,” *Phys. Rev. D* **104** (2021) 065007 [[hep-th/2106.15505](#)].
- [22] S. de Haro, I. Papadimitriou and A. C. Petkou, “Conformally Coupled Scalars, Instantons and Vacuum Instability in AdS(4),” *Phys. Rev. Lett.* **98** (2007) 231601 [[hep-th/0611315](#)]; I. Papadimitriou, “Multi-Trace Deformations in AdS/CFT: Exploring the Vacuum Structure of the Deformed CFT,” *JHEP* **0705** (2007) 075 [[hep-th/0703152](#)]; S. Kanno and J. Soda, “Exact Coleman-de Luccia Instantons,” *Int. J. Mod. Phys. D* **21** (2012) 1250040 [[hep-th/1111.0720](#)]; S. Kanno, M. Sasaki and J. Soda, “Tunneling without barriers with gravity,” *Class. Quant. Grav.* **29** (2012) 075010 [[hep-th/1201.2272](#)]; N. Tetradis, *Phys. Rev. D* **108** (2023) 036008 [[hep-ph/2302.12132](#)].