

# PUBLICATION COST TRANSPARENCY AND THE ROLE OF THE OPEN ACCESS MONITOR GERMANY

OpenCost Expert Workshop, Hamburg, 5 – 7 October 2022

7 October 2022 | Irene Barbers | Forschungszentrum Jülich, Central Library

ORCID: 0000-0003-2011-7444

@irene\_barbers

i.barbers@fz-juelich.de

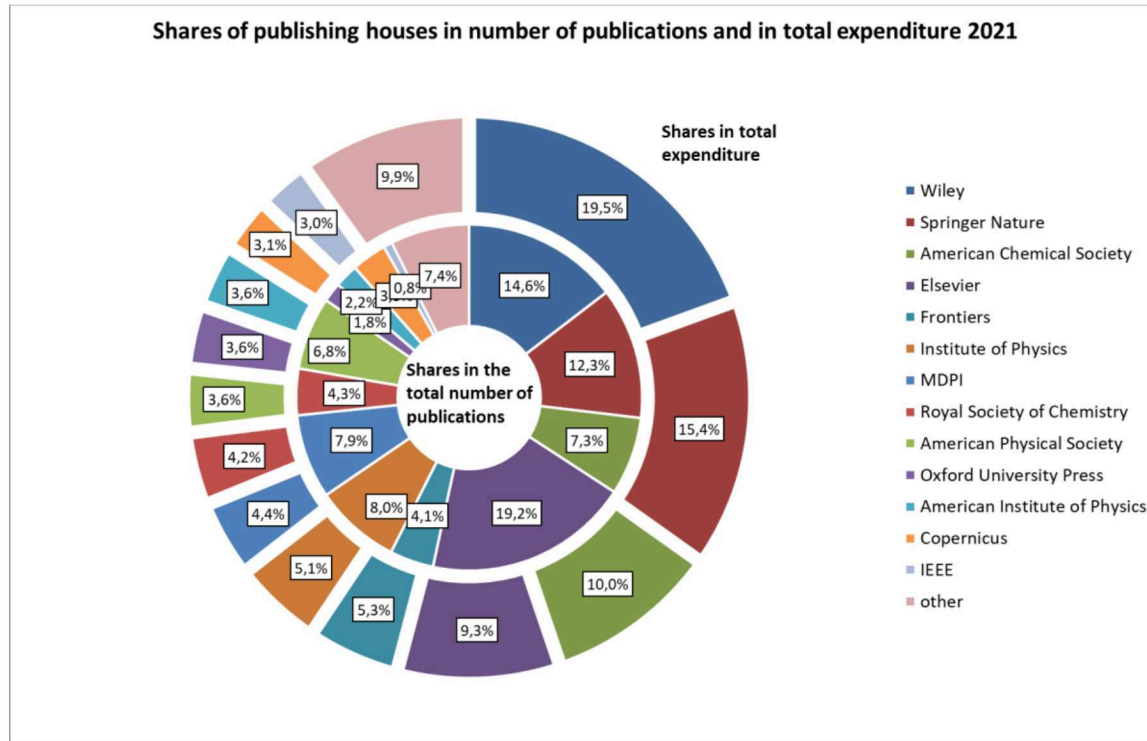
Member of the Helmholtz Association



# OPEN ACCESS MONITOR – THE PROJECT

- The Open Access Monitor Germany aims to cover the full extent of publications that have been published by German academic institutions in scholarly journals
- By analysing subscription expenditure and publication costs we observe and support the transition to the Open Access model in German scholarly publishing
- The Open Access Monitor Germany builds upon systems which are already in existence or are currently being developed

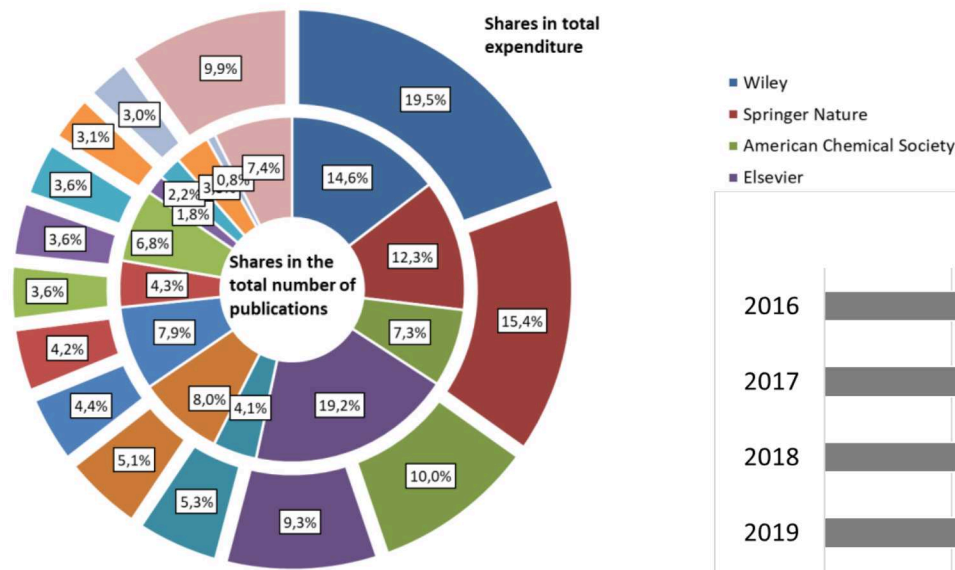
# OPEN ACCESS MONITOR – THE IDEA



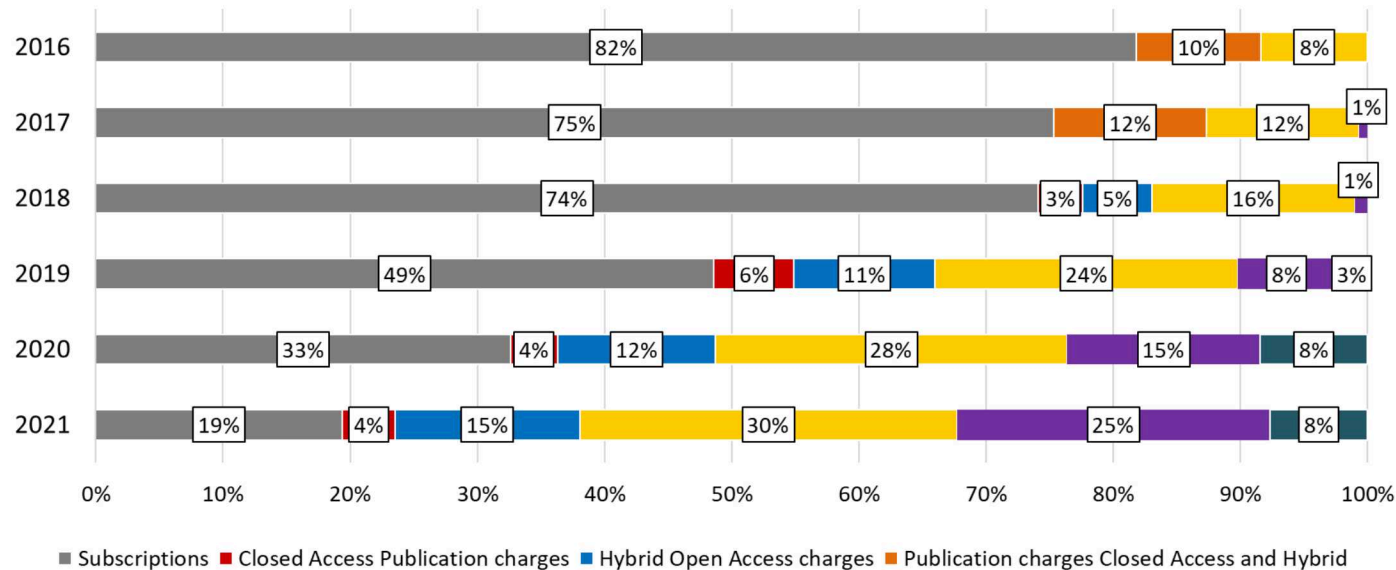
[https://go.fzj.de/oa\\_barometer\\_en](https://go.fzj.de/oa_barometer_en)

# OPEN ACCESS MONITOR – THE IDEA

Shares of publishing houses in number of publications and in total expenditure 2021

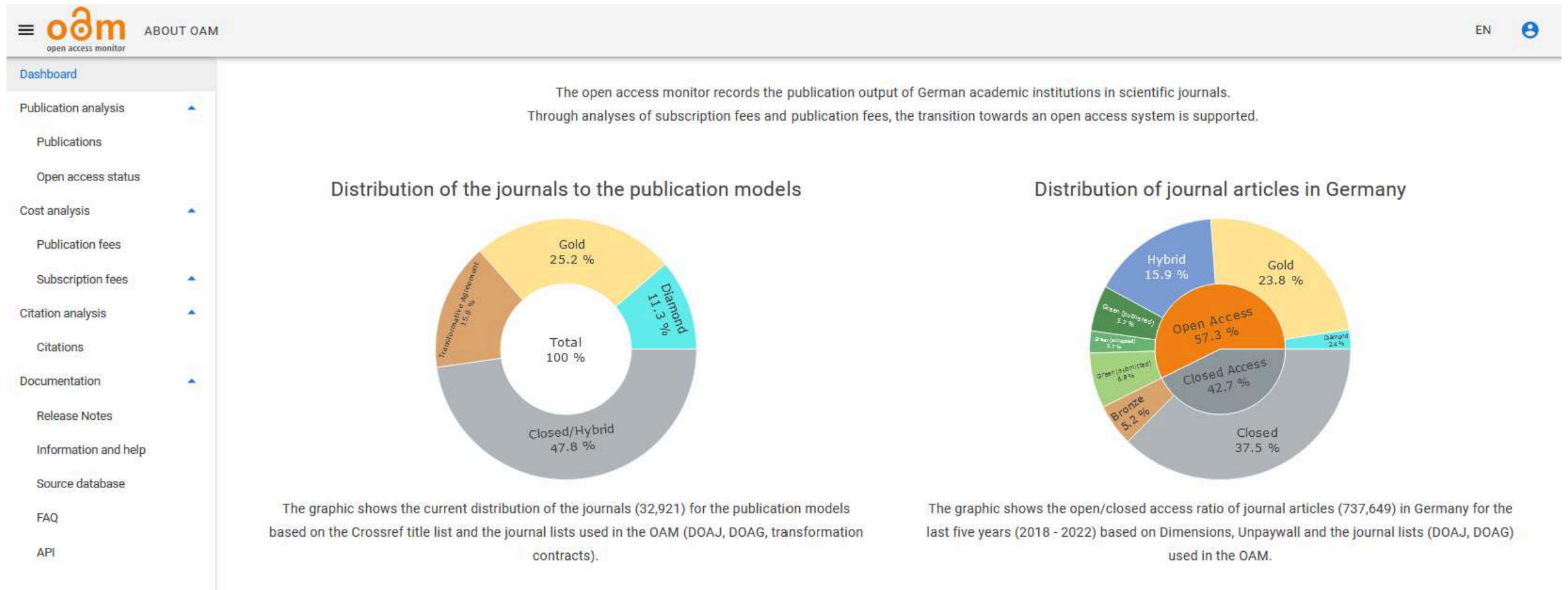


Total expenditure 2016 – 2021: Types of cost



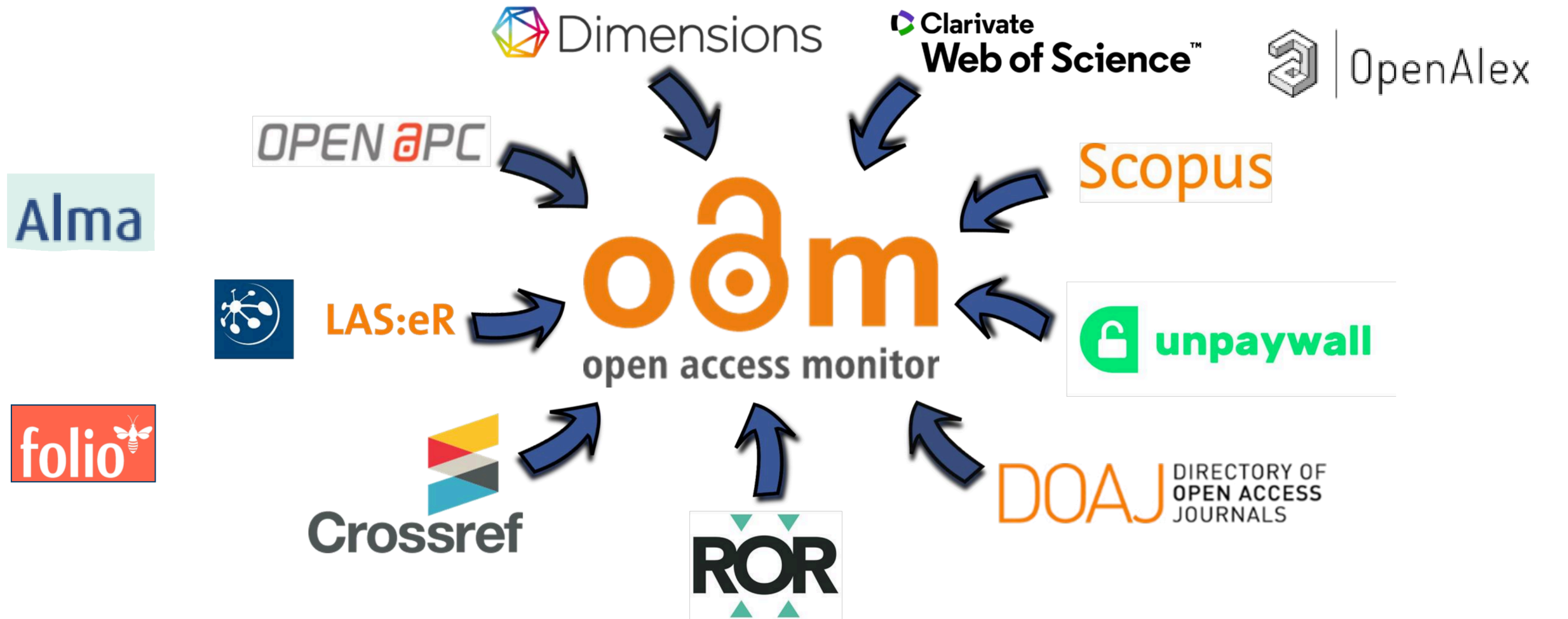
[https://go.fzj.de/oa\\_barometer\\_en](https://go.fzj.de/oa_barometer_en)

# OPEN ACCESS MONITOR – THE USER INTERFACE



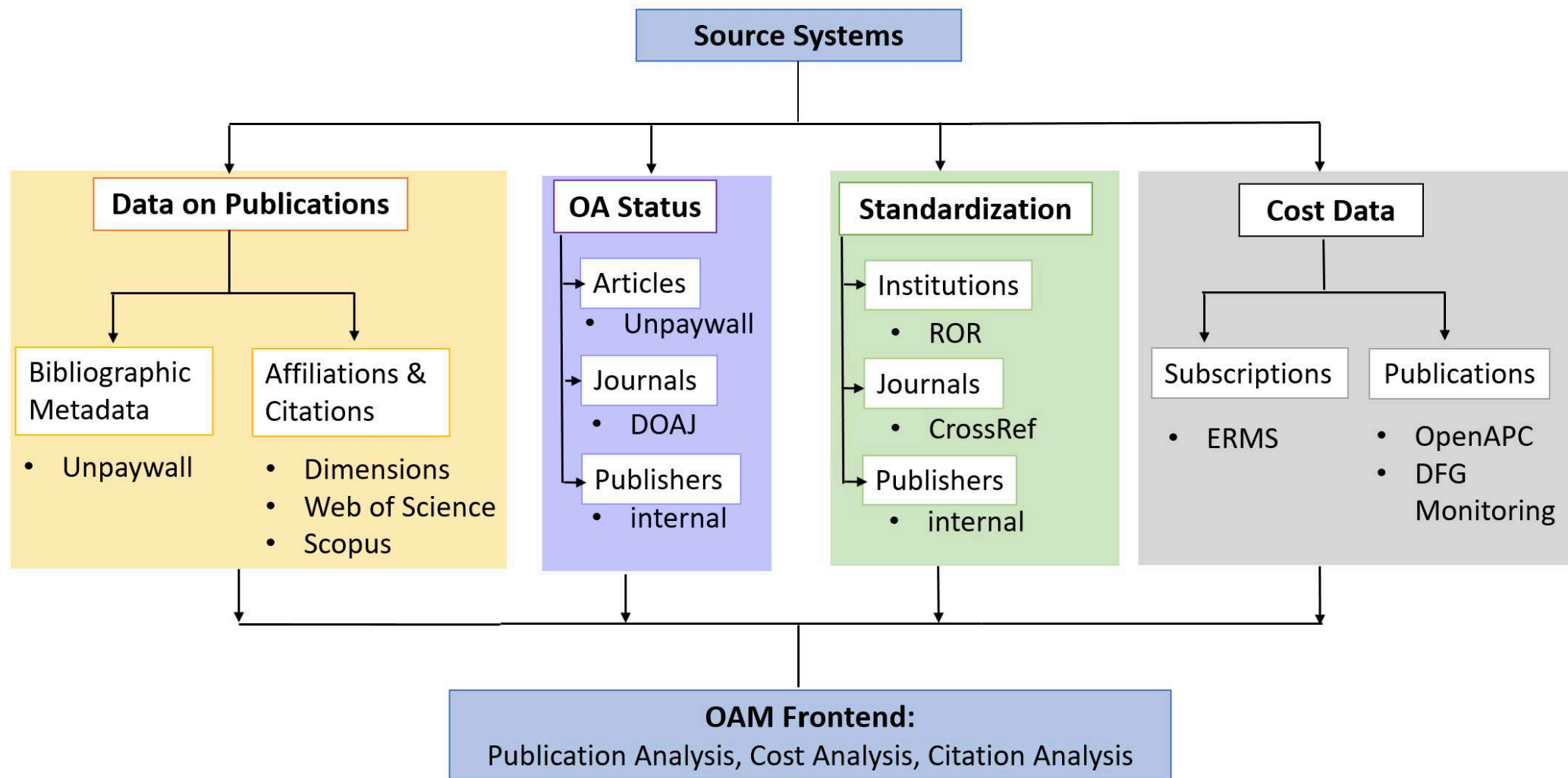
<https://open-access-monitor.de/>

# OPEN ACCESS MONITOR – THE SOURCE SYSTEMS





# OPEN ACCESS MONITOR – THE DATABASE



# EXAMPLE: OPEN ACCESS STATUS ANALYSIS

Dashboard

Publication analysis

Publications

Open access status

Cost analysis

Publication fees

Subscription fees

Citation analysis

Citations

Documentation

Release Notes

Information and help

Source database

FAQ

API

Filter

Data source

Web of Science

Selection of the data source.

Authors

Corresponding Authors

Selection of which authors of a publication will be included in the search.

Country

Country of the publishing institution.

Federal state

State of the publishing institution.

Institution

Institution with which the publishing authors are affiliated.

Publisher

Publisher

Publisher publication model

Select the publisher's publication model.

Journal

Journal

DESY

Journal publication model

Select the journal's publication model.

Transformative Agreement

Restrict the search to journals under a transformative contract.

List of journals

Restrict the search to curated journal lists.

Publication OA model

Publication OA model

Release date

01.01.2018 → 03.10.2022

RESET

Grouping

INSTITUTIONS

INSTITUTION TYPES

FEDERAL STATES

PUBLISHERS

JOURNALS

YEARS

OPEN / CLOSED ACCESS

Open access status

Search for DOI or Source ID

Year of publication	Closed	Bronze	Green (submitted)	Green (accepted)	Green (published)	Hybrid	Gold	Diamond	Total
2018	17	2	7	1	113	75	56	45	316
2019	18	1	5	4	105	62	66	70	331
2020	16	1	9	1	86	69	65	81	328
2021	24	2	15	1	71	84	69	67	333
2022	17		8	2	28	47	46	29	177

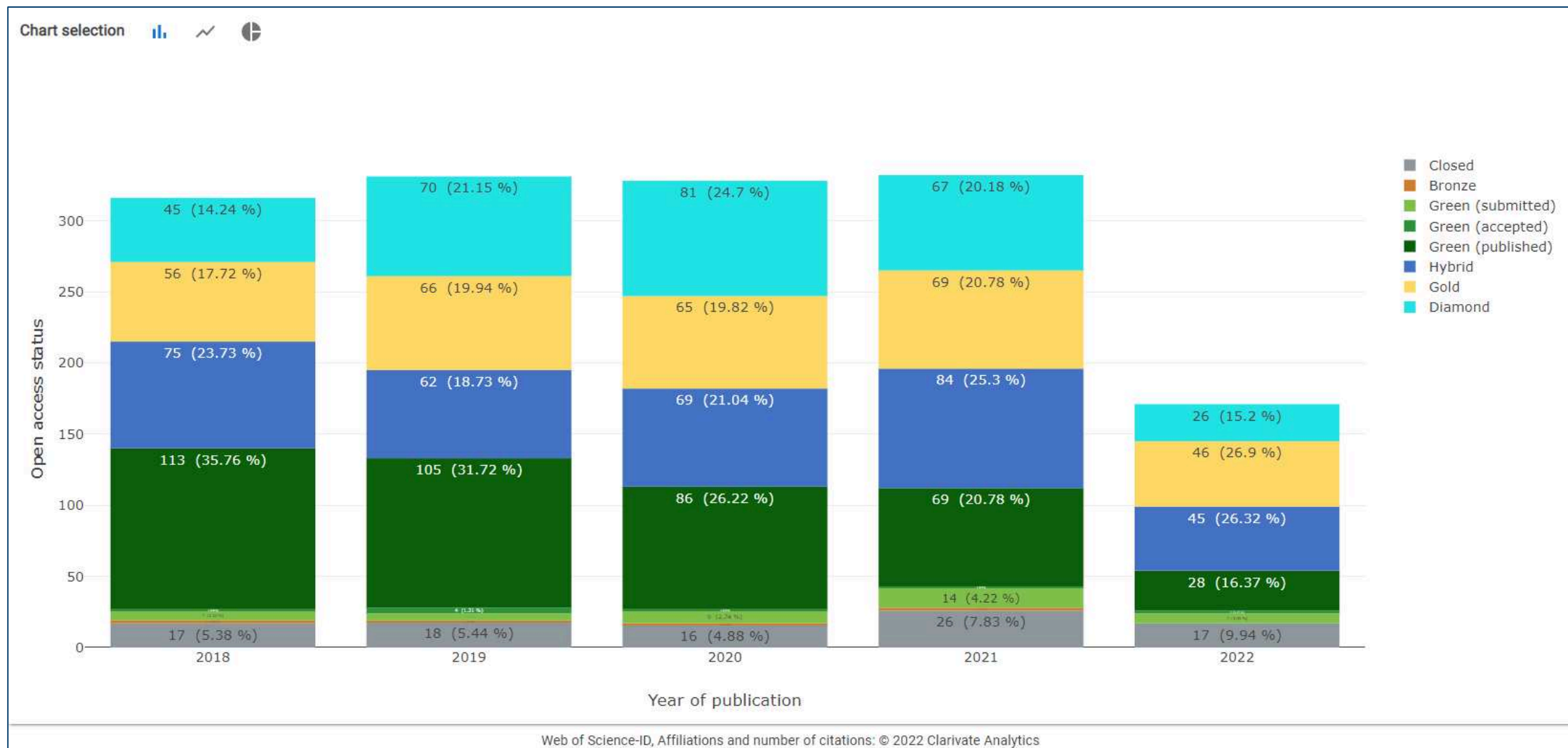
last update: 17.09.2022

lines per page 10 1-5 of 5

<https://open-access-monitor.de/open-access/232756152>



# EXAMPLE: OPEN ACCESS STATUS ANALYSIS




# DATA FOR GRANT APPLICATIONS

The screenshot displays the OAM (Open Access Monitor) interface. The top navigation bar includes the OAM logo, 'ABOUT OAM', and links for 'AUSWERTUNG FÜR DFG-ANTRAG' and 'SUBSKRIPTIONSKOSTEN AUS LAS:ER IN DEN OAM'. The left sidebar contains a menu with options: Dashboard, Publication analysis, Publications (highlighted), Open access status, Cost analysis, Publication fees, Subscription fees, Citation analysis, Citations, and Documentation. The main content area features a 'Filter' section with the following options:

- Data source:** Dimensions (Selection of the data source.)
- Authors:** all (Selection not available for selected data source.)
- Country:** Country of the publishing institution. (Germany x)
- Institution:** Institution with which tl
- Journal publication model:** Select the journal's publication model.
- Release date:** 01.01.2018 → 11.09.2022
- Transformative Agreement:** A dropdown menu is open, showing a list of agreements with checkboxes:
  - ☐ ACM (hebis) 2021-2026
  - ☐ AIP (TIB) 2021-2023
  - ☐ BMJ (BSB) 2022-2022
  - ☐ CUP (BSB) 2022-2024
  - ☐ De Gruyter (SUB Göttingen) 2021-2022
  - ☐ DeGruyter (ZBW) 2021-2022
- List of journals:** Restrict the search to curated journal lists.

Below the filter section, there is a 'Grouping' section with a 'Grouping' button. At the bottom, there are tabs for 'INSTITUTIONS' and 'PUBLICATIONS'. The 'PUBLICATIONS' tab is active, showing a table with columns: JOURNALS, YEARS, and OA MODELS. The table content is partially visible, showing 'r DOI or Source ID'.

# DATA FOR GRANT APPLICATIONS

 ABOUT OAM

AUSWERTUNG FÜR DFG-ANTRAG   SUBSKRIPTIONSKOSTEN AUS LAS:ER IN DEN OAM

Dashboard

Publication analysis

Publications

Open access status

Cost analysis

Publication fees

Subscription fees

Citation analysis

Citations

Documentation

Release Notes

Information and help

Source database

FAQ

API

Filter

Data source

Dimensions

Selection of the data source.

Authors

all

Selection not available for selected data source.

Country

Germany

Country of the publishing institution.

Institution

Publisher

Institution with which the publishing authors are affiliated.

Journal publication model

Transformative Agreement

Select the journal's publication model.

Release date

01.01.2018 → 11.09.2022

Grouping

INSTITUTIONS

INSTITUTION TYPES

FEDERAL STATES

PUBLISHERS

Filter for eligible Gold OA journals

List of journals

☐ DFG-Anträge

☐ DOAG (Bielefeld)

☐ Mirror Journals

☐ DOAJ

☐ Gold OA Liste (Bielefeld)

Publications

Search for DOI or Source ID

# COST DATA: PUBLICATION FEES VIA OPENAPC

**Open Access Monitor (OAM) Interface**

**Filter**

- Data source: OpenAPC
- Authors: all
- Country: Germany
- Federal state: [empty]
- Institution: [empty]
- Publisher: [empty]
- Publisher publication model: [empty]
- Journal: [empty]
- Journal publication model: [empty]
- Transformative Agreement: [empty]
- List of journals: [empty]
- Publication OA model: [empty]
- Start year: 2021
- End year: 2021

**Grouping**

- INSTITUTIONS
- INSTITUTION TYPES
- FEDERAL STATES
- PUBLISHERS
- JOURNALS
- YEARS
- OA MODELS
- COST TYPES
- NO GROUPING

**Publication fees**

Institution	Number of publications	APC	Colour Charges	Cover	Hybrid OA	Page Charges	Publication Charges	Reprint	Submission Fee	Other	Total
Charité - Universitätsmedizin Berlin	668	1,266,119 €									1,266,119 €
Technical University of Munich	538	1,027,361 €			8,166 €						1,035,527 €
University of Freiburg	456	941,561 €									941,561 €
Goethe University Frankfurt	482	882,415 €			39,977 €						922,392 €
University of Göttingen	439	814,548 €									814,548 €
Karlsruhe Institute of Technology	403	722,575 €									722,575 €
TU Dresden	391	691,443 €									691,443 €
Jülich Research Centre	318	427,630 €			230,114 €						657,744 €
Ludwig-Maximilians-Universität in Munich	308	644,778 €									644,778 €
Friedrich Schiller University Jena	327	624,679 €									624,679 €

# COST DATA: ADDITIONAL COST TYPES

## Monitoring of the DFG Funding Program: standardized reporting data set

DOI	
Name of Publisher, Server, Repository	
Publication Type	<b>journal article; book; book part; conference proceedings; dataset; preprint; software; other</b>
CC-License	<b>CC BY; CC BY-SA; CC BY-ND; CC BY-NC; CC BY-NC-SA; CC BY-NC-ND; other; none</b>
Currency	Example: EUR, USD, GBP, or other
Total amount in original currency	Set to 0.00 for articles from transformative agreements or from membership agreements. Use transformative agreements or membership tabs to record central payment.
Net amount (Euro)	Set to 0.00 for articles from transformative agreements or from membership agreements. Use transformative agreements or membership tabs to record central payment.
Tax value	
Total amount (Euro)	Set to 0.00 for articles from transformative agreements or from membership agreements. Use transformative agreements or membership tabs to record central payment.
Funding amount DFG	Set to 0.00 for articles from transformative agreements or from membership agreements. Use transformative agreements or membership tabs to record funding applied to central payment.
<b>Cost type (not eligible for funding) Reporting not mandatory, but encouraged</b>	<b>Colour charge; Cover charge; Hybrid OA-Fee (not transformative); Page Charge; Publication Charge; Reprint; Submission fee; Other</b>
Membership	Name of membership agreement; use tab for memberships to record payments
Transformative agreement	Name of transformative agreement; use tab for transformative agreements to record payments <b>none; ACM (hebis); AIP (TIB); BMJ (BSB); CUP (BSB); DeGruyter (SUB Göttingen); DeGruyter (ZBW); ECS (TIB); Hogrefe (SUB Göttingen); IOP (TIB); Karger (BSB); Nature (MPDL); RSC (TIB); Sage (BSB); SPIE (TIB); Springer (DEAL); Thieme 1 (ZB MED/FZJ); Thieme 2 (ZB MED/FZJ); Wiley (DEAL)</b>
Funding year	Year in which funding was received from DFG Leave blank for articles from transformative agreements or from membership agreements
Invoicing year	Year in which publisher's invoice was paid Leave blank for articles from transformative agreements or from membership agreements
Grant Number DFG-Project	Not mandatory at this stage
Subject area DFG	<b>Social Sciences and Humanities; Life Sciences; Science; Engineering; Multidisciplinary</b>

# TOTAL COST OF PUBLICATIONS IN THE OPEN ACCESS MONITOR

Publication analysis

Publications

Open access status

Cost analysis

Publication fees

Subscription fees

Citation analysis

Citations

Documentation

Release Notes

Information and help

Source database

FAQ

API

Grouping

<

INSTITUTION TYPES

INSTITUTION TYPES

FEDERAL STATES

PUBLISHERS

JOURNALS

YEARS

OA MODELS

COST TYPES

NO GROUPING

>

Publication fees

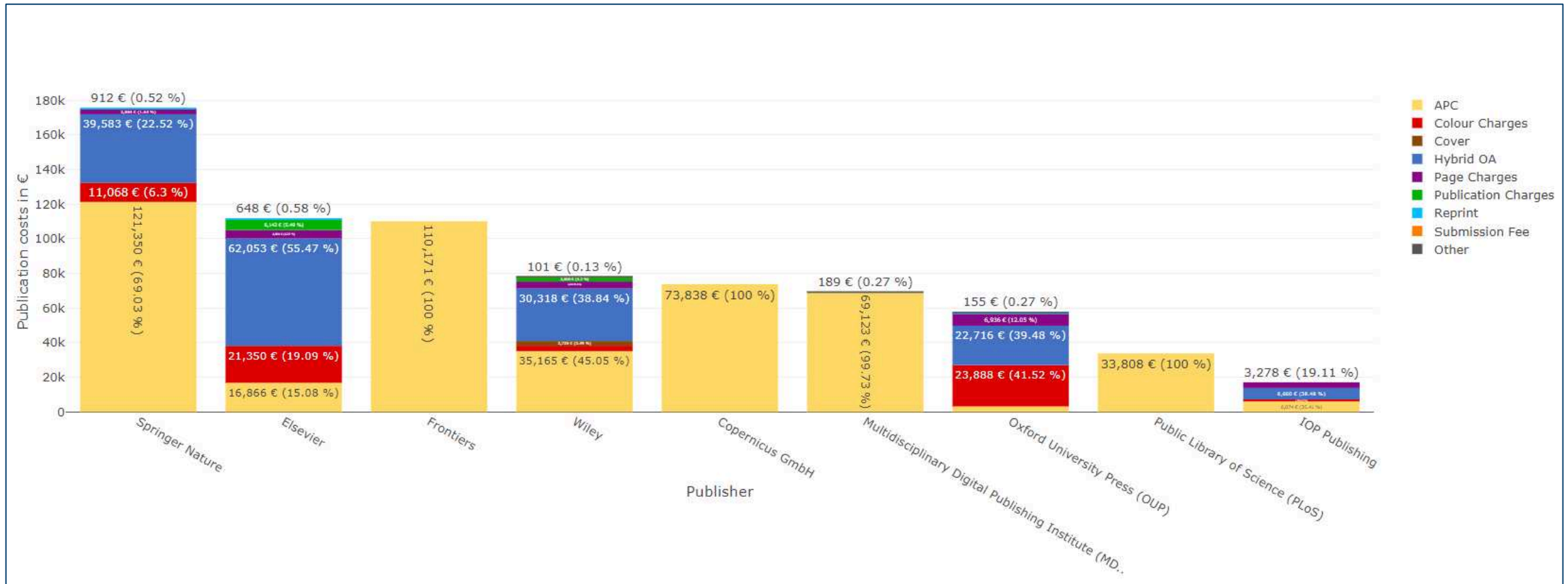
Search for DOI or Source ID

Publisher	Publication model	Number of publications	APC	Colour Charges	Cover	Hybrid OA	Page Charges	Publication Charges	Reprint	Submission Fee	Other	Total
Springer Nature	Closed/Hybrid	91	121,350 €	11,068 €		39,583 €	2,884 €		912 €			175,798 €
Elsevier	Closed/Hybrid	53	16,866 €	21,350 €		62,053 €	4,804 €	6,142 €	648 €			111,863 €
Frontiers	Gold	60	110,171 €									110,171 €
		62	25,310 €	4,590 €	3,445 €	47,389 €	18,273 €	4,669 €	150 €	122 €		103,948 €
Wiley	Closed/Hybrid	30	35,165 €	3,126 €	2,725 €	30,318 €	4,049 €	2,500 €		66 €	101 €	78,049 €
Copernicus GmbH	Gold	47	73,838 €									73,838 €
Multidisciplinary Digital Publishing Institute (MDPI)	Gold	62	69,123 €								189 €	69,312 €
Oxford University Press (OUP)	Closed/Hybrid	15	3,211 €	23,888 €		22,716 €	6,936 €		443 €	191 €	155 €	57,539 €
Public Library of Science (PLoS)	Gold	22	33,808 €									33,808 €
IOP Publishing	Closed/Hybrid	10	6,074 €	1,200 €		6,600 €	3,278 €					17,152 €

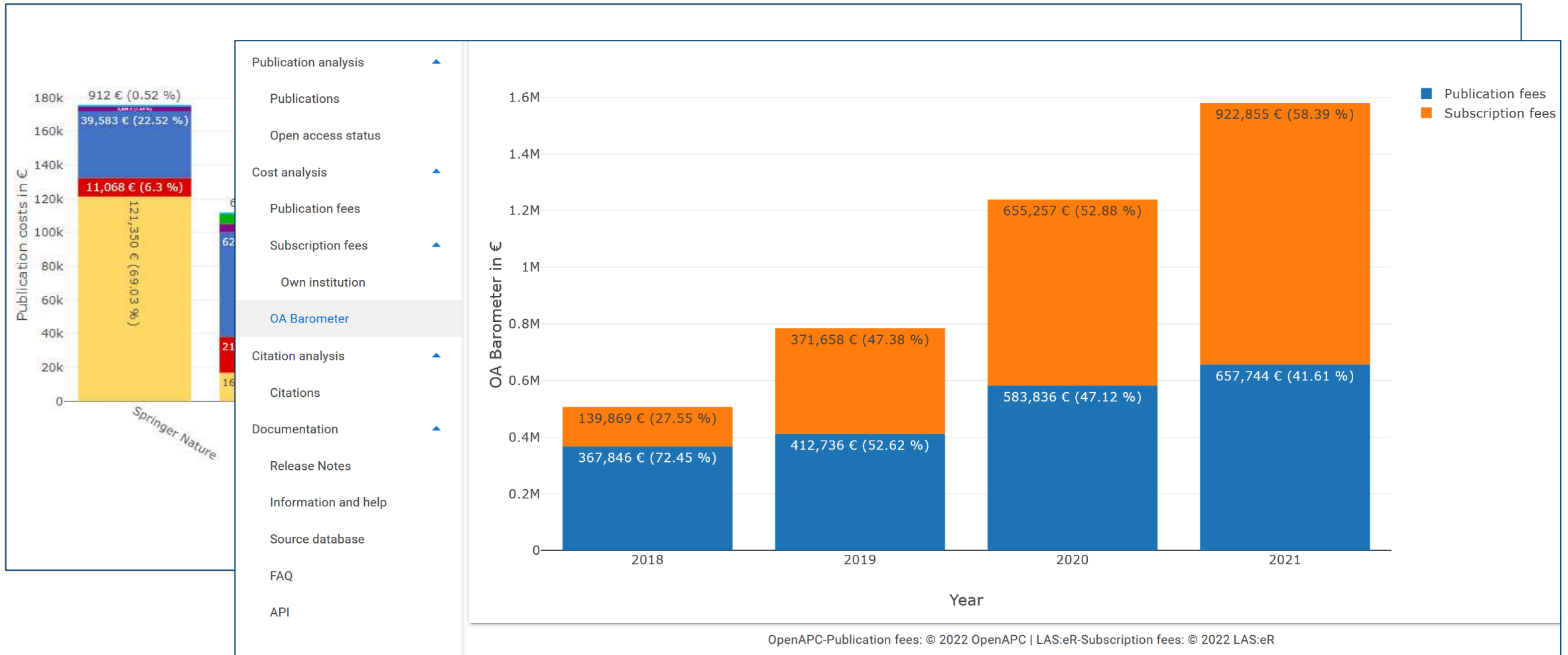
lines per page 10 1-10 of 29 < < > >



# TOTAL COST OF PUBLICATIONS IN THE OPEN ACCESS MONITOR



# TOTAL COST OF PUBLICATIONS IN THE OPEN ACCESS MONITOR



# ENABLING AND SHARING TOTAL COST TRANSPARENCY

