

Ultra-light dark matter in disk galaxies

Nitsan Bar,^{1,*} Kfir Blum,^{1,2,†} Joshua Eby,^{1,‡} and Ryosuke Sato^{3,§}

¹Weizmann Institute of Science, Rehovot 7610001, Israel

²Theory department, CERN, CH-1211 Geneva 23, Switzerland

³Deutsches Elektronen-Synchrotron (DESY), Notkestraße 85, D-22607 Hamburg, Germany

(Dated: March 11, 2019)

Analytic arguments and numerical simulations show that bosonic ultra-light dark matter (ULDM) would form cored density distributions (“solitons”) at the center of galaxies. ULDM solitons offer a promising way to exclude or detect ULDM by looking for a distinctive feature in the central region of galactic rotation curves. Baryonic contributions to the gravitational potential pose an obstacle to such analyses, being (i) dynamically important in the inner galaxy and (ii) highly non-spherical in rotation-supported galaxies, resulting in non-spherical solitons. We present an algorithm for finding the ground state soliton solution in the presence of stationary non-spherical background baryonic mass distribution. We quantify the impact of baryons on the predicted ULDM soliton in the Milky Way and in low surface-brightness galaxies from the SPARC database.

PACS numbers:

I. INTRODUCTION

An ultra-light bosonic field oscillating around a minimum of its potential [1–4] can play the role of dark matter (DM). On cosmologically large scales ultra-light dark matter (ULDM) behaves similarly to cold weakly-interacting massive particle (WIMP) dark matter, reproducing its success with respect to the cosmic microwave background and large-scale structure. On smaller scales comparable to the de Broglie wavelength, ULDM behaves differently to WIMPs. In particular, at the centre of galactic halos ULDM develops cored density profiles that lead to markedly different predictions than those found for ordinary WIMPs [1, 5–30]. The cored ULDM distributions correspond to quasi-stationary minimum energy solutions of the equations of motion. We will follow common convention and refer to these solutions as “solitons”.

Ref. [23] analysed the rotation curves of well-resolved low surface-brightness (LSB) disk galaxies from the SPARC database [31] and pointed out that these galaxies fail to show the soliton feature predicted by numerical simulations [9, 10, 32]¹. This led to the bound $m \gtrsim 10^{-21}$ eV. A similar constraint² was found in [26] considering the dwarf spheroidal galaxy Eridanus-II. The matter power spectrum inferred from Ly- α forest analyses yields a comparable bound [34–38]³. These lower bounds on m are interesting

because they probe DM using gravity alone, without requiring any direct interactions with SM fields; because they define how light DM could possibly be; and also because ULDM with $m \sim (10^{-22} - 10^{-21})$ eV was suggested as an explanation for puzzles facing the WIMP paradigm on small scales [16, 47].

In the attempt to constrain (or detect) ULDM with galactic kinematics, an important issue is the modelling of the baryonic contribution to the gravitational potential which can distort the soliton⁴. Ref. [23] analysed the solution in the presence of a spherically-symmetric background potential, in order to estimate the size of the effect. That was found to be significant for the Milky Way (MW), but not significant for the relevant SPARC LSB galaxies. However, both in the MW and in rotation-supported SPARC galaxies, the baryonic mass distribution is non-spherical, following disk-like morphology. In a non-spherical system dynamics in the central region of the galaxy can be affected by the mass distribution at larger radii. It is therefore important to extend the soliton+baryon analysis to non-spherical configurations.

In this paper we present an algorithm to calculate the soliton solution in the presence of a non-spherical background gravitational potential. The algorithm is simple, fast and accurate and can replace the standard one-dimensional shooting method used for solving the spherically symmetric soliton.

Our goals in presenting this tool are twofold. First, it allows to perform a self-consistent analysis of the velocity profile in disk galaxies. Once the baryonic mass distribution is specified (presumably with input from photometry), the soliton contribution to the gravitational potential requires a single free parameter in the fit. This parameter can be

*Electronic address: nitsan.bar@weizmann.ac.il

†Electronic address: kfir.blum@cern.ch

‡Electronic address: joshaeby@gmail.com

§Electronic address: ryosuke.sato@desy.de

¹ Ref. [33] reported independent evidence against soliton cores.

² Ref. [26] noted that dynamics of a central star cluster in Eridanus-II could potentially probe ULDM up to $m \sim 10^{-19}$ eV.

³ See also [39, 40]. A bound, $m \gtrsim 10^{-23}$ eV, comes from scalar metric perturbations induced by ULDM [41] that were searched for in pulsar timing signals [42]. Heating of the MW disk suggests $m > 0.6 \times 10^{-22}$ eV [43]. More tentative constraints include $m > 1.5 \times 10^{-22}$ eV [44], based on preliminary analysis of stellar streams

in the Milky Way, and $m > 8 \times 10^{-21}$ [45], assuming that 21cm results by EDGES [46] are confirmed.

⁴ See [48] for a preliminary study of the dynamical impact of stars in ULDM numerical simulations.

chosen to be, e.g., the soliton mass. For example, stellar kinematics in the MW could provide a testing ground for ULDM up to $m \sim 10^{-19}$ eV [23]. To this end, implementing the soliton in a self-consistent manner would be crucial and we expect that our tool would be useful.

Second, we revisit the analysis of Ref. [23] of baryonic effects in SPARC galaxies. As noted in [23], the soliton–halo relation predicted by DM-only numerical simulations strongly over-predicts the circular velocity in the centres of dozens of galaxies if $m < 10^{-21}$ eV. In many cases, the predicted soliton mass in the central ~ 100 pc of the galaxy exceeds the observationally allowed total mass (baryonic+DM) in that region by factors of order 10. This large mass mismatch led [23] to expect that baryonic effects are unlikely to change the constraints. Here, focusing on two sample galaxies, we determine the soliton solution while accounting for the non-spherical baryonic mass distribution. When noting that the gas and stellar distributions are highly non-spherical, and when naively counting the mass outside of the soliton region, the total baryonic mass in both galaxies is comparable to or larger than the soliton mass. Nevertheless, in both cases our analysis largely confirms the expectations of [23], showing that the baryonic mass external to the soliton region does not significantly affect the solution.

Recently Ref. [49] considered a non-spherical parametrisation of ULDM halos and solitons and applied it to a Jeans analysis of dwarf spheroidal galaxies. Differently to our work here, Ref. [49] did not base their parametrisation of the ULDM core on a solution of the equations of motion (EOM). To our view, one of the main points of beauty in the discussion of ULDM in galaxies is that numerical simulations – with and without stars – actually do consistently show soliton solutions that satisfy the EOM⁵. Using the tools we provide here, refining the analysis of [49] by solving for the self-consistent soliton would be straightforward.

The outline of this paper is as follows. In Sec. II we recall the ULDM equations of motion that define the soliton solution in the presence of an external (non-dynamical) background gravitational potential. The standard one-dimensional shooting method, that can be used to solve the spherically-symmetric problem, becomes impractical (in general) once the background potential is not spherically-symmetric because it requires a discrete infinity of shooting variables⁶. A simple numerical recipe to solve this problem, assuming an axisymmetric background potential, is detailed in App. A. While we do not pursue this here, extending the algorithm to full 3D is straightforward.

In Sec. IIA we discuss the soliton–host halo mass relation found in DM-only numerical simulations [9, 10, 32]. Ref. [23] showed that this relation is equivalent to the statement, that the specific energy (total energy per unit mass) of the host halo is equal to the specific energy of a self-

gravitating soliton. Here we point out that a more physical representation of the soliton–halo relation is obtained by equating the kinetic – rather than total – energy per unit mass of the soliton and the halo. This distinction is unimportant for DM-only simulations of massive halos, but becomes relevant once a background potential is introduced.

In Sec. III we take the MW as an illustrative example of a system where the potential due to baryons (mostly stars in this case) cannot be neglected in assessing the soliton properties. The analysis demonstrates the use of our numerical tool, but is not intended to provide constraints on ULDM: that would require a more comprehensive treatment that we postpone to future work.

In Sec. IV we consider two sample LSB galaxies from the SPARC database. For these galaxies, we reconstruct the circular velocity decomposition presented in the SPARC database using photometric data, reproducing the SPARC analysis. The baryonic mass models (stars+gas) derived in this way are used as input for the numerical non-spherical soliton solution, allowing us to revisit in detail the earlier rough estimates of Ref. [23]. We show that the total energy per unit mass, E/M , of the soliton is modified by the baryonic potential of these galaxies. However, the bulk of this effect is unphysical: it comes from a non-dynamical shift of the energy due to an external gravitational potential that is mostly constant throughout the relevant region of the galaxy. This is supported by the fact that – as we show – the specific kinetic energy, K/M , is essentially unaffected both for the soliton and the halo.

In Sec. V we summarise our results.

A number of technical details are postponed to appendices. As mentioned above, App. A describes the non-spherical soliton-finding algorithm. App. A1 specifies the steps required to implement a black hole in the code. In App. B we recall a convenient formula converting an axisymmetric mass distribution into the gravitational potential induced by it. In Sec. C we collect a useful auxiliary parametrisation for galactic discs, that we have found useful in modelling SPARC galaxies. App. D explains our reconstruction of the neutral gas distribution in UGC01281. Finally, our results in the main text are presented – for concreteness – assuming ULDM particle mass of $m = 10^{-22}$ eV; in App. E we show relevant results for $m = 10^{-21}$ eV.

II. SOLITONS IN A NON-SPHERICAL BACKGROUND

We consider a real, massive, free⁷ scalar field ϕ satisfying the Klein-Gordon equation of motion and minimally coupled to gravity. In the non-relativistic regime it is convenient to decompose ϕ as

$$\phi(x, t) = \frac{1}{\sqrt{2m}} e^{-imt} \psi(x, t) + c.c., \quad (1)$$

⁵ See Secs. III and V.A in Ref. [23].

⁶ If the problem is axisymmetric, for example, then one independent shooting variable is needed for every azimuthal Legendre l -mode. See [50] for a previous attempt to solve the problem.

⁷ Analyses of interacting fields can be found in, e.g. [7, 8, 51, 52].

with complex field ψ that varies slowly in space and time and satisfies the Schrödinger-Poisson equations (SPE) [53]

$$i\partial_t\psi = -\frac{1}{2m}\nabla^2\psi + m(\Phi + \Phi_b)\psi, \quad (2)$$

$$\nabla^2\Phi = 4\pi G|\psi|^2. \quad (3)$$

In Eq. (2) we include an external contribution to the gravitational potential, given by Φ_b . We consider Φ_b as the effect of a distribution of baryonic mass. Our working assumption is that Φ_b should be constrained by external information such as photometry and microlensing measurements.

We look for a quasi-stationary phase-coherent solution for the ULDM, described by the ansatz

$$\psi(x, t) = \left(\frac{mM_{pl}}{\sqrt{4\pi}}\right) e^{-i\gamma mt} \chi(x) \quad (4)$$

where $M_{pl} = 1/\sqrt{G}$. The parameter γ is an eigenvalue of the SPE subject to the bound-state boundary conditions that we describe below.

We rescale the spatial coordinate,

$$x \rightarrow mx, \quad (5)$$

keeping this convention throughout the rest of the paper. Then in terms of the dimensionless χ and x the SPE are

$$\nabla^2\chi = 2(\Phi + \Phi_b - \gamma)\chi, \quad (6)$$

$$\nabla^2\Phi = \chi^2. \quad (7)$$

We assume cylindrical symmetry and parity symmetry ($x_3 = z \rightarrow -z$), and define the radial coordinate in the plane $R = \sqrt{x_1^2 + x_2^2}$. At $\sqrt{R^2 + z^2} \rightarrow \infty$ the potentials Φ and Φ_b are assumed to decay $\propto 1/\sqrt{R^2 + z^2}$, implying that χ decays approximately exponentially $\propto e^{-\sqrt{2|\gamma|(R^2+z^2)}}$. A given value of χ at the origin, specified by

$$\chi(R=0, z=0) = \lambda^2 \quad (8)$$

with λ a real positive number, fixes the minimal energy solution of Eqs. (6-7) consistent with the boundary conditions.

In the case of vanishing Φ_b , solutions of Eqs. (6-7) admit a scaling symmetry, the orbit of which can be parametrised by λ . This scaling symmetry is, in general, broken by $\Phi_b \neq 0$. It remains true, however, that varying the value of λ in Eq. (8) generates the continuous family of solutions of Eqs. (6-7). Thus, λ remains a useful tool to parameterise the mass, energy and any other property of the solution. For reference, the self-gravitating soliton (found for $\Phi_b = 0$) satisfies $M \approx 2.06\lambda \frac{M_{pl}^2}{m} \approx 2.8 \times 10^{12} \lambda \left(\frac{m}{10^{-22} \text{ eV}}\right)^{-1} M_\odot$ and $E/M \approx -0.23\lambda^2 \approx -0.054 \left(\frac{M}{M_{pl}^2/m}\right)^2$. When baryons induce $\Phi_b \neq 0$ these relations are modified in a way that we will discuss below.

We have developed a numerical relaxation method to find the ground state soliton solution for any axisymmetric background potential satisfying the boundary conditions

described below Eq. (7). The algorithm is described in App. A, and is one of the main results of this paper.

In the next subsection we clarify some issues related to the soliton-host halo relation found in DM-only numerical simulations. Then, in the following sections we illustrate the use of the numerical tool of App. A by analysing the baryonic effects on the predicted ULDM soliton in the Milky Way and in two disk galaxies from the SPARC database.

A. Soliton – halo relation: E/M vs. K/M

We can compute the soliton mass M and energy E (recall that x is measured in units of $1/m$),

$$M \approx 10^{11} M_\odot \left(\frac{m}{10^{-22} \text{ eV}}\right)^{-1} \int d^3x \chi^2, \quad (9)$$

$$E \approx 10^{11} M_\odot \left(\frac{m}{10^{-22} \text{ eV}}\right)^{-1} \times \int d^3x \left(\frac{1}{2} (\nabla\chi)^2 + \left(\frac{\Phi}{2} + \Phi_b\right) \chi^2 \right). \quad (10)$$

It is useful to separate the total energy into kinetic energy + potential energy,

$$E = K + P, \quad (11)$$

where K comes from the gradient term and P comes from the $\Phi/2 + \Phi_b$ term in Eq. (10). For a self-gravitating system in virial equilibrium, $P = -2K$ and $E = -K$. This applies to the self-gravitating soliton obtained for $\Phi_b = 0$. When we turn on a background potential the soliton ceases to be self-gravitating, so that $E \neq -K$ for $\Phi_b \neq 0$.

Ref. [23] showed that the empirical soliton-host halo relation found in the DM-only numerical simulations of Ref. [10] is equivalent to the statement

$$\frac{E}{M} \Big|_{\text{soliton}} = \frac{E}{M} \Big|_{\text{halo}}. \quad (12)$$

Note that on the LHS of Eq. (12), $\frac{E}{M} \Big|_{\text{soliton}}$ is defined for the self-gravitating soliton *without* including the gravitational potential induced by the large-scale halo. The halo gravitational potential Φ_h is approximately constant in the halo inner region where the soliton occurs and can be estimated as $\Phi_h \sim 10 \frac{E}{M} \Big|_{\text{halo}}$, up to $\mathcal{O}(1)$ corrections depending on the detailed shape of the halo [23]. If we were to include the correction to the soliton energy due to this constant background potential, it would change: $\frac{E}{M} \Big|_{\text{soliton}} \rightarrow \frac{E}{M} \Big|_{\text{soliton}} + \Phi_h$. This discussion suggests that the soliton-host halo relation is better expressed using kinetic energy, rather than total energy:

$$\frac{K}{M} \Big|_{\text{soliton}} = \frac{K}{M} \Big|_{\text{halo}}. \quad (13)$$

Because Φ_h is approximately constant over the region where the soliton is supported, the soliton shape is not distorted and its kinetic energy is not modified from its value for the self-gravitating solution. This means that for massive halos in DM-only simulations, Eq. (13) and Eq. (12) are indistinguishable.

Eq. (13) and Eq. (12) become distinguishable when we turn on $\Phi_b \neq 0$, with a nontrivial spatial profile such that Φ_b is not constant throughout the large-scale halo.

III. APPLICATION: THE MILKY WAY

We now consider soliton solutions in the background of a gravitational potential Φ_b , chosen to roughly mimic the inner region of the MW. Our goal is to illustrate the approximate size of the baryonic effects on the soliton, and not to characterise these effects in full; a detailed, accurate and precise modelling of the inner MW stellar and gas mass distributions is challenging and is postponed to future work. For concreteness, throughout this section we set $m = 10^{-22}$ eV.

The dominant contributions to the stellar mass profile of the MW inner few hundred pc were described in the photometric analysis of Launhardt et al [54] as a spherical nuclear stellar cluster (NSC) and a nuclear stellar disk (NSD), composing together the nuclear bulge (NB).

In addition to the stellar components, dynamics in the central ~ 1 pc is dominated by a super-massive black hole (SMBH) with mass $M_{BH} \approx 4 \times 10^6 M_\odot$. Here we omit the SMBH contribution, which was studied in [23] and shown to have negligible impact on the soliton for $m \lesssim 10^{-20}$ eV. We note that the numerical code in App. A is capable of handling the SMBH contribution via the procedure described in App. A1. A gas torus at scale radius of ~ 100 pc contributes $\sim 2 \times 10^7 M_\odot$. For simplicity, the gas is also neglected here in comparison to the stellar components.

The NSC density profile was modelled as

$$\rho_{NSC}(r) = \frac{\bar{\rho}_{NSC}}{1 + \left(\frac{r}{0.22}\right)^{n_{NSC}}} \theta(200 - r), \quad (14)$$

where $r = \sqrt{R^2 + z^2}$ is stated in pc. $\bar{\rho}_{NSC} = 3.3 \times 10^6 M_\odot/\text{pc}^3$ for $r < r_0$ and $\bar{\rho}_{NSC} = 9.0 \times 10^7 M_\odot/\text{pc}^3$ for $r \geq r_0$, with $r_0 = 6$ pc. The index $n_{NSC} = 2$ for $r < r_0$ and $n_{NSC} = 3$ for $r \geq r_0$ (keeping the profile continuous at r_0). With these parameters we have⁸ $M_{NSC} \simeq 5.3 \times 10^7 M_\odot$.

We parametrise the NSD stellar mass density as follows,

$$\rho_{NSD}(R, z) = \frac{\bar{\rho}_{NSD}}{1 + \left(\frac{R}{250}\right)^{14}} \left(1 - \tanh^4\left(\frac{R}{140}\right)\right) e^{-\frac{|z|}{15}}, \quad (15)$$

⁸ This NSC mass is larger than that quoted in [54] by a factor of ~ 1.8 . We are not sure of the reason for this mismatch, but it does not have an important effect on our results.

where $\bar{\rho}_{NSD} = 330 M_\odot/\text{pc}^3$ and where z and R are stated in pc. This parametrisation approximately reproduces the NIR stellar volume emissivity model derived in [54] and yields an NSD mass $M_{NSD} \simeq 10^9 M_\odot$, consistent within the uncertainty with the value of $(1.4 \pm 0.6) \times 10^9 M_\odot$ quoted by [54].

A kinematic detection supporting the disk-like morphology of the NSD was given in [55], and the mass and approximate scale estimates are consistent with the dynamical modelling of [56] and with microlensing analyses [57] that probe the outer boundary of the NSD region.

In what follows we define $\Upsilon_L \equiv \Upsilon/\Upsilon_{\text{Launhardt}}$ as the mass-to-light ratio of the stellar distribution compared to the one used in Ref. [54]. We vary Υ_L to explore the consequences of different total stellar mass in the NB region.

In Fig. 1 we plot the soliton mass vs. λ , which allows us to access different solutions. For $\lambda \gtrsim 10^{-3}$ we retrieve the self-gravitating soliton result, shown by the dashed line. For smaller λ we find $M \propto \lambda^4$ [23]⁹. Fig. 1 can be compared to Fig. 16 in Ref. [23] which considered a spherically-averaged approximation to the same stellar mass model. It shows an $\mathcal{O}(1)$ difference in the M vs. λ relation in the phenomenologically interesting range $\lambda \sim 10^{-4} - 10^{-3}$.

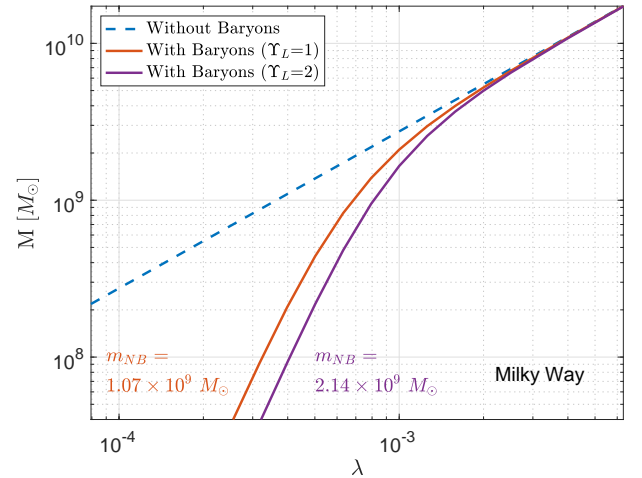


FIG. 1: Soliton M - λ relation in the stellar-induced background gravitational potential of the inner MW. For a halo mass $M_h = 10^{12} M_\odot$, the soliton host-halo relation found in DM-only numerical simulations predicts $\lambda = 4.9 \times 10^{-4}$. The ULDM particle mass is $m = 10^{-22}$ eV. Υ_L is defined in the text.

In Fig. 2 we study the deformation in the soliton shape caused by the stellar mass distribution, at fixed soliton mass $M \approx 1.35 \times 10^9 M_\odot$ predicted by DM-only numerical simulations for a halo mass $M_h = 10^{12} M_\odot$. The contour lines show the soliton mass density normalised to a reference value of $23.6 M_\odot/\text{pc}^3$. Solid lines show the result for

⁹ This can be understood as follows. For small λ the external potential dominates and the SPE reduce to $\nabla^2 \chi \approx 2(\Phi_b - \gamma)\chi$. Since this equation is homogeneous and linear in χ , the normalisation at $x = 0$ is a multiplicative factor and $M \propto \int d^3x \chi^2 \propto \lambda^4$.

the self-gravitating soliton and dashed lines show the result obtained when Φ_b is included in the SPE.

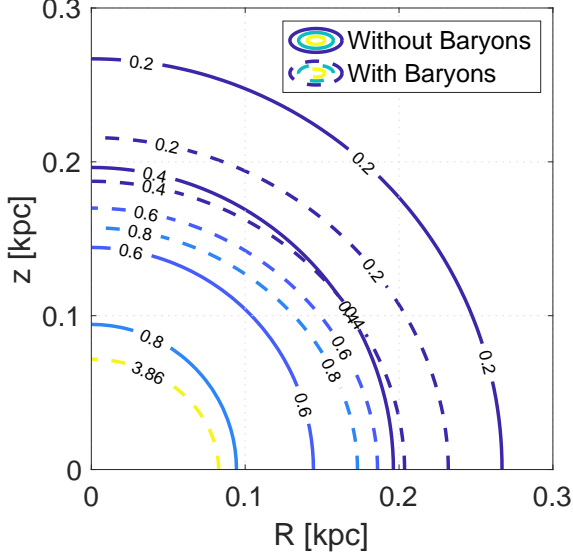


FIG. 2: Mass density contours of a soliton in the inner MW. The density is normalised to a reference value of $23.6 \text{ M}_\odot/\text{pc}^3$. We set $m = 10^{-22} \text{ eV}$ in the plot. The soliton mass is fixed at $M \approx 1.35 \times 10^9 \text{ M}_\odot$. Solid lines show the result for the self-gravitating soliton and dashed lines show the result when Φ_b is included in the SPE.

It is instructive to consider the observable (in principle) soliton-induced effective circular velocity,

$$v_{\text{eff}}(x) = \sqrt{x \cdot \nabla \Phi}. \quad (16)$$

In Fig. 3 we plot v_{eff} on the plane of the disk ($z = 0$, dashed red) and transverse to the disk on the z -axis ($R = 0$, dot-dashed yellow). For comparison, we also plot v_{eff} computed for a self-gravitating soliton with the same mass (solid blue). The main effect of the background stellar potential is to contract the soliton-induced peak velocity deeper into the inner halo, enhancing the peak velocity; this is an $\mathcal{O}(1)$ effect that cannot be ignored in realistic modelling of kinematic data. The deviation from radial symmetry is, however, small: a simplified treatment taking as input a radially-averaged baryonic mass distribution could suffice for practical purposes. For comparison, the result of such a procedure is plotted in the dotted line in Fig. 3.

In the top (bottom) panel of Fig. 4 we plot the total energy (kinetic energy) per unit mass as a function of soliton mass M . For $M \gtrsim 10^{10} \text{ M}_\odot$ the self-gravitating soliton result is retrieved. For small M we find that E/M and K/M approach constant values. The reason for this scaling follows along the same lines of footnote 9 which shows that at small λ , when the background potential dominates, M , E and K all scale as $\propto \lambda^4$ leading to constant E/M and K/M .

For a halo mass $M_h = 10^{12} \text{ M}_\odot$, the soliton–host halo relation found in DM-only numerical simulations of [9, 10]

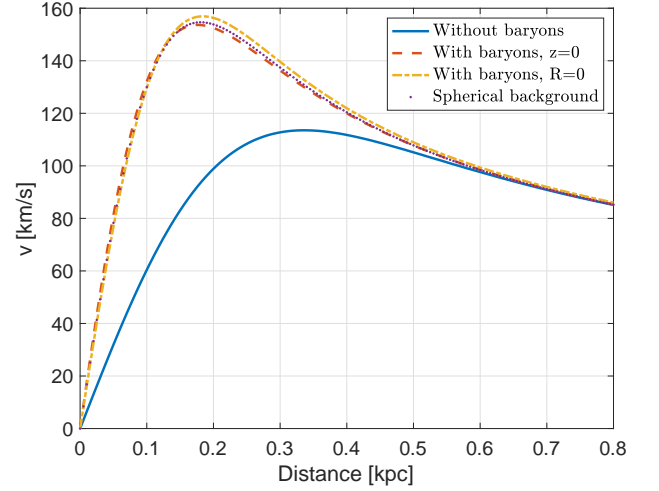


FIG. 3: Effective circular velocity induced by a MW soliton. We set $m = 10^{-22} \text{ eV}$ in the plot and fix the soliton mass at $M \approx 1.35 \times 10^9 \text{ M}_\odot$, predicted by DM-only numerical simulations for a halo mass $M_h = 10^{12} \text{ M}_\odot$. Solid lines show the result for the self-gravitating soliton and dashed lines show the result when Φ_b is included in the SPE. The dotted line shows the result when the NSD is replaced by a spherical rearrangement of the same mass.

(summarised by Eq. (13)) predicts $K/M \approx 5.5 \times 10^{-8}$ [23], shown by the black dot-dashed line. The shaded band denotes a factor of two spread around this prediction, motivated by the halo-to-halo spread seen in the simulations.

Fig. 4 shows that because of the stellar-induced background potential, K/M for an actual soliton solution in this background is significantly deformed. This means that baryonic effects are likely to significantly modify the soliton properties, and the soliton–halo expectation from DM-only numerical simulations cannot be taken at face value. A consistent way to constrain (or possibly detect) an ULDM soliton in the MW, would be by a combined analysis of kinematical modelling and photometry, where the stellar potential constrained by photometry is used to self-consistently calculate the soliton shape and where the soliton mass is taken as a free parameter.

Ref. [58] argued for dynamical evidence in favour of an ULDM soliton in the MW, with $m \approx 10^{-22} \text{ eV}$ and $M \approx 10^9 \text{ M}_\odot$ in tantalising agreement with the expectations of DM-only numerical simulations. The dynamical evidence for a dense central mass component is consistent with earlier studies [23, 54–56]. Unfortunately, as we reviewed here and in [23] (see Sec. V.B there), there is room for and photometric evidence of about 10^9 M_\odot in stars within the $\sim 200 \text{ pc}$ would-be soliton region [54]. Thus, the central mass component could well be due to ordinary baryonic matter. Other systems, such as well-resolved LSB galaxies, offer much cleaner laboratories in which to look for ULDM solitons. We turn to such systems in the next section.

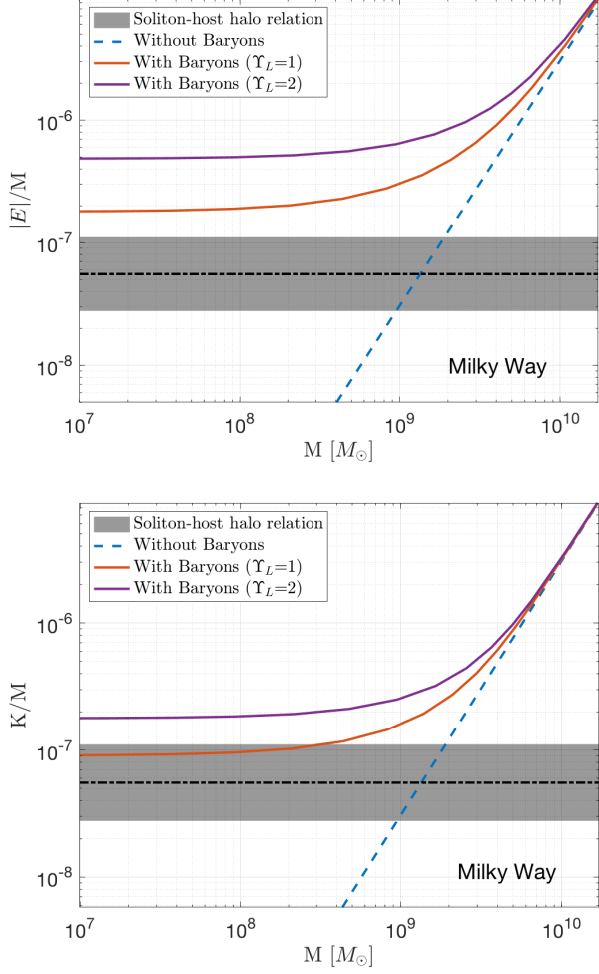


FIG. 4: Specific energy $|E|/M$ (top) and specific kinetic energy K/M (bottom) for a soliton in the MW. For a halo mass $M_h = 10^{12} M_\odot$, the soliton host-halo relation found in DM-only numerical simulations predicts $|E|/M = K/M \approx 5.5 \times 10^{-8}$ [23], shown by the black dot-dashed line with a shaded band denoting a factor of two spread (see text for more details).

IV. APPLICATION: LOW SURFACE-BRIGHTNESS SPARC GALAXIES

Our second discussion of non-spherical solitons involves two low surface-brightness (LSB) disk galaxies from the SPARC database [31]: UGC01281 and F571-8. We choose these galaxies as representative examples of a larger sample including dozens of well-resolved LSB galaxies. For concreteness, throughout this section we set $m = 10^{-22}$ eV. Results for $m = 10^{-21}$ eV are collected in App. E.

The baryonic mass contributions in SPARC galaxies is divided into a spherical bulge component and axisymmetric disk and gas components. The stellar mass distribution is calibrated to match surface brightness data from Spitzer. The computation of the gravitational potential due to the disk is detailed in App. C. We focus here on galaxies that

are consistent with negligible bulge.

The gas mass distribution for UGC01281 (not relevant for F571-8) is calibrated to approximately match the HI surface brightness data reported in [59], normalising to the total gas mass reported in [60]. We provide details on the gas fitting procedure in App. D.

In our computation we fix the total gas mass to match the total mass inferred from the photometry and vary the stellar mass-to-light ratio of the disk from $\Upsilon_d = 0$ up to larger values that saturate the observed kinematic velocity [61].

In Fig. 5 we plot the $M - \lambda$ relation for a soliton in UGC01281. In the top (bottom) panel of Fig. 6 we plot the total energy (kinetic energy) per unit mass vs. M . The dashed black line denotes the soliton-halo prediction of DM-only numerical simulations. The shaded band shows a factor of two spread around this prediction.

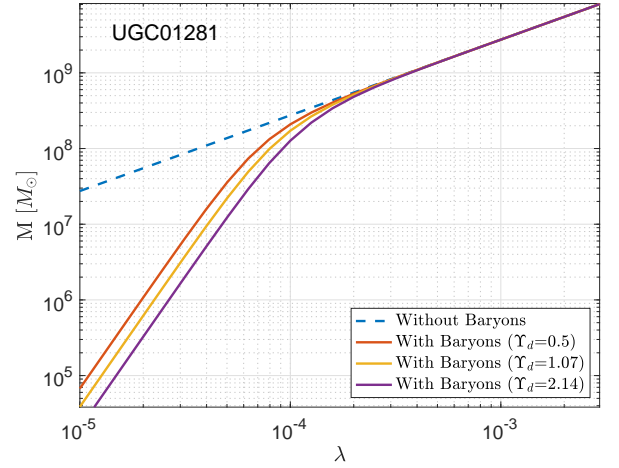


FIG. 5: Soliton $M - \lambda$ relation in the baryonic-induced background gravitational potential of UGC01281. The soliton host-halo relation found in DM-only numerical simulations predicts $\lambda = 2.2 \times 10^{-4}$. The ULDM particle mass is $m = 10^{-22}$ eV.

Inspecting Fig. 6 we see that in the neighbourhood of E/M values that conform to the DM-only simulation prediction, the actual E/M for a soliton in UGC01281 is significantly shifted compared to the self-gravitating solution. However, the effect on K/M is much less pronounced: the soliton shape is essentially unaffected.

We can also estimate the baryonic effect on the dynamics of the large-scale halo. To do this, we can compare the observed kinematic velocity at large distances ($r \sim 5$ kpc in this example) with the contribution to the velocity that can be attributed to the baryons. The velocity decomposition is shown in the top panel of Fig. 9 (discussed in more detail at the end of this section). We find $v_{\text{baryons}}^2/v_{\text{obs}}^2 \sim 0.26$ (~ 0.39), when adopting $\Upsilon_d = 1.07$ ($\Upsilon_d = 2.14$). This means that the baryonic potential distorts the ULDM large-scale halo K/M by no more than 40%.

The next galaxy we consider is F571-8. Soliton properties for this galaxy are presented in Figs. 7 and 8. Here, for simplicity, we ignore the (negligible) gas contribution

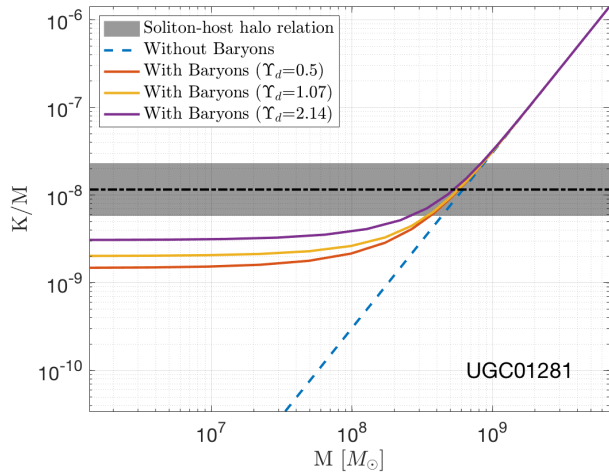
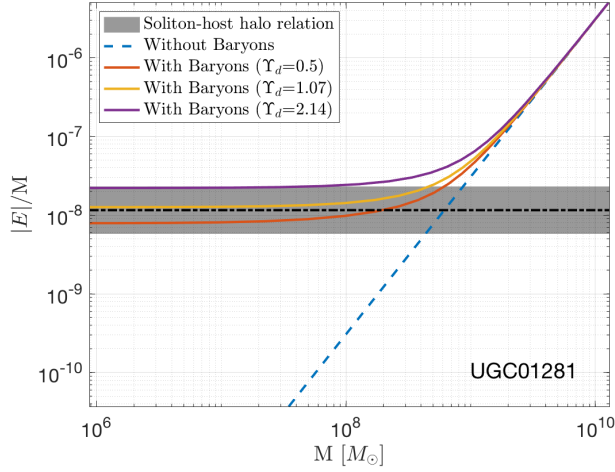


FIG. 6: Specific energy $|E|/M$ (top) and specific kinetic energy K/M (bottom) for a soliton in UGC01281. The soliton host-halo relation found in DM-only numerical simulations predicts $|E|/M = K/M \approx 10^{-8}$ [23], shown by the black dashed line with a shaded band denoting a factor of two spread.

in computing the soliton. Again, K/M for a soliton in F571-8 is unaffected by baryons in the parameter region expected from DM-only simulations. The case of F571-8 is even clearer than UGC01281 because the baryonic effect on the dynamics of the large-scale halo, as seen by inspecting the rotation curve decomposition (bottom panel of Fig. 9), is not larger than $\sim 5\%$.

In the top (bottom) panel of Fig. 9 we show the rotation curve decomposition of UGC01281 and F571-8, as found in the SPARC database. The contribution due to soliton solutions with different values of λ (indicated in the plot) are overlaid in red, blue and black. The solitons are computed assuming different values of the disk stellar mass-to-light ratio Υ_d , listed in the caption. The central value of λ (in blue) corresponds to the prediction of DM-only numerical simulations. For these predicted solitons the baryonic potential makes a negligible impact on the soliton shape, regardless

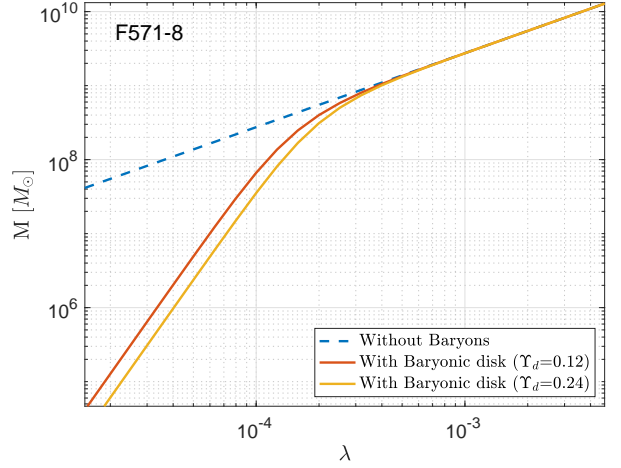


FIG. 7: Same as Fig. 5, but done for F571-8.

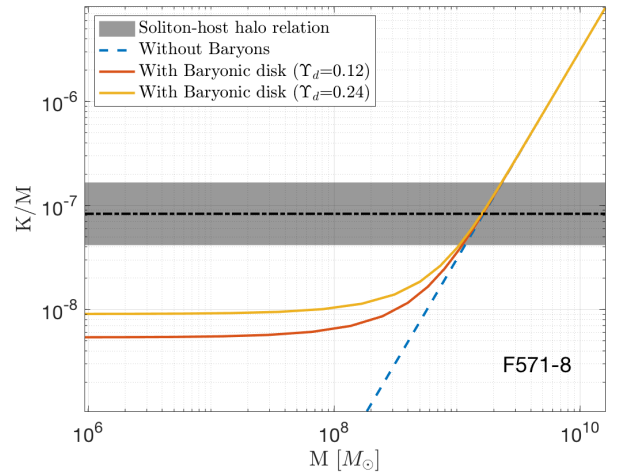
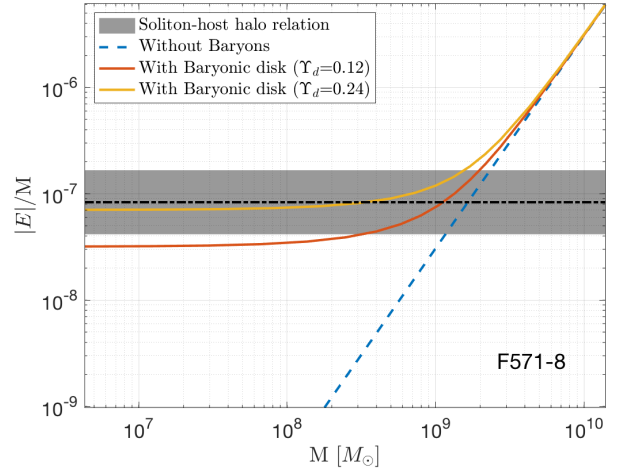


FIG. 8: Same as Fig. 6, but done for F571-8.

of the value of Υ_d in both galaxies.

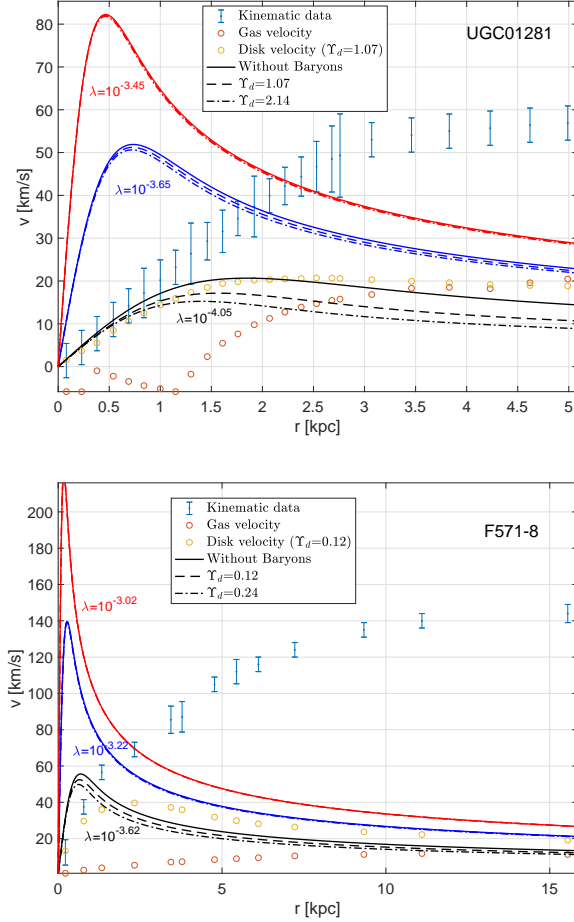


FIG. 9: **Top:** Rotation curve SPARC data of UGC01281, overlaid with soliton solutions assuming background baryonic-induced potential parametrised by stellar disk mass-to-light ratio Υ_d augmented by neutral gas mass distribution consistent with the observed HI brightness measurements. The highest Υ_d is chosen to saturate the error budget of the innermost kinematic velocity data points. The central value, $\lambda = 10^{-3.65}$ (blue) is based on the DM-only numerical simulation prediction. **Bottom:** Same for F571-8 (for this galaxy, the gas contribution is neglected in the soliton computation). The DM-only simulations predict $\lambda = 10^{-3.22}$.

We conclude that if Eq. (13) correctly captures the soliton–halo relation of the simulations, then UGC01281 and F571-8 are clean systems in which to constrain the ULDM model, in the sense that the baryonic contribution to the gravitational potential is not important both for the large-scale halo and for the central soliton. These conclusions stay unchanged when we consider more massive ULDM with $m = 10^{-21}$ eV (see App. E). Dozens of other comparably clean systems exist in the SPARC database. The constraints derived in Ref. [23] should therefore apply and ULDM with $m < 10^{-21}$ eV is in tension with the data.

V. SUMMARY

An ultra-light bosonic field oscillating around a minimum of its potential can play the role of dark matter (DM). On scales of order the effective de Broglie wavelength, wave mechanics dictates the dynamics of this ultra-light dark matter (ULDM) opening potential avenues to constrain (or detect) ULDM in various astrophysical and cosmological systems.

Stellar and gas kinematics of rotation-supported low surface-brightness (LSB) galaxies were used in Ref. [23] to derive the constraint $m \gtrsim 10^{-21}$ eV. This constraint relies on the validity of a soliton–host halo relation, found in DM-only numerical simulations. It is important to assess to what extent baryons could affect these results. For a non-spherical baryonic distribution, a new numerical tool was required in order to calculate the properties (shape, mass, energetics) of the non-spherical soliton obtained in the presence of the baryonic-induced background gravitational potential. In this paper we provided a simple algorithm (see Sec. II and App. A) that achieves this goal.

To illustrate the potential use of the non-spherical soliton solver, we estimated the impact of a Milky Way (MW) nuclear stellar disk (NSD) on an ULDM soliton. Adopting a plausible parameterisation of the stellar distribution, motivated by photometric measurements, we find that the NSD would distort the shape and energetics of an $m = 10^{-22}$ eV ULDM soliton at the $\mathcal{O}(1)$ level. Thus, an attempt to constrain ULDM in the MW should self-consistently account for the gravitational effect of stars. While we did not enter such an analysis, the numerical tool we provided is an important step in this direction. Having said that, we note that while the soliton can be compressed by an internal clump of stars it is not easily deformed into non-spherical shape. In the MW example, the highly non-spherical nuclear stellar disk (NSD) leads to a soliton that is significantly contracted but remains spherical to a good approximation. As a result, a spherical rearrangement of the stellar mass distribution (namely, replacing the disk-like baryonic distribution by a radially-averaged profile) would most likely be sufficient to calculate the soliton in a kinematical analysis.

Next, we revisited the SPARC galaxy analysis of [23]. Using two LSB galaxies as a concrete example, we modelled the baryonic potential consistent with photometric data and bracketed the possible impact on the shape and energetics of the predicted soliton. Our results reinforce the conclusions of [23], implying that baryons are not expected to change the constraints derived on ULDM based on rotationally-supported LSB SPARC galaxies.

Acknowledgments

We thank Ben Bar-Or and Scott Tremaine for discussions and Stacy McGaugh for clarifications regarding the SPARC database. KB is incumbent of the Dewey David Stone and Harry Levine career development chair. The work of KB and NB was supported by grant 1937/12 from the I-CORE program of the Planning and Budgeting Committee and the

Israel Science Foundation and by grant 1507/16 from the Israel Science Foundation. The work of JE was supported by the Zuckerman STEM Leadership Program.

Appendix A: Numerical algorithm for solitons in a non-spherical background potential

In what follows we describe a numerical method to find the ground state solution of Eqs. (6-7). This tool is one of the main results of our work: it is intended to be simple, fast, and robust enough to allow it to be used in detailed analyses of galactic kinematics with ULDM, in cases – such as the Milky Way galaxy – where the baryonic contribution to the gravitational potential in the soliton region cannot be neglected.

We assume that the baryonic-induced gravitational potential is a direct input to the code. Often, an input in

terms of the stellar and gas mass density could be more natural. Converting an axisymmetric mass distribution into its corresponding gravitational potential is a straightforward exercise that we recall in App. B.

We use an $N \times N$ discretised lattice with physical size $L \times L$ in the $R - z$ plane. The lattice spacing is $\delta = L/(N - 1)$. The physical coordinate of each point (recall that distance is measured in units of $1/m$) is

$$(R_i, z_j) = \left(\frac{i-1}{N-1}L, \frac{j-1}{N-1}L \right). \quad (\text{A1})$$

The Laplacian in cylindrical coordinates is

$$\nabla^2 \Phi = \left(\frac{\partial^2}{\partial R^2} + \frac{1}{R} \frac{\partial}{\partial R} \right) \Phi + \frac{\partial^2}{\partial z^2} \Phi. \quad (\text{A2})$$

We discretise it:

$$\left[\left(\frac{\partial^2}{\partial R^2} + \frac{1}{R} \frac{\partial}{\partial R} \right) \Phi \right]_{i,j} = \begin{cases} \frac{4(\Phi_{2,j} - \Phi_{1,j})}{\delta^2} & (i = 1) \\ \frac{\Phi_{i+1,j} - 2\Phi_{i,j} + \Phi_{i-1,j}}{\delta^2} + \frac{1}{R_i} \frac{\Phi_{i+1,j} - \Phi_{i-1,j}}{2\delta} & (1 < i < N) \end{cases} \quad (\text{A3})$$

$$\left[\frac{\partial^2}{\partial z^2} \Phi \right]_{i,j} = \begin{cases} \frac{2(\Phi_{i,2} - \Phi_{i,1})}{\delta^2} & (j = 1) \\ \frac{\Phi_{i,j+1} - 2\Phi_{i,j} + \Phi_{i,j-1}}{\delta^2} & (1 < j < N) \end{cases} \quad (\text{A4})$$

Note that we do not need to define $\nabla^2 \Phi$ at $i = N$ and/or $j = N$.

We start by initialising Φ as zero everywhere, assigning an initial test profile of χ that is conveniently chosen as some numerical approximation of the known self-gravitating solution; see, e.g. [11]. Throughout the calculation we enforce

$$\chi_{i,N} = \chi_{N,i} = 0. \quad (\text{A5})$$

The discretised Eq. (7) is then solved iteratively using the successive over-relaxation (SOR) method (see, e.g., ch.19.5 in [62]). In each iteration of the program, $\Phi_{i,j}$ ($i, j \neq 1, N$) is improved by the SOR method as

$$\begin{aligned} \Phi_{i,j}^{\text{new}} = & \Phi_{i,j}^{\text{old}} + \frac{\omega_\Phi \delta^2}{4} \times \\ & \left(\frac{\Phi_{i+1,j}^{\text{old}} - 2\Phi_{i,j}^{\text{old}} + \Phi_{i,j-1}^{\text{new}}}{\delta^2} + \frac{\Phi_{i+1,j}^{\text{old}} - \Phi_{i-1,j}^{\text{new}}}{2\delta R_i} \right. \\ & \left. + \frac{\Phi_{i,j+1}^{\text{old}} - 2\Phi_{i,j}^{\text{old}} + \Phi_{i,j-1}^{\text{new}}}{\delta^2} - \chi_{i,j}^2 \right), \end{aligned} \quad (\text{A6})$$

where ω_Φ is an auxiliary parameter¹⁰ that we set $\mathcal{O}(1)$. For $i = 1$ and/or $j = 1$, the RHS of Eq. (A6) should be modified

according to Eqs. (A3-A4). At $i = N$ and/or $j = N$, $\Phi_{i,j}$ is fixed by the following boundary conditions,

$$\Phi_{i,N} = \Phi_{N,i} = -\frac{\tilde{M}}{4\pi r_{i,N}}. \quad (\text{A7})$$

Here, $r_{i,N} = \sqrt{1 + (i-1)^2/(N-1)^2}L$ and the dimensionless¹¹ \tilde{M} is calculated as

$$\begin{aligned} \tilde{M} = & \frac{\pi \delta^3}{4} \chi_{1,1}^2 + \left(\sum_{i=2}^N 2\pi R_i \delta^2 \chi_{i,1}^2 \right) + \left(\sum_{j=2}^N \frac{\pi \delta^3}{2} \chi_{1,j}^2 \right) \\ & + \sum_{i,j=2}^N 4\pi R_i \delta^2 \chi_{i,j}^2, \end{aligned} \quad (\text{A8})$$

consistent with Gauss' Law (see Sec. A1 below).

Next, once Φ is fixed, the ground state solution of Eq. (6), χ_0 , can be found by considering the following imaginary

computations. This value was chosen somewhat arbitrarily based on tests of the rate of convergence.

¹¹ \tilde{M} is related to M , the physical mass of the soliton, via $M = \left(\frac{M_{\text{pl}}^2}{4\pi m} \right) \tilde{M}$.

¹⁰ To obtain our results in this paper, we have used $\omega_\Phi = 1.6$ in all

time evolution:

$$\frac{\partial}{\partial \tau} \chi(\tau) = \nabla^2 \chi - 2(\Phi + \Phi_b) \chi(\tau). \quad (\text{A9})$$

In the large τ limit, the asymptotic behaviour of χ is

$$\lim_{\tau \rightarrow \infty} \chi(\tau) \propto e^{-2\gamma\tau} \chi_0. \quad (\text{A10})$$

Thus, in each iteration, $\chi_{i,j}$ ($i, j \neq 1, N$) is improved as

$$\begin{aligned} \tilde{\chi}_{i,j} = & \chi_{i,j}^{\text{old}} \\ & + \frac{\omega_\chi \delta^2}{4} \left(\frac{\chi_{i+1,j}^{\text{old}} - 2\chi_{i,j}^{\text{old}} + \chi_{i,j-1}^{\text{old}}}{\delta^2} \right. \\ & + \frac{1}{R_i} \frac{\chi_{i+1,j}^{\text{old}} - \chi_{i-1,j}^{\text{old}}}{2\delta} \\ & + \frac{\chi_{i,j+1}^{\text{old}} - 2\chi_{i,j}^{\text{old}} + \chi_{i,j-1}^{\text{old}}}{\delta^2} \\ & \left. - 2(\Phi_{i,j} + \Phi_{b,i,j}) \chi_{i,j}^{\text{old}} \right), \quad (\text{A11}) \end{aligned}$$

$$\chi_{i,j}^{\text{new}} = \frac{\chi_{1,1}^{\text{old}}}{\tilde{\chi}_{1,1}} \tilde{\chi}_{i,j}, \quad (\text{A12})$$

where ω_χ is an auxiliary parameter¹² that we set $\mathcal{O}(1)$. For $i = 1$ and/or $j = 1$, the RHS of Eq. (A11) should be modified according to the prescription in Eqs. (A3-A4). At $i = N$ and/or $j = N$, $\chi_{i,j}$ is fixed by Eq. (A5).

We repeatedly update Φ and χ , using Eqs. (A6) and (A11), until convergence is attained. The eigenvalue γ is calculated as

$$\begin{aligned} \gamma = & \frac{-1}{2\chi_{i,j}} \left(\frac{\chi_{i+1,j} - 2\chi_{i,j} + \chi_{i,j-1}}{\delta^2} + \frac{1}{R_i} \frac{\chi_{i+1,j} - \chi_{i-1,j}}{2\delta} \right. \\ & \left. + \frac{\chi_{i,j+1} - 2\chi_{i,j} + \chi_{i,j-1}}{\delta^2} - 2(\Phi_{i,j} + \Phi_{b,i,j}) \chi_{i,j} \right). \quad (\text{A13}) \end{aligned}$$

To calculate the total soliton energy, we use Eq. (10) (averaging over adjacent grid sites can be useful in order to reduce numerical error):

$$\begin{aligned} \tilde{E} = & \int d^3x \left(\frac{1}{2} (\nabla \chi)^2 + \left(\frac{\Phi}{2} + \Phi_b \right) \chi^2 \right) \\ = & \sum_{i,j=1}^{N-1} 2\pi\delta (R_{i+1}^2 - R_i^2) \\ & \times \frac{[e_{i,j} + e_{i,j+1} + e_{i+1,j} + e_{i+1,j+1}]}{4} \quad (\text{A14}) \end{aligned}$$

with the integrand

$$\begin{aligned} e_{i,j} = & \frac{-\chi_{i,j}}{2} \left(\frac{\chi_{i+1,j} - 2\chi_{i,j} + \chi_{i,j-1}}{\delta^2} + \frac{1}{R_i} \frac{\chi_{i+1,j} - \chi_{i-1,j}}{2\delta} \right. \\ & \left. + \frac{\chi_{i,j+1} - 2\chi_{i,j} + \chi_{i,j-1}}{\delta^2} - (\Phi_{i,j} + 2\Phi_{b,i,j}) \chi_{i,j} \right). \quad (\text{A15}) \end{aligned}$$

For $i = 1$ and/or $j = 1$, the RHS of Eq. (A15) should be modified according to the prescription in Eqs. (A3-A4). We do not need to include $i = N$ and/or $j = N$, because there the integrand vanishes due to the boundary condition in Eq. (A5).

This concludes the description of the numerical scheme.

1. Adding a black hole

Here we explain how a central black hole (BH) can be added to the discretised grid calculation of App. A. To this end we derive a discretised version of Gauss's Law.

Using Eqs. (A3-A4), for $n < N$, we obtain

$$\sum_{i=1}^n \kappa_i \delta \left[\left(\frac{\partial^2}{\partial R^2} + \frac{1}{R} \frac{\partial}{\partial R} \right) \Phi \right]_{i,j} = \pi(2n-1) \frac{\Phi_{n+1,j} - \Phi_{n,j}}{\delta}, \quad (\text{A16})$$

$$\sum_{j=1}^n \lambda_j \delta \left(\frac{\partial^2 \Phi}{\partial z^2} \right)_{i,j} = 2 \frac{\Phi_{i,n+1} - \Phi_{i,n}}{\delta}, \quad (\text{A17})$$

where κ_i and λ_j are defined as

$$\kappa_i = \begin{cases} \pi/4 & (i=1) \\ 2(i-1)\pi & (i \neq 1) \end{cases}, \quad \lambda_j = \begin{cases} 1 & (j=1) \\ 2 & (j \neq 1) \end{cases}. \quad (\text{A18})$$

From these equations we obtain

$$\begin{aligned} & \sum_{i=1}^{n_i} \sum_{j=1}^{n_j} \kappa_i \lambda_j \delta^3 (\nabla^2 \Phi)_{i,j} \\ = & 2 \sum_{i=1}^{n_i} \kappa_i \delta^2 \times \frac{\Phi_{i,n_j+1} - \Phi_{i,n_j}}{\delta} \\ & + 2\pi \sum_{j=1}^{n_j} \lambda_j \frac{2n_i - 1}{2} \delta^2 \times \frac{\Phi_{n_i+1,j} - \Phi_{n_i,j}}{\delta}, \quad (\text{A19}) \end{aligned}$$

where $n_i, n_j < N$. This becomes the usual Gauss's law $\int_V \nabla^2 \Phi = \int_{\partial V} dS \cdot \nabla \Phi$ in the limit $\delta \rightarrow 0$.

Consider a black hole with physical mass M_{BH} , translated in our conventions to $M_{\text{BH}} = (M_{\text{pl}}^2/4\pi m) \tilde{M}_{\text{BH}}$. It gives the potential $\Phi_{\text{BH}} = -\tilde{M}_{\text{BH}}/(4\pi x)$. The Poisson equation is $\nabla^2 \Phi = \rho$; thus, the discretised ρ configuration that leads to Φ_{BH} and that is consistent with Gauss's Law, Eq. (A19), is

$$\rho_{i,j} = \begin{cases} \frac{4\tilde{M}_{\text{BH}}}{\pi\delta^3} & (i=j=1) \\ 0 & (i \neq 1 \text{ or } j \neq 1) \end{cases}. \quad (\text{A20})$$

¹² To obtain our results in this paper, we have used $\omega_\chi = 0.8$ in all computations. This value was chosen somewhat arbitrarily based on tests of the rate of convergence. We note that setting $\omega_\chi < \omega_\Phi$ appears to be useful (see footnote 10).

Finally, to interface to the code described in App. A, it is convenient to utilise the gravitational potential induced by the BH which is given on the axisymmetric grid as follows,

$$\Phi_{\text{BH},i,j} = \begin{cases} -\frac{11\tilde{M}_{\text{BH}}}{12\pi\delta} & (i = j = 1) \\ -\frac{\tilde{M}_{\text{BH}}}{4\pi r_{i,j}} & (i \neq 1 \text{ or } j \neq 1) \end{cases}. \quad (\text{A21})$$

The tricky point here is $\Phi_{\text{BH},1,1}$: this is determined by solving the discretised Poisson equation at the origin.

Appendix B: Gravitational potential of an axisymmetric mass distribution

The solution of the Poisson equation in axisymmetry can be found directly using the method of Fourier-Bessel transform. Following [63], the gravitational potential is given by

$$\phi(R, z) = -2\pi G \int_{-\infty}^{\infty} d\zeta \int_0^{\infty} du \rho(u, \zeta) K(R, u, |z - \zeta|), \quad (\text{B1})$$

where the kernel K is given by

$$\begin{aligned} K(R, u, z) &= u \int_0^{\infty} dk J_0(kR) J_0(ku) e^{-kz} \\ &= \frac{\sqrt{u}}{\pi\sqrt{R}} \text{Re} \left[Q_{-\frac{1}{2}} \left(\frac{R^2 + u^2 + z^2}{2Ru} \right) \right] \end{aligned} \quad (\text{B2})$$

with $Q_{-\frac{1}{2}}$ the Legendre function of the second kind of order $-\frac{1}{2}$. See also 6.612 (3) and 8.834 (1) in Ref. [64].

Appendix C: Modelling stellar disks

In order to simplify the analysis we take advantage of the Miyamoto-Nagai (MN) [65] disk parametrisation, described by the density profile

$$\begin{aligned} \rho_{\text{MN}}(R, z) &= \frac{M_{\text{MN}} b^2}{4\pi} \times \\ &\frac{aR^2 + (a + 3\sqrt{z^2 + b^2})(a + \sqrt{z^2 + b^2})^2}{(R^2 + (a + \sqrt{z^2 + b^2})^2)^{5/2} (z^2 + b^2)^{3/2}} \end{aligned} \quad (\text{C1})$$

for which the gravitational potential is known analytically:

$$\phi_{\text{MN}}(R, z) = -\frac{GM_{\text{MN}}}{\sqrt{R^2 + (a + \sqrt{z^2 + b^2})^2}}. \quad (\text{C2})$$

The parameters a , b , and M_{MN} define the disk scale-radius, thickness and mass. A sum of three MN profiles provides a reasonable approximation to the exponential disks of typical galaxies [66].

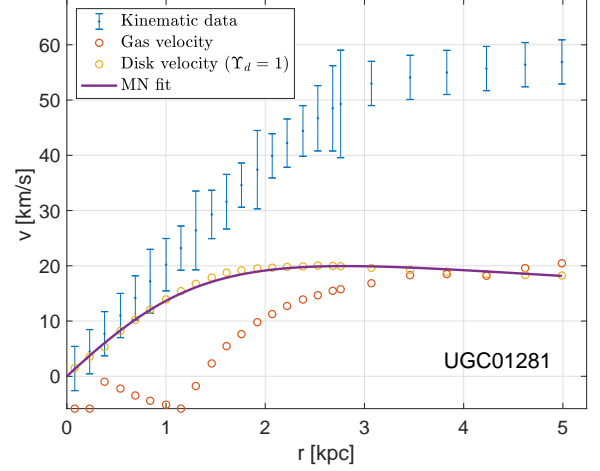


FIG. 10: MN fit for the disk of UGC01281. The disk fit is shown by the solid purple line, while the orange circles show the velocity attributed to the disk in the SPARC database for $\Upsilon_d = 1$.

In the SPARC database the surface brightness $\Sigma_L(R)$ of the disk component is reported. Assuming an exponential approximation for the vertical direction, the stellar mass density is given by

$$\rho(R, z) = \Upsilon_d \Sigma_L(R) \frac{e^{-\frac{|z|}{z_d}}}{2z_d} \quad (\text{C3})$$

where z_d is specified in the database for each galaxy. One can then fit the MN density on the disk plane,

$$\rho_{\text{MN}}(R, 0) = \frac{M_{\text{MN}} [aR^2 + (a + 3b)(a + b)^2]}{4\pi b [R^2 + (a + b)^2]^{5/2}}, \quad (\text{C4})$$

(or a sum of such functions) to

$$\rho(R, 0) = \frac{\Upsilon_d \Sigma_L(R)}{2z_d}, \quad (\text{C5})$$

fixing $b = z_d$.

In Fig. 10 we show the rotation curve decomposition for UGC01281, superimposed with a MN fit for the disk obtained with the above prescription.

Appendix D: Modelling the gas distribution in UGC01281

The SPARC database [31] does not contain sufficient information to allow a direct reconstruction of the gas mass distribution¹³. We have therefore done an independent analysis of the gas component for the example of UGC01281, using the HI surface brightness profiles reported in Ref. [59].

¹³ We thank Stacy McGaugh for clarifications on this point.

Our analysis is less sophisticated than that in [59], but captures the key features of the gas profile with sufficient accuracy. We model the gas density profile as a collection of K co-planar rings, with the mass density of each ring taking to be constant on the plane ($z = 0$) and decaying vertically with a Gaussian profile:

$$\rho_{\text{gas}}(R, z) = \sum_{k=1}^K \theta(R - R_k) \theta(R_k + \Delta_k - R) \rho_k e^{-\frac{z^2}{d_z^2}}, \quad (\text{D1})$$

where $\theta(x)$ is the Heaviside function. The gravitational potential due to this mass distribution is computed by the procedure given in App. B.

The surface brightness profile from this gas distribution is easily computed. Matching the model to the vertical profile reported in [59], we find a good fit for $d_z = 0.65$ kpc. Considering the radial profile and matching (approximately, by eye) to the average profile shown in Fig. 2 of Ref. [59] (which averages the HI column density over a slab in the vertical direction), we find that a model of $K = 50$ rings of equal width $\Delta_k = 0.2$ kpc, located with inner radii starting at $R_1 = 0$ kpc up to $R_{50} = 10$ kpc, reproduces the brightness profile radial shape for the density assignment $\rho_k = \tilde{\rho} (0.5 + R_k)^{1.2} \exp\left(-\left(\frac{R_k}{1.5}\right)^{1.4}\right)$, where R_k are noted in kpc and $\tilde{\rho}$ is an over-all normalisation factor. We set $\tilde{\rho} = 3.9 \times 10^6 \text{ M}_\odot/\text{kpc}^3$, so that the total gas mass (including a factor of 1.3 to account for He) is fixed to $M_{\text{gas}} = 3.2 \times 10^8 \text{ M}_\odot$, inferred in Ref. [60] from the total HI luminosity.

The gas-induced rotation curve we find with this procedure is shown by the line in Fig. 11, compared to the velocity contribution attributed to the gas in the SPARC database (circles). The comparison is good enough for our purpose in the current work: as we show in the body of the work, the total baryonic effect (stars and gas combined) on the predicted soliton and on the large-scale halo of UGC01281 is small

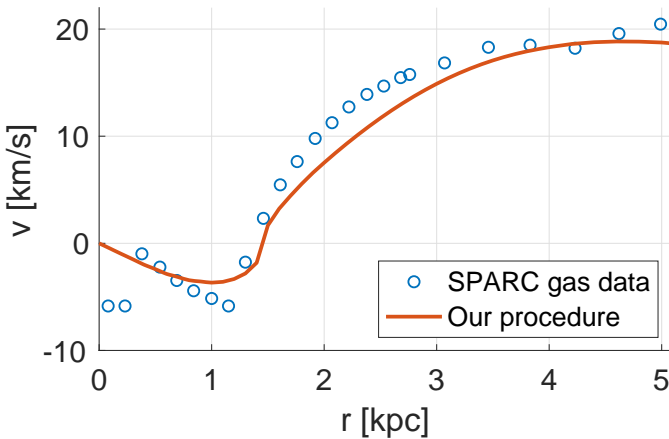


FIG. 11: Modelling the gas contribution to the rotation curve of UGC01281.

We conclude this technical discussion with an amusing

comment. The toroidal gas profile of UGC01281 prompted us to look for toroidal soliton solutions, that could co-exist in the background potential of such a baryonic mass distribution. Indeed, varying the gas mass and the soliton mass, we can find toroidal solitons; we show an example in Fig. 12. The parameters chosen to achieve this toroidal solution were: $m = 10^{-22}$ eV, with $\lambda = 10^{-5}$ and a gas mass 50 times larger than the observed one in UGC01281. These parameters do not represent an actual galaxy from SPARC: we merely bring it as an observation about deformed solitons and as demonstration of the versatility of the numerical code.

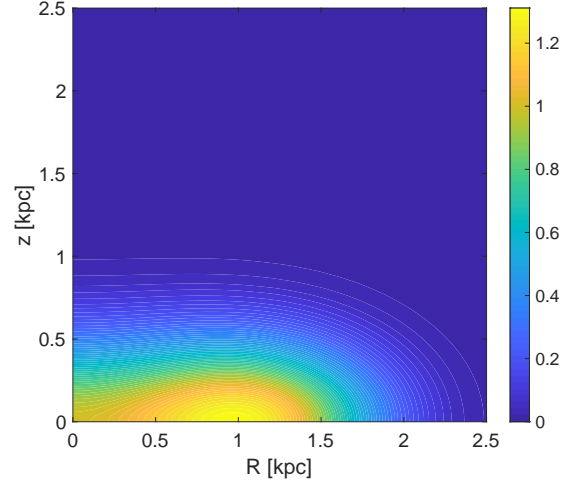


FIG. 12: Density profile of a toroidal soliton solution.

Appendix E: Results with ULDM particle mass of $m = 10^{-21}$ eV

Here we present a repetition of Figs. 5-8 from Sec. IV, done for ULDM particle mass $m = 10^{-21}$ eV.

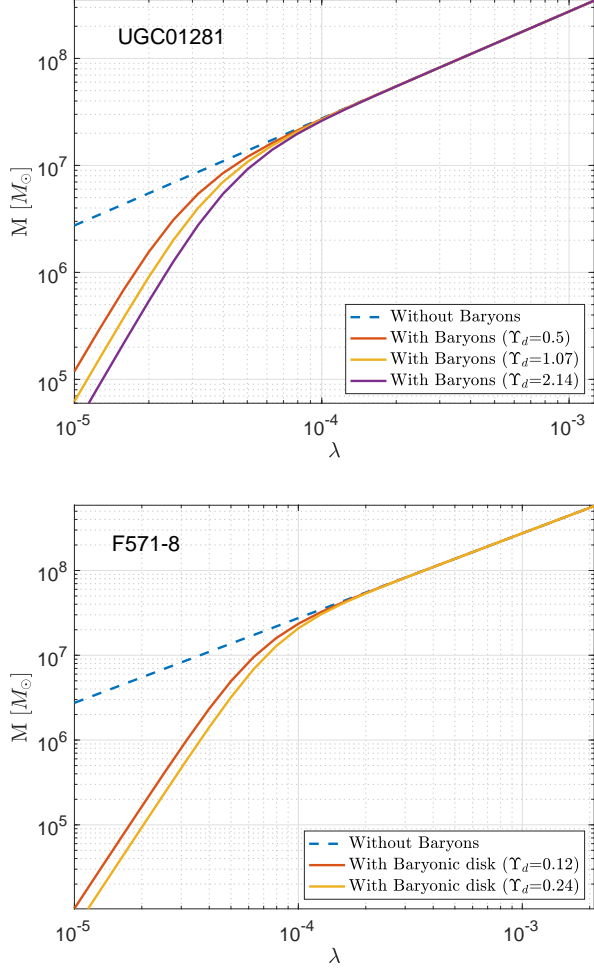


FIG. 13: Soliton M - λ relation in baryonic-induced background gravitational potential of SPARC galaxies. Top panel: UGC01281. Bottom panel: 571-8. The ULDM particle mass is $m = 10^{-21}$ eV.

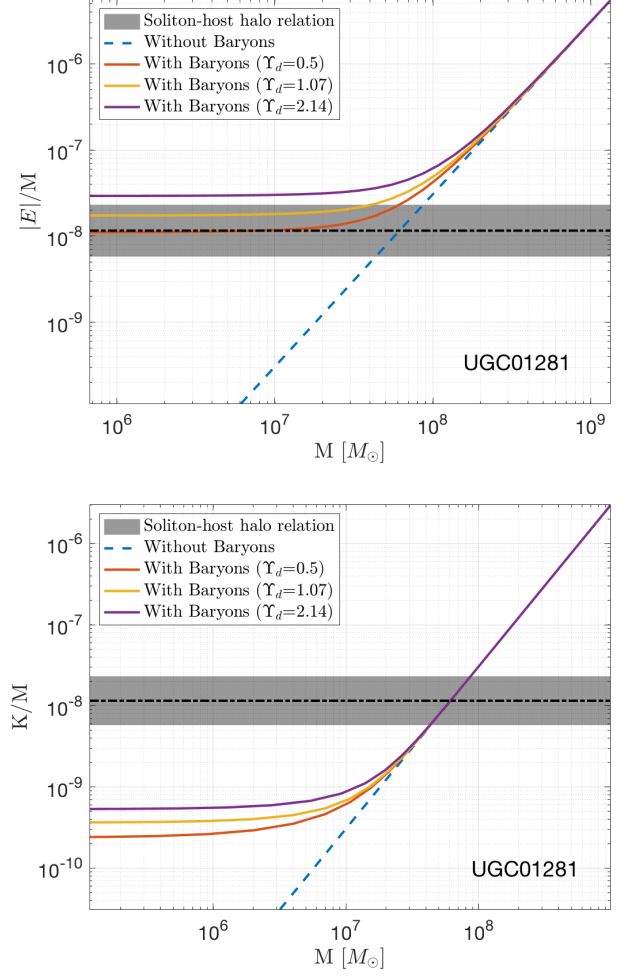


FIG. 14: Specific energy $|E|/M$ (top) and specific kinetic energy K/M (bottom) for a soliton in UGC01281. The soliton host-halo relation found in DM-only numerical simulations is shown by the black dashed line with a shaded band denoting a factor of two estimated spread. The ULDM particle mass is $m = 10^{-21}$ eV.

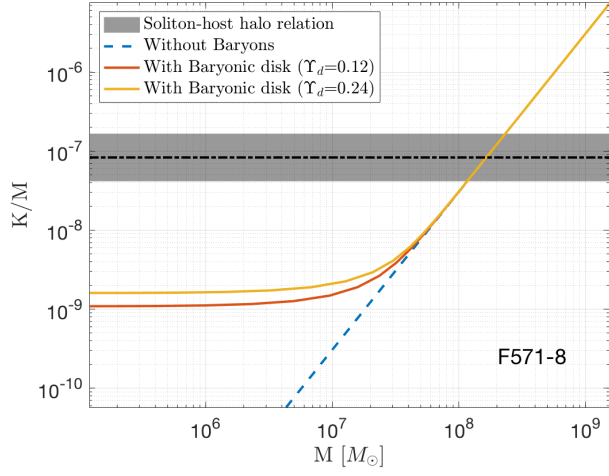
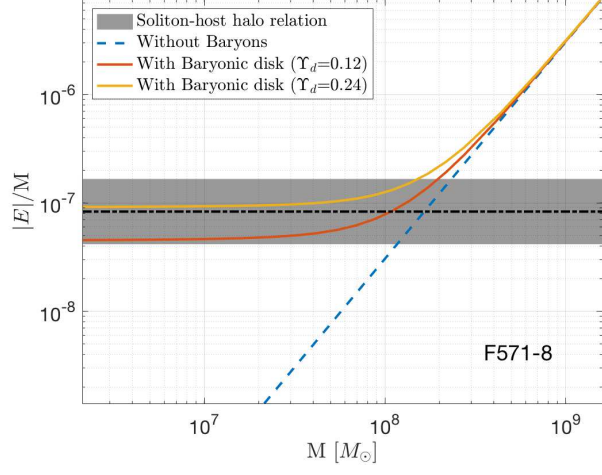


FIG. 15: Same as Fig. 14, but done for F571-8.

-
- [1] W. Hu, R. Barkana, and A. Gruzinov, "Cold and fuzzy dark matter," *Phys. Rev. Lett.* **85** (2000) 1158–1161, arXiv:astro-ph/0003365 [astro-ph].
- [2] P. Svrcek and E. Witten, "Axions In String Theory," *JHEP* **06** (2006) 051, arXiv:hep-th/0605206 [hep-th].
- [3] A. Arvanitaki, S. Dimopoulos, S. Dubovsky, N. Kaloper, and J. March-Russell, "String Axiverse," *Phys. Rev.* **D81** (2010) 123530, arXiv:0905.4720 [hep-th].
- [4] D. J. E. Marsh, "Axion Cosmology," *Phys. Rept.* **643** (2016) 1–79, arXiv:1510.07633 [astro-ph.CO].
- [5] A. Arbey, J. Lesgourgues, and P. Salati, "Quintessential haloes around galaxies," *Phys. Rev.* **D64** (2001) 123528, arXiv:astro-ph/0105564 [astro-ph].
- [6] J. Lesgourgues, A. Arbey, and P. Salati, "A light scalar field at the origin of galaxy rotation curves," *New Astron. Rev.* **46** (2002) 791–799.
- [7] P.-H. Chavanis, "Mass-radius relation of Newtonian self-gravitating Bose-Einstein condensates with short-range interactions: I. Analytical results," *Phys. Rev.* **D84** (2011) 043531, arXiv:1103.2050 [astro-ph.CO].
- [8] P. H. Chavanis and L. Delfini, "Mass-radius relation of Newtonian self-gravitating Bose-Einstein condensates with short-range interactions: II. Numerical results," *Phys. Rev.* **D84** (2011) 043532, arXiv:1103.2054 [astro-ph.CO].
- [9] H.-Y. Schive, T. Chiueh, and T. Broadhurst, "Cosmic Structure as the Quantum Interference of a Coherent Dark Wave," *Nature Phys.* **10** (2014) 496–499, arXiv:1406.6586 [astro-ph.GA].
- [10] H.-Y. Schive, M.-H. Liao, T.-P. Woo, S.-K. Wong, T. Chiueh, T. Broadhurst, and W. Y. P. Hwang, "Understanding the Core-Halo Relation of Quantum Wave Dark Matter from 3D Simulations," *Phys. Rev. Lett.* **113** no. 26, (2014) 261302, arXiv:1407.7762 [astro-ph.GA].
- [11] D. J. E. Marsh and A.-R. Pop, "Axion dark matter, solitons and the cusp-core problem," *Mon. Not. Roy. Astron. Soc.* **451** no. 3, (2015) 2479–2492, arXiv:1502.03456 [astro-ph.CO].
- [12] E. Calabrese and D. N. Spergel, "Ultra-Light Dark Matter in Ultra-Faint Dwarf Galaxies," *Mon. Not. Roy. Astron. Soc.* **460** no. 4, (2016) 4397–4402, arXiv:1603.07321 [astro-ph.CO].
- [13] S.-R. Chen, H.-Y. Schive, and T. Chiueh, "Jeans Analysis for Dwarf Spheroidal Galaxies in Wave Dark Matter," *Mon. Not. Roy. Astron. Soc.* **468** no. 2, (2017) 1338–1348, arXiv:1606.09030 [astro-ph.GA].
- [14] B. Schwabe, J. C. Niemeyer, and J. F. Engels, "Simulations of solitonic core mergers in ultralight axion dark matter cosmologies," *Phys. Rev.* **D94** no. 4, (2016) 043513, arXiv:1606.05151 [astro-ph.CO].
- [15] J. Veltmaat and J. C. Niemeyer, "Cosmological particle-in-cell simulations with ultralight axion dark matter," *Phys. Rev.* **D94** no. 12, (2016) 123523, arXiv:1608.00802 [astro-ph.CO].
- [16] L. Hui, J. P. Ostriker, S. Tremaine, and E. Witten, "Ultralight scalars as cosmological dark matter," *Phys. Rev.* **D95** no. 4, (2017) 043541, arXiv:1610.08297 [astro-ph.CO].
- [17] A. X. Gonz  les-Morales, D. J. E. Marsh, J. Pe  arrubia, and L. Ure  a L  pez, "Unbiased constraints on ultralight axion mass from dwarf spheroidal galaxies," *Mon. Not. Roy. Astron. Soc.* **472** (2017) 1346, arXiv:1609.05856 [astro-ph.CO].
- [18] V. H. Robles and T. Matos, "Flat Central Density Profile and Constant DM Surface Density in Galaxies from Scalar Field Dark Matter," *Mon. Not. Roy. Astron. Soc.* **422** (2012) 282–289, arXiv:1201.3032 [astro-ph.CO].
- [19] T. Bernal, L. M. Fern  ndez-Hern  ndez, T. Matos, and M. A. Rodr  guez-Meza, "Rotation Curves of High-Resolution LSB and SPARC Galaxies in Wave (Fuzzy) and Multistate (Ultra-light Boson) Scalar Field Dark Matter," arXiv:1701.00912 [astro-ph.GA].
- [20] P. Mocz, M. Vogelsberger, V. H. Robles, J. Zavala, M. Boylan-Kolchin, A. Fialkov, and L. Hernquist, "Galaxy formation with BECDM: I. Turbulence and relaxation of idealized haloes," *Mon. Not. Roy. Astron. Soc.* **471** no. 4, (2017) 4559–4570, arXiv:1705.05845 [astro-ph.CO].
- [21] K. Mukaida, M. Takimoto, and M. Yamada, "On Longevity of I-ball/Oscillon," *JHEP* **03** (2017) 122, arXiv:1612.07750 [hep-ph].
- [22] J. Vicens, J. Salvado, and J. Miralda-Escud  , "Bosonic dark matter halos: excited states and relaxation in the potential of the ground state," arXiv:1802.10513 [astro-ph.CO].
- [23] N. Bar, D. Blas, K. Blum, and S. Sibiryakov, "Galactic rotation curves versus ultralight dark matter: Implications of the soliton-host halo relation," *Phys. Rev.* **D98** no. 8, (2018) 083027, arXiv:1805.00122 [astro-ph.CO].
- [24] J. Eby, K. Mukaida, M. Takimoto, L. C. R. Wijewardhana, and M. Yamada, "Classical Nonrelativistic Effective Field Theory and the Role of Gravitational Interactions," arXiv:1807.09795 [hep-ph].
- [25] B. Bar-Or, J.-B. Fouvry, and S. Tremaine, "Relaxation in a Fuzzy Dark Matter Halo," *Astrophys. J.* **871** (2019) 28, arXiv:1809.07673 [astro-ph.GA].
- [26] D. J. E. Marsh and J. C. Niemeyer, "Strong Constraints on Fuzzy Dark Matter from Ultrafaint Dwarf Galaxy Eridanus II," arXiv:1810.08543 [astro-ph.CO].
- [27] P.-H. Chavanis, "A predictive model of BEC dark matter halos with a solitonic core and an isothermal atmosphere," arXiv:1810.08948 [gr-qc].
- [28] R. Emami, T. Broadhurst, G. Smoot, T. Chiueh, and L. H. Nhan, "A Soliton Solution for the Central Dark Masses in Globular Clusters and Implications for the Axiverse," arXiv:1806.04518 [astro-ph.CO].
- [29] D. G. Levkov, A. G. Panin, and I. I. Tkachev, "Gravitational Bose-Einstein condensation in the kinetic regime," *Phys. Rev. Lett.* **121** no. 15, (2018) 151301, arXiv:1804.05857 [astro-ph.CO].
- [30] T. Broadhurst, I. de Martino, H. N. Luu, G. F. Smoot, and S. H. H. Tye, "Ghostly Galaxies as Solitons of Bose-Einstein Dark Matter," arXiv:1902.10488 [astro-ph.CO].
- [31] F. Lelli, S. S. McGaugh, and J. M. Schombert, "SPARC:

- Mass Models for 175 Disk Galaxies with Spitzer Photometry and Accurate Rotation Curves," *Astron. J.* **152** (2016) 157, arXiv:1606.09251 [astro-ph.GA].
- [32] J. Veltmaat, J. C. Niemeyer, and B. Schwabe, "Formation and structure of ultralight bosonic dark matter halos," *Phys. Rev. D* **98** no. 4, (2018) 043509, arXiv:1804.09647 [astro-ph.CO].
- [33] H. Deng, M. P. Hertzberg, M. H. Namjoo, and A. Masoumi, "Can Light Dark Matter Solve the Core-Cusp Problem?," arXiv:1804.05921 [astro-ph.CO].
- [34] E. Armengaud, N. Palanque-Delabrouille, D. J. E. Marsh, J. Baur, and C. Yche, "Constraining the mass of light bosonic dark matter using SDSS Lyman- α forest," *Mon. Not. Roy. Astron. Soc.* **471** no. 4, (2017) 4606–4614, arXiv:1703.09126 [astro-ph.CO].
- [35] V. Iršič, M. Viel, M. G. Haehnelt, J. S. Bolton, and G. D. Becker, "First constraints on fuzzy dark matter from Lyman- α forest data and hydrodynamical simulations," *Phys. Rev. Lett.* **119** no. 3, (2017) 031302, arXiv:1703.04683 [astro-ph.CO].
- [36] J. Zhang, J.-L. Kuo, H. Liu, Y.-L. S. Tsai, K. Cheung, and M.-C. Chu, "Is Fuzzy Dark Matter in tension with Lyman-alpha forest?," arXiv:1708.04389 [astro-ph.CO].
- [37] T. Kobayashi, R. Murgia, A. De Simone, V. Iršič, and M. Viel, "Lyman-alpha Constraints on Ultralight Scalar Dark Matter: Implications for the Early and Late Universe," arXiv:1708.00015 [astro-ph.CO].
- [38] K.-H. Leong, H.-Y. Schive, U.-H. Zhang, and T. Chiueh, "Testing extreme-axion wave dark matter using the BOSS Lyman-Alpha forest data," *Mon. Not. Roy. Astron. Soc.* **484** (2019) 4273, arXiv:1810.05930 [astro-ph.CO].
- [39] B. Bozek, D. J. E. Marsh, J. Silk, and R. F. G. Wyse, "Galaxy UV-luminosity function and reionization constraints on axion dark matter," *Mon. Not. Roy. Astron. Soc.* **450** no. 1, (2015) 209–222, arXiv:1409.3544 [astro-ph.CO].
- [40] R. Hlozek, D. J. E. Marsh, and D. Grin, "Using the Full Power of the Cosmic Microwave Background to Probe Axion Dark Matter," *Mon. Not. Roy. Astron. Soc.* **476** no. 3, (2018) 3063–3085, arXiv:1708.05681 [astro-ph.CO].
- [41] A. Khmelnitsky and V. Rubakov, "Pulsar timing signal from ultralight scalar dark matter," *JCAP* **1402** (2014) 019, arXiv:1309.5888 [astro-ph.CO].
- [42] N. K. Porayko *et al.*, "Parkes Pulsar Timing Array constraints on ultralight scalar-field dark matter," *Phys. Rev. D* **98** no. 10, (2018) 102002, arXiv:1810.03227 [astro-ph.CO].
- [43] B. V. Church, J. P. Ostriker, and P. Mocz, "Heating of Milky Way disc Stars by Dark Matter Fluctuations in Cold Dark Matter and Fuzzy Dark Matter Paradigms," arXiv:1809.04744 [astro-ph.GA].
- [44] N. C. Amorisco and A. Loeb, "First constraints on Fuzzy Dark Matter from the dynamics of stellar streams in the Milky Way," arXiv:1808.00464 [astro-ph.GA].
- [45] A. Schneider, "Constraining Non-Cold Dark Matter Models with the Global 21-cm Signal," arXiv:1805.00021 [astro-ph.CO].
- [46] J. D. Bowman, A. E. E. Rogers, R. A. Monsalve, T. J. Mozdzen, and N. Mahesh, "An absorption profile centred at 78 megahertz in the sky-averaged spectrum," *Nature* **555** no. 7694, (2018) 67–70, arXiv:1810.05912 [astro-ph.CO].
- [47] A. Del Popolo and M. Le Delliou, "Small scale problems of the Λ CDM model: a short review," *Galaxies* **5** no. 1, (2017) 17, arXiv:1606.07790 [astro-ph.CO].
- [48] J. H. H. Chan, H.-Y. Schive, T.-P. Woo, and T. Chiueh, "How do stars affect ψ DM halos?," *ArXiv e-prints* (Dec., 2017), arXiv:1712.01947.
- [49] K. Hayashi and I. Obata, "Non-sphericity of ultra-light axion dark matter halos in the Galactic dwarf spheroidal galaxies," arXiv:1902.03054 [astro-ph.CO].
- [50] S. Alexander, J. J. Bramburger, and E. McDonough, "Novel Substructure and Superfluid Dark Matter," arXiv:1901.03694 [astro-ph.CO].
- [51] T. Rindler-Daller, T. Rindler-Daller, P. R. Shapiro, and P. R. Shapiro, "Finding New Signature Effects on Galactic Dynamics to Constrain Bosons in 6th International Meeting on Gravitation and Cosmology Guadalajara, Jalisco, Mexico, May 21-25, 2012, pp. 163–182. 2012. arXiv:1209.1835 [astro-ph.CO]. <https://inspirehep.net/record/1184893/files/arXiv:1209.1835>
- [52] V. Desjacques, A. Kehagias, and A. Riotto, "Impact of ultralight axion self-interactions on the large scale structure of the Universe," *Phys. Rev. D* **97** no. 2, (2018) 023529, arXiv:1709.07946 [astro-ph.CO].
- [53] R. Ruffini and S. Bonazzola, "Systems of selfgravitating particles in general relativity and the concept of an equation of state," *Phys. Rev.* **187** (1969) 1767–1783.
- [54] R. Launhardt, R. Zylka, and P. G. Mezger, "The nuclear bulge of the galaxy. 3. Large scale physical characteristics of stars and interstellar matter," *Astron. Astrophys.* **384** (2002) 112–139, arXiv:astro-ph/0201294 [astro-ph].
- [55] R. Schnrich, M. Aumer, and S. E. Sale, "Kinematic detection of the galactic nuclear disk," *The Astrophysical Journal Letters* **812** no. 2, (2015) L21. <http://stacks.iop.org/2041-8205/812/i=2/a=L21>.
- [56] M. Portail, O. Gerhard, C. Wegg, and M. Ness, "Dynamical modelling of the galactic bulge and bar: the Milky Way's pattern speed, stellar and dark matter mass distribution," *Mon. Not. Roy. Astron. Soc.* **465** no. 2, (2017) 1621–1644, arXiv:1608.07954 [astro-ph.GA].
- [57] C. Wegg, O. Gerhard, and M. Portail, "The Initial Mass Function of the Inner Galaxy Measured from OGLE-III Microlensing Timescales," *The Astrophysical Journal Letters* **843** (July, 2017) L5, arXiv:1706.04193.
- [58] I. De Martino, T. Broadhurst, S. H. H. Tye, T. Chiueh, and H.-Y. Schive, "Dynamical Evidence of a Solitonic Core of $10^9 M_\odot$ in the Milky Way," arXiv:1807.08153 [astro-ph.GA].
- [59] P. Kamphuis, R. F. Peletier, P. C. van der Kruit, and G. H. Heald, "Warp or lag? The ionized and neutral hydrogen gas in the edge-on dwarf galaxy UGC 1281," *Mon. Not. Roy. Astron. Soc.* **414** (2011) 3444, arXiv:1103.0699 [astro-ph.CO].
- [60] W. J. G. de Blok and A. Bosma, "High-resolution rotation curves of low surface brightness galaxies," *Astron. Astrophys.* **385** (2002) 816,

- arXiv:astro-ph/0201276 [astro-ph].
- [61] N. Starkman, F. Lelli, S. McGaugh, and J. Schombert, "A new algorithm to quantify maximum discs in galaxies," *Mon. Not. Roy. Astron. Soc.* **480** (2018) , arXiv:1802.09967.
<http://adsabs.harvard.edu/abs/2018MNRAS.480.2292S>.
- [62] W. H. Press, S. A. Teukolsky, W. T. Vetterling, and B. P. Flannery, *Numerical Recipes in C: The Art of Scientific Computing, Second Edition*. Cambridge University Press, 1992.
- [63] S. Casertano, "Rotation curve and mass model for the edge-on galaxy ngc 5907," *Internal Kinematics and Dynamics of Galaxies* (Jan., 1983) .
http://dx.doi.org/10.1007/978-94-009-7075-5_15.
- [64] I. S. Gradshteyn and I. M. Ryzhik, *Table of Integrals, Series, and Products*. Academic Press, 1980.
- [65] M. Miyamoto and R. Nagai, "Three-dimensional models for the distribution of mass in galaxies," *PASJ* **27** (1975) 533–543.
<http://adsabs.harvard.edu/abs/1975PASJ...27..533M>.
- [66] R. Smith, C. Flynn, G. N. Candlish, M. Fellhauer, and B. K. Gibson, "Simple and accurate modelling of the gravitational potential produced by thick and thin exponential discs," *Mon. Not. Roy. Astron. Soc.* **448** no. 3, (2015) 2934–2940, arXiv:1502.00627 [astro-ph.GA].